




Annual report - detailed HIT distribution Category 1 against Category 1 From 1/01/2004 to 31/12/2004

HIT countries	AT	BE	CY	CZ	EE	FI	FR	DE	GR	HU	IS	IE	IT	LT	LV	LU	MT	NL	NO	PL	PT	SK	SI	ES	SE	UK	Total Local	Total Foreign
Sender																												
AT	1.146	77	0	104	0	23	114	564	9	140	3	3	36	0	0	38	0	52	100	381	2	2.338	5	22	149	92	1.146	4.252
BE	222	1.016	0	8	0	39	224	603	42	7	0	8	64	0	0	40	0	274	159	175	4	43	11	35	256	109	1.016	2.323
CY	0	0	18	0	0	0	0	3	0	0	0	0	0	0	0	0	0	0	0	0	0	0	0	0	0	2	18	5
CZ	28	7	0	71	0	0	2	31	0	2	0	0	0	0	0	0	0	4	6	45	0	25	0	0	7	0	71	157
EE	0	0	0	0	2	0	0	0	0	0	0	0	0	0	0	0	0	0	2	0	0	0	0	0	0	0	2	2
FI	37	38	0	0	0	48	20	118	15	0	0	1	60	0	0	11	22	24	356	1	0	5	0	6	730	16	48	1.460
FR	815	641	0	28	0	42	474	1.030	78	6	3	6	191	0	0	62	1	256	198	255	6	110	26	118	362	95	474	4.329
DE	888	453	0	23	0	77	301	1.516	71	35	7	3	131	5	0	79	0	272	391	289	2	377	20	50	756	95	1.516	4.325
GR	5	7	0	0	0	8	13	63	35	0	1	2	32	0	0	6	0	24	63	0	0	0	0	0	66	101	35	391
HU	80	3	0	9	0	1	1	22	1	26	0	0	0	0	0	0	0	3	4	1	0	11	0	1	6	4	26	147
IS	1	0	0	0	0	0	0	1	2	0	0	1	0	0	0	1	0	2	3	0	0	0	0	0	1	0	0	12
IE	13	22	0	0	0	0	25	25	4	0	0	54	25	0	0	8	7	17	13	0	0	1	0	3	30	206	54	399
IT	114	44	0	2	0	4	66	150	19	1	0	1	1.441	0	0	8	0	27	67	2	0	17	8	19	131	127	1.441	807
LT	0	0	0	0	0	0	0	0	0	0	0	0	0	21	0	0	0	0	0	0	0	0	0	0	0	0	21	0
LU	23	93	0	0	0	8	34	54	2	0	0	0	12	0	0	22	1	56	33	0	0	0	1	6	42	4	22	369
MT	0	0	0	0	0	10	0	0	0	0	0	2	0	0	0	0	0	0	19	0	0	0	0	0	1	1	0	33
NL	79	94	1	0	0	15	34	156	11	0	1	0	29	0	0	14	0	43	68	4	0	11	1	10	112	42	43	682
NO	78	74	0	5	0	63	40	272	35	2	1	2	109	0	0	8	33	69	161	39	1	19	2	8	590	30	161	1.480
PL	6	3	0	33	0	0	2	20	0	0	0	0	0	4	0	0	0	1	2	39	0	0	0	0	6	1	39	78
PT	2	3	0	0	0	0	4	8	1	0	0	0	0	0	0	1	0	4	2	0	0	0	0	2	6	1	0	34
SK	356	5	0	28	0	2	3	81	0	9	0	0	0	0	0	0	0	2	6	1	0	1.737	0	0	8	30	1.737	531
SI	9	5	0	0	0	1	6	10	0	15	0	0	5	0	0	0	0	0	1	0	0	0	3	0	4	0	3	56
ES	23	17	0	0	0	1	81	37	1	0	0	1	5	0	0	12	0	16	18	1	2	0	0	67	42	10	67	267
SE	228	223	0	1	0	533	181	797	59	5	1	6	137	0	0	51	1	146	1.346	25	4	18	5	12	1.289	60	1.289	3.839
UK	390	213	0	0	0	21	300	581	174	6	2	93	427	0	0	14	16	266	152	1	1	96	3	30	200	2.566	2.566	2.986
Total Foreign	3.397	2.022	1	241	0	848	1.451	4.626	524	228	19	129	1.263	9	0	353	81	1.515	3.009	1.220	22	3.071	82	322	3.505	1.026	11.795	28.964

-  : 0 hit
-  : number of fingerprints sent by Member State X matching with stored fingerprints from I
-  : number of fingerprints sent by Member State X matching with stored fingerprints from I
- Total Foreign : total number of "category 1" transactions sent by all Member States (but Member State X) matching with "category 1"
- Total Foreign : total number of "category 1" transactions sent by Member State X matching with "category 1" transactions previously

Annual report - detailed HIT distribution Category 1 against Category 2 From 1/01/2004 to 31/12/2004

HIT countries	AT	BE	CY	CZ	EE	FI	FR	DE	GR	HU	IS	IE	IT	LT	LV	LU	MT	NL	NO	PL	PT	SK	SI	ES	SE	UK	Total Local	Total Foreign
Sender																												
AT	214	0	0	2	0	0	0	3	5	3	0	0	13	0	0	0	0	0	0	3	0	28	0	91	0	0	214	148
BE	2	0	0	0	0	0	0	4	34	0	0	0	3	0	0	0	0	0	0	4	0	0	0	14	0	0	0	61
CY	0	0	0	0	0	0	0	0	0	0	0	0	0	0	0	0	0	0	0	0	0	0	0	0	0	0	0	0
CZ	13	0	0	10	0	0	0	0	0	0	0	0	0	0	0	0	0	0	0	0	0	0	0	0	0	0	10	13
EE	0	0	0	0	0	0	0	0	0	0	0	0	0	0	0	0	0	0	0	0	0	0	0	0	0	0	0	0
FI	2	0	0	0	0	0	0	1	26	0	0	0	1	0	0	0	14	0	0	0	0	0	0	0	0	0	0	44
FR	30	1	0	2	0	0	11	7	65	0	0	0	21	0	0	0	0	0	0	11	0	4	0	129	0	2	11	272
DE	40	0	0	0	0	0	0	55	69	0	0	0	21	4	0	0	0	1	0	35	0	25	0	34	1	2	55	232
GR	0	0	0	0	0	0	0	2	313	0	0	0	0	0	0	0	0	0	0	0	0	0	0	1	0	0	313	3
HU	1	0	0	0	0	0	0	0	2	0	0	0	0	0	0	0	0	0	0	0	0	0	0	0	0	0	0	3
IS	0	0	0	0	0	0	0	0	0	0	0	0	0	0	0	0	0	0	0	0	0	0	0	0	0	0	0	0
IE	0	0	0	0	0	0	0	0	11	0	0	0	5	0	0	0	1	0	0	0	0	0	0	0	0	0	6	23
IT	5	0	0	0	0	0	0	0	25	0	0	0	441	0	0	0	0	0	0	0	0	0	0	35	0	0	441	65
LT	0	0	0	0	0	0	0	0	0	0	0	0	0	31	0	0	0	0	0	0	0	0	0	0	0	0	31	0
LU	0	0	0	0	0	0	0	1	2	0	0	0	0	0	0	0	0	0	0	0	0	0	0	23	0	0	0	26
MT	0	0	0	0	0	0	0	0	0	0	0	0	0	0	0	0	0	0	0	0	0	0	0	0	0	0	0	0
NL	11	0	0	0	0	0	0	1	19	0	0	0	3	0	0	0	0	2	0	0	0	0	0	3	0	1	2	38
NO	1	0	0	0	0	0	0	5	46	0	0	0	23	0	0	0	2	0	1	2	0	0	0	0	0	0	1	79
PL	0	0	0	0	0	0	0	0	0	0	0	0	0	4	0	0	0	0	0	82	0	0	0	0	0	0	82	4
PT	0	0	0	0	0	0	0	0	0	0	0	0	0	0	0	0	0	0	0	0	0	0	0	0	0	0	0	0
SK	30	0	0	1	0	0	0	0	0	0	0	0	0	0	0	0	0	0	0	0	0	36	0	0	0	1	36	32
SI	0	0	0	0	0	0	0	0	2	0	0	0	0	0	0	0	0	0	0	0	0	0	0	0	0	0	0	2
ES	1	0	0	0	0	0	0	2	0	0	0	0	1	0	0	0	0	0	0	0	0	0	0	130	0	1	130	5
SE	12	0	0	0	0	0	0	9	38	0	0	0	9	0	0	0	2	1	1	1	0	0	0	3	0	3	0	79
UK	24	0	0	0	0	0	0	9	221	0	0	0	67	0	0	0	2	1	2	6	0	1	0	4	0	54	54	337
Total Foreign	172	1	0	5	0	0	0	44	565	3	0	0	167	8	0	0	21	3	3	62	0	58	0	337	1	16	1.380	1.466

- : 0 hit
- : number of fingerprints sent by Member State X matching with stored fingerprints from I
- : number of fingerprints sent by Member State X matching with stored fingerprints from I
- Total Foreign : total number of "category 1" transactions sent by all Member States (but Member State X) matching with "category
- Total Foreign : total number of "category 1" transactions sent by Member State X matching with "category 1" transactions previously

Annual report - detailed HIT distribution Category 3 against Category 1 From 1/01/2004 to 31/12/2004

HIT countries	AT	BE	CY	CZ	EE	FI	FR	DE	GR	HU	IS	IE	IT	LT	LV	LU	MT	NL	NO	PL	PT	SK	SI	ES	SE	UK	Total Local	Total Foreign
Sender																												
AT	26	0	0	1	0	0	0	6	0	3	0	0	0	0	0	0	0	0	0	1	0	26	0	0	0	0	26	37
BE	9	23	0	0	0	0	10	7	0	0	0	0	0	0	0	1	0	1	0	1	0	0	0	2	1	1	23	33
CY	0	0	0	0	0	0	0	0	0	0	0	0	0	0	0	0	0	0	0	0	0	0	0	0	0	0	0	0
CZ	48	1	0	51	0	0	11	23	0	1	0	0	1	0	0	0	0	1	5	184	0	134	0	0	6	7	51	422
EE	0	0	0	0	0	0	0	0	0	0	0	0	0	0	0	0	0	0	0	0	0	0	0	0	0	0	0	0
FI	0	0	0	0	0	1	0	0	0	0	0	0	0	0	0	0	0	0	0	0	0	2	0	1	4	0	1	7
FR	0	0	0	0	0	0	0	0	0	0	0	0	0	0	0	0	0	0	0	0	0	0	0	0	0	0	0	0
DE	733	218	1	31	0	69	212	998	48	15	2	4	78	3	0	36	0	167	246	215	0	247	8	30	476	47	998	2.886
GR	0	0	0	0	0	1	0	3	7	0	0	0	0	0	0	0	0	0	0	0	0	0	0	0	0	0	7	4
HU	0	0	0	0	0	0	0	0	0	0	0	0	0	0	0	0	0	0	0	0	0	1	0	0	0	0	0	1
IS	0	0	0	0	0	0	0	0	0	0	0	0	0	0	0	0	0	0	0	0	0	0	0	0	0	0	0	0
IE	0	0	0	0	0	0	0	0	0	0	0	0	0	0	0	0	0	0	0	0	0	0	0	0	0	0	0	0
IT	25	0	0	0	0	0	4	9	0	0	0	0	37	0	0	0	0	2	0	0	0	0	0	2	1	2	37	45
LT	0	0	0	0	0	0	0	0	0	0	0	0	0	1	0	0	0	0	0	0	0	0	0	0	0	0	1	0
LU	5	27	0	0	0	2	14	21	0	0	0	2	0	0	0	59	0	14	3	0	0	0	0	2	6	1	59	97
MT	0	0	0	0	0	0	0	0	0	0	0	0	0	0	0	0	0	0	0	0	0	0	0	0	0	0	0	0
NL	39	93	0	1	0	7	106	102	8	0	1	1	15	0	0	22	0	415	82	0	0	1	0	0	85	124	415	687
NO	37	42	0	5	1	39	39	160	14	3	0	0	57	0	0	6	28	45	195	36	1	19	2	7	343	26	195	910
PL	0	0	0	10	0	0	0	2	0	0	0	0	0	4	0	0	0	0	1	63	0	2	0	0	2	0	63	21
PT	0	0	0	0	0	0	0	0	0	0	0	0	0	0	0	0	0	0	0	0	0	0	0	0	0	0	0	0
SK	12	0	0	4	0	0	0	4	0	2	0	0	0	0	0	0	0	0	0	0	0	89	0	0	0	3	89	25
SI	1	1	0	0	0	0	2	5	0	4	0	0	1	0	0	0	0	0	0	0	0	0	3	0	0	0	3	14
ES	1	2	0	0	0	0	1	2	0	0	0	0	1	0	0	0	0	5	0	0	0	0	0	11	3	4	11	19
SE	0	0	0	0	0	10	1	16	0	0	1	1	2	0	0	0	0	3	25	0	2	0	0	0	57	1	57	62
UK	24	8	0	0	0	2	43	43	6	0	0	26	24	0	0	0	0	17	9	0	0	4	0	0	16	146	146	222
Total Foreign	934	392	1	52	1	130	443	403	76	28	4	34	179	7	0	65	28	255	371	437	3	436	10	44	943	216	2.182	5.492

- : 0 hit
- : number of fingerprints sent by Member State X matching with stored fingerprints from l
- : number of fingerprints sent by Member State X matching with stored fingerprints from l
- Total Foreign : total number of "category 1" transactions sent by all Member States (but Member State X) matching with "category
- Total Foreign : total number of "category 1" transactions sent by Member State X matching with "category 1" transactions previously