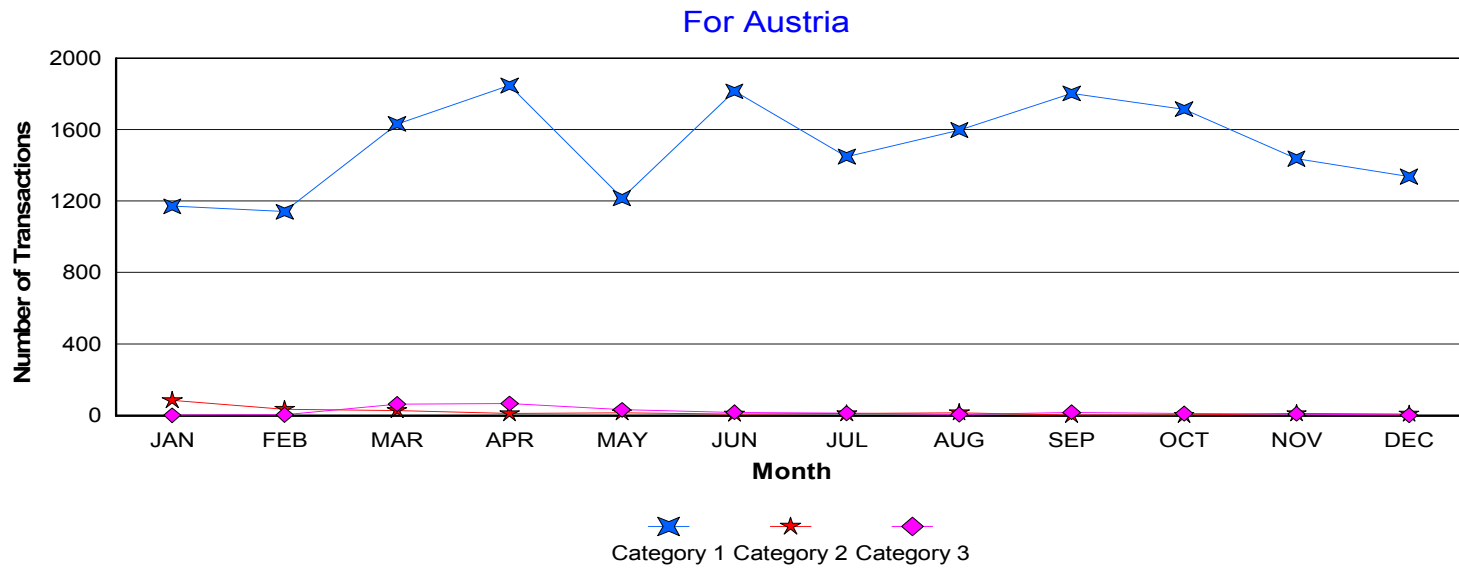


## Number of Successful Transactions for Austria - 2004

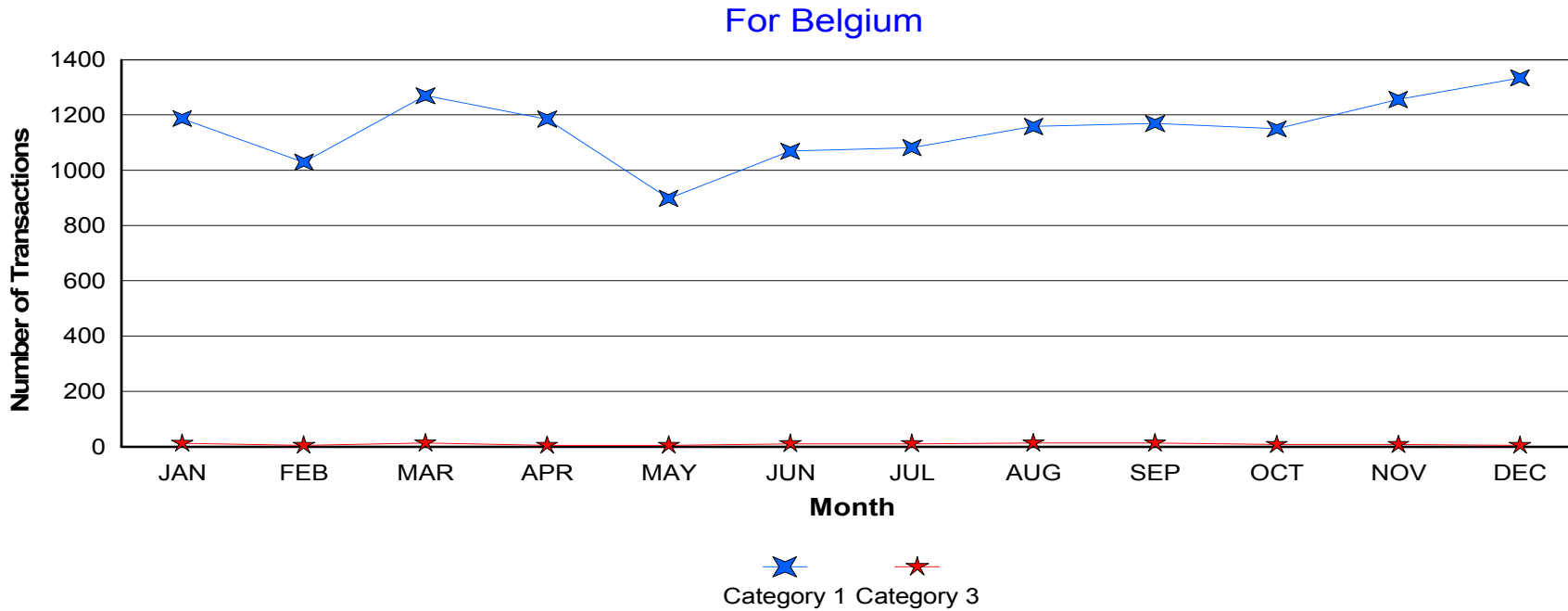
Annex 1

	JAN	FEB	MAR	APR	MAY	JUN	JUL	AUG	SEP	OCT	NOV	DEC	Total
<b>Category 1</b>	1.171	1.140	1.631	1.846	1.216	1.814	1.448	1.597	1.802	1.713	1.437	1.336	<b>18.151</b>
<b>Category 2</b>	85	35	29	11	15	8	10	16	2	2	11	8	<b>232</b>
<b>Category 3</b>	1	4	64	67	32	18	13	6	18	11	9	2	<b>245</b>
<b>Total</b>	<b>1.257</b>	<b>1.179</b>	<b>1.724</b>	<b>1.924</b>	<b>1.263</b>	<b>1.840</b>	<b>1.471</b>	<b>1.619</b>	<b>1.822</b>	<b>1.726</b>	<b>1.457</b>	<b>1.346</b>	<b>18.628</b>



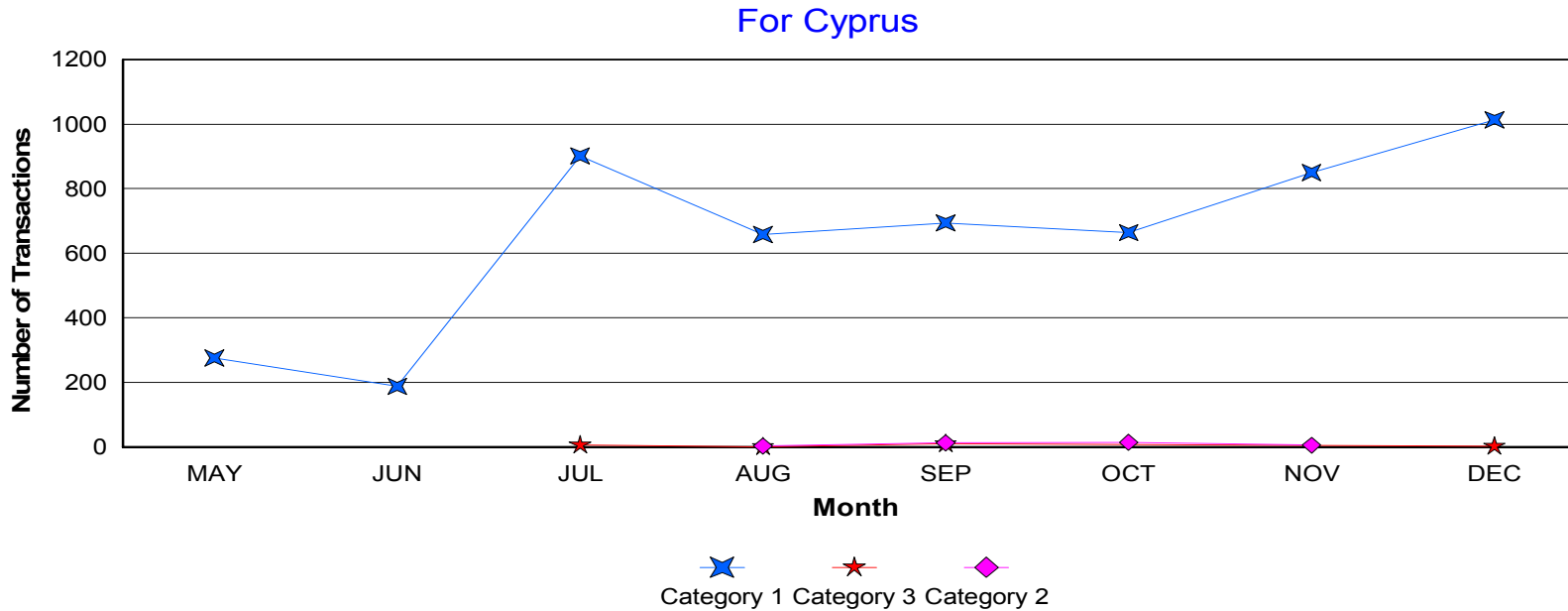
### Number of Successful Transactions for Belgium - 2004

	JAN	FEB	MAR	APR	MAY	JUN	JUL	AUG	SEP	OCT	NOV	DEC	Total
<b>Category 1</b>	1.187	1.029	1.270	1.185	898	1.069	1.082	1.158	1.169	1.150	1.256	1.334	<b>13.787</b>
<b>Category 3</b>	12	5	13	4	5	11	11	13	13	7	7	4	<b>105</b>
<b>Total</b>	<b>1.199</b>	<b>1.034</b>	<b>1.283</b>	<b>1.189</b>	<b>903</b>	<b>1.080</b>	<b>1.093</b>	<b>1.171</b>	<b>1.182</b>	<b>1.157</b>	<b>1.263</b>	<b>1.338</b>	<b>13.892</b>



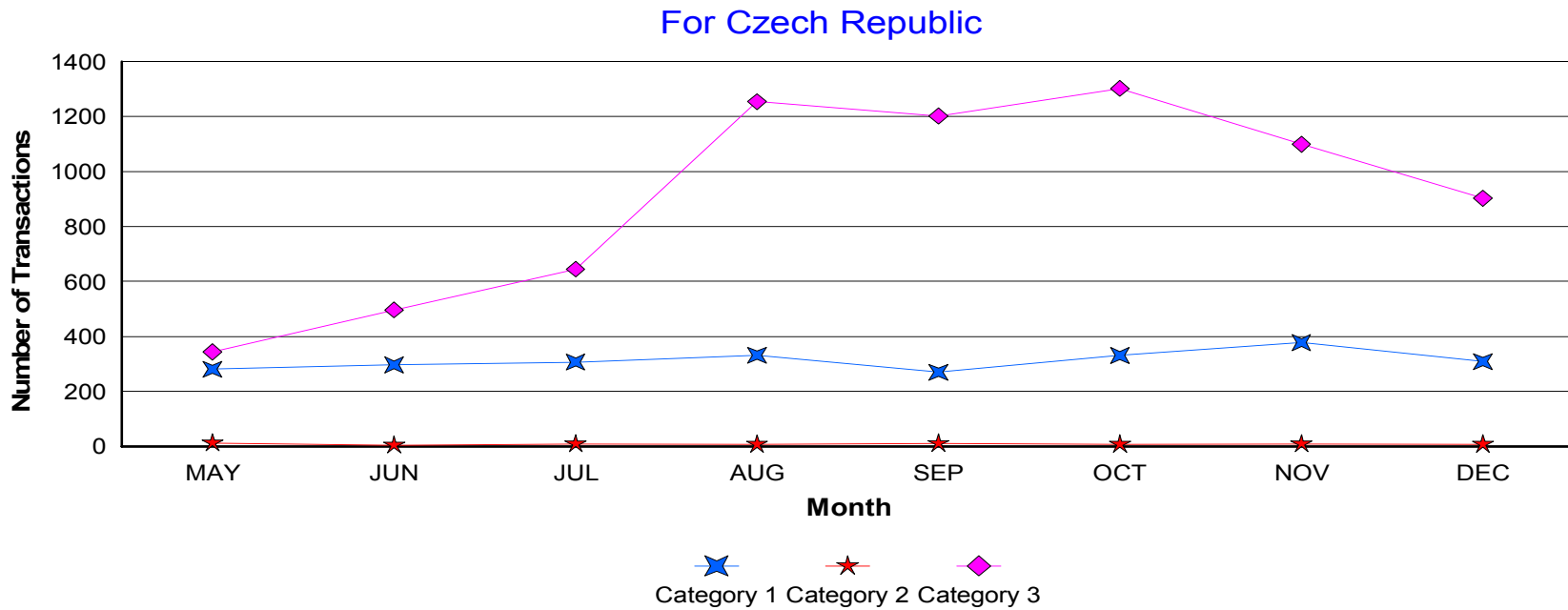
### Number of Successful Transactions for Cyprus - 2004

	JAN	FEB	MAR	APR	MAY	JUN	JUL	AUG	SEP	OCT	NOV	DEC	Total
Category 1	0	0	0	0	276	188	901	658	694	664	850	1.013	5.244
Category 2	0	0	0	0	0	0	0	3	13	15	6	0	37
Category 3	0	0	0	0	0	0	6	1	10	0	0	2	19
<b>Total</b>	<b>0</b>	<b>0</b>	<b>0</b>	<b>0</b>	<b>276</b>	<b>188</b>	<b>907</b>	<b>662</b>	<b>717</b>	<b>679</b>	<b>856</b>	<b>1.015</b>	<b>5.300</b>



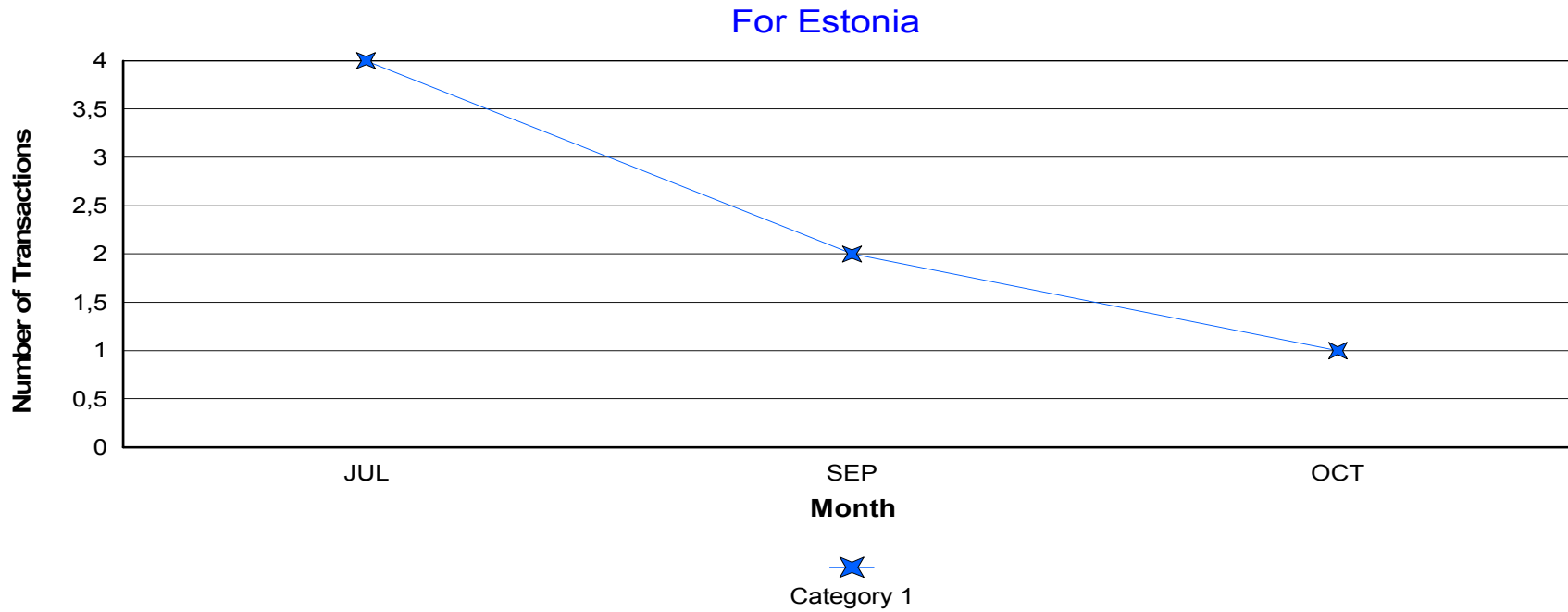
### Number of Successful Transactions for Czech Republic - 2004

	JAN	FEB	MAR	APR	MAY	JUN	JUL	AUG	SEP	OCT	NOV	DEC	Total
<b>Category 1</b>	0	0	0	0	281	297	307	332	270	331	378	309	<b>2.505</b>
<b>Category 2</b>	0	0	0	0	12	4	9	7	11	8	9	8	<b>68</b>
<b>Category 3</b>	0	0	0	0	344	497	645	1.254	1.202	1.302	1.099	903	<b>7.246</b>
<b>Total</b>	<b>0</b>	<b>0</b>	<b>0</b>	<b>0</b>	<b>637</b>	<b>798</b>	<b>961</b>	<b>1.593</b>	<b>1.483</b>	<b>1.641</b>	<b>1.486</b>	<b>1.220</b>	<b>9.819</b>



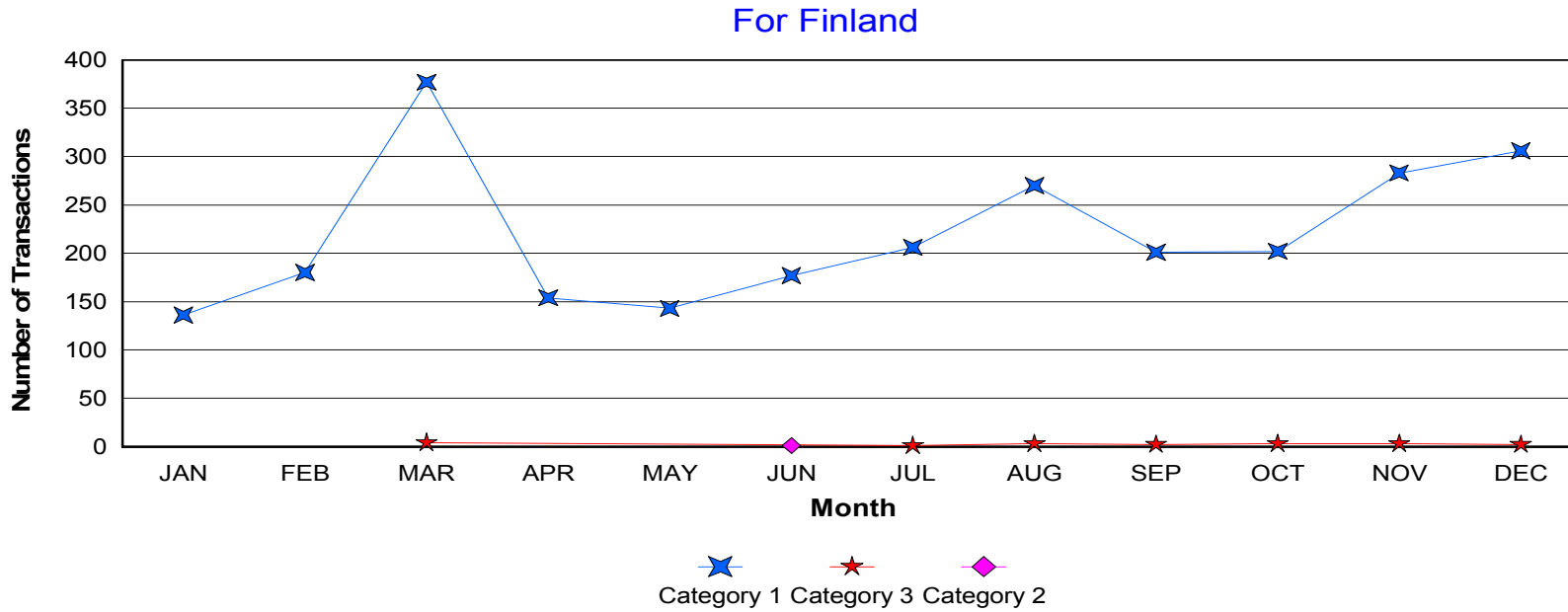
**Number of Successful Transactions for Estonia - 2004**

	JAN	FEB	MAR	APR	MAY	JUN	JUL	AUG	SEP	OCT	NOV	DEC	Total
Category 1	0	0	0	0	0	0	4	0	2	1	0	0	7
Total	0	0	0	0	0	0	4	0	2	1	0	0	7



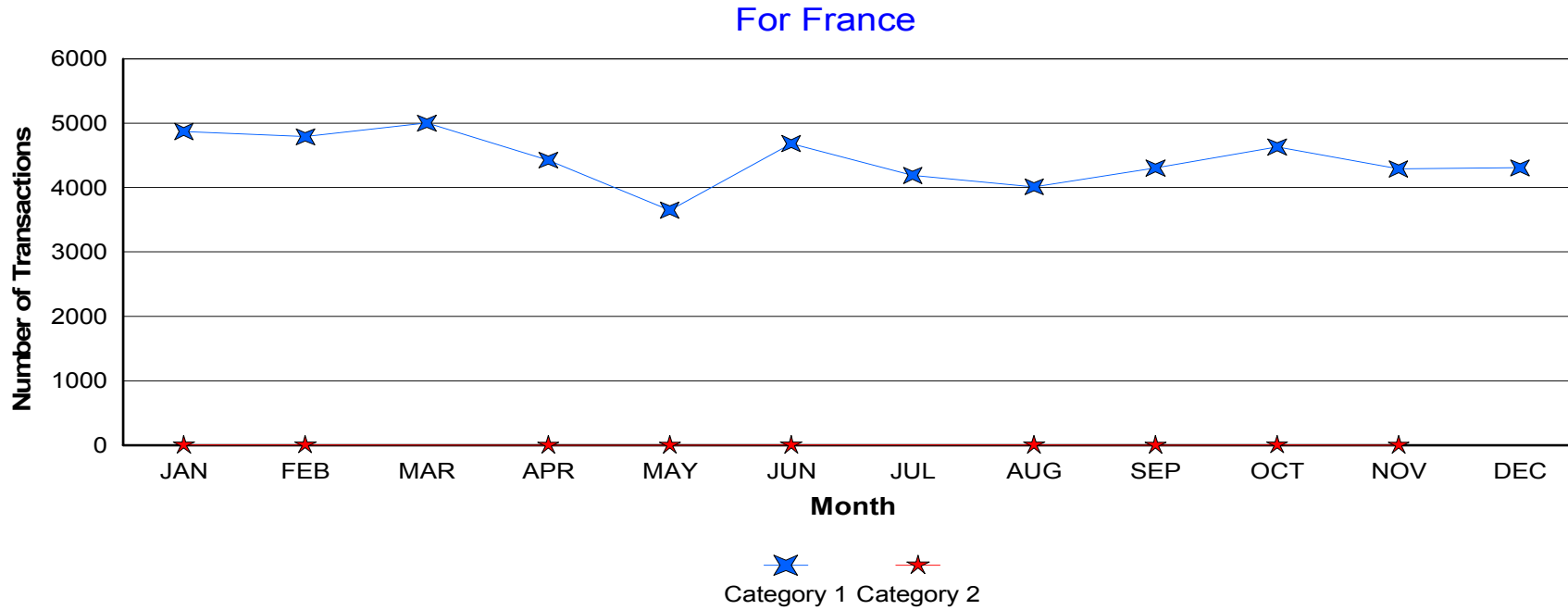
### Number of Successful Transactions for Finland - 2004

	JAN	FEB	MAR	APR	MAY	JUN	JUL	AUG	SEP	OCT	NOV	DEC	Total
<b>Category 1</b>	136	180	377	154	143	177	206	270	201	202	283	306	<b>2.635</b>
<b>Category 2</b>	0	0	0	0	0	1	0	0	0	0	0	0	<b>1</b>
<b>Category 3</b>	0	0	4	0	0	0	1	3	2	3	3	2	<b>18</b>
<b>Total</b>	<b>136</b>	<b>180</b>	<b>381</b>	<b>154</b>	<b>143</b>	<b>178</b>	<b>207</b>	<b>273</b>	<b>203</b>	<b>205</b>	<b>286</b>	<b>308</b>	<b>2.654</b>



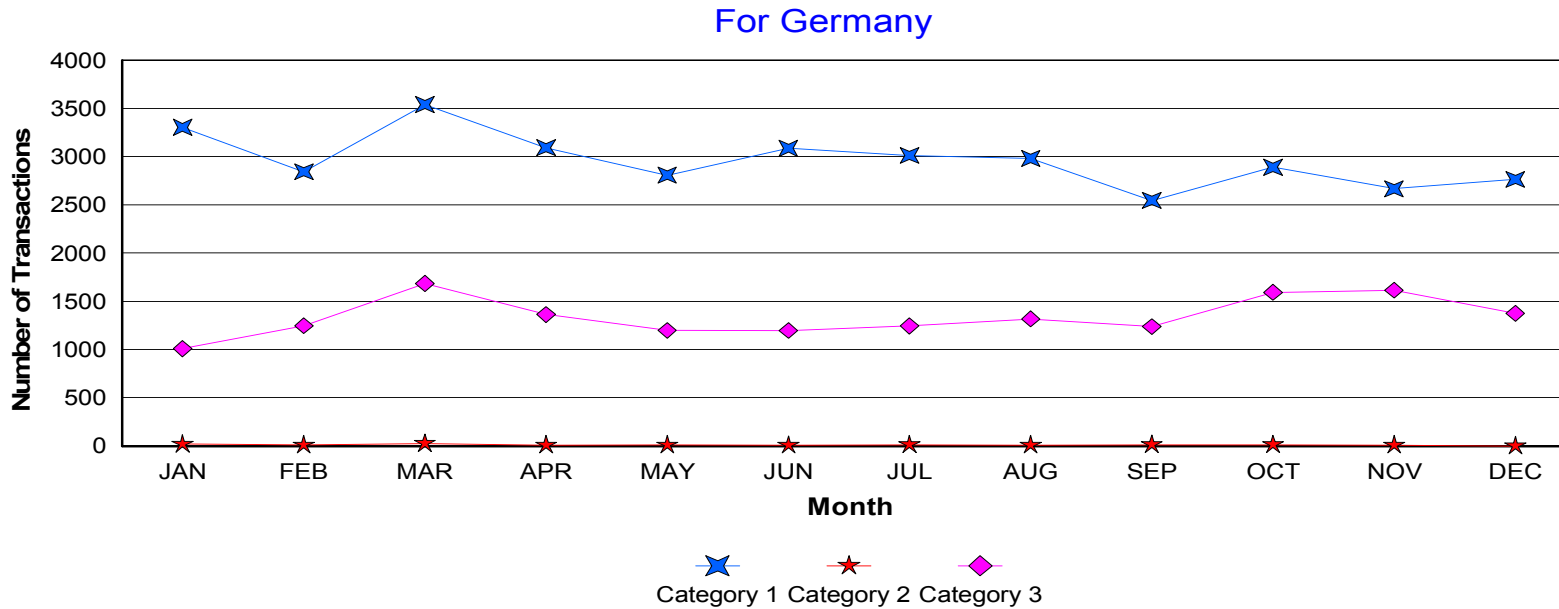
**Number of Successful Transactions for France - 2004**

	JAN	FEB	MAR	APR	MAY	JUN	JUL	AUG	SEP	OCT	NOV	DEC	Total
<b>Category 1</b>	4.870	4.788	5.001	4.426	3.650	4.683	4.191	4.012	4.303	4.631	4.289	4.308	<b>53.152</b>
<b>Category 2</b>	2	4	0	1	1	2	0	2	1	3	1	0	<b>17</b>
<b>Total</b>	<b>4.872</b>	<b>4.792</b>	<b>5.001</b>	<b>4.427</b>	<b>3.651</b>	<b>4.685</b>	<b>4.191</b>	<b>4.014</b>	<b>4.304</b>	<b>4.634</b>	<b>4.290</b>	<b>4.308</b>	<b>53.169</b>



### Number of Successful Transactions for Germany - 2004

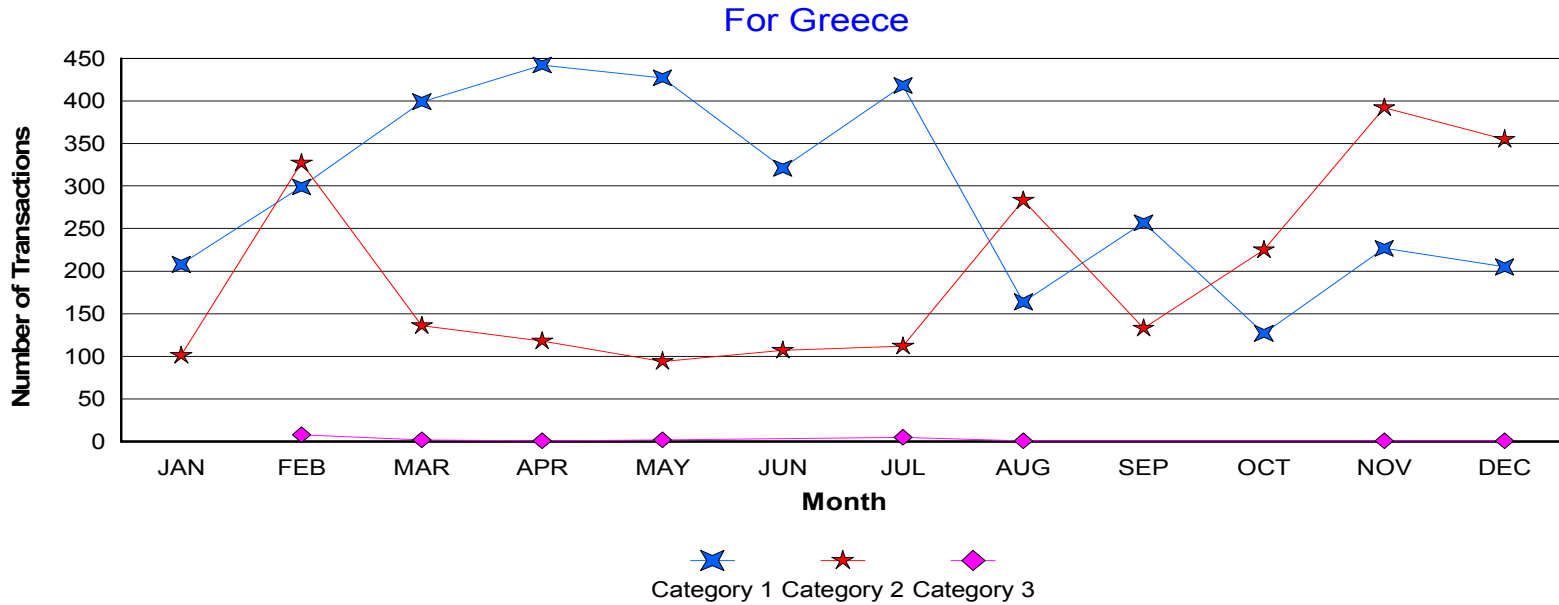
	JAN	FEB	MAR	APR	MAY	JUN	JUL	AUG	SEP	OCT	NOV	DEC	Total
<b>Category 1</b>	3.305	2.844	3.540	3.093	2.808	3.087	3.013	2.981	2.546	2.890	2.667	2.765	<b>35.539</b>
<b>Category 2</b>	19	10	24	9	10	7	12	9	14	12	8	1	<b>135</b>
<b>Category 3</b>	1.009	1.246	1.686	1.363	1.198	1.197	1.244	1.317	1.239	1.593	1.615	1.375	<b>16.082</b>
<b>Total</b>	<b>4.333</b>	<b>4.100</b>	<b>5.250</b>	<b>4.465</b>	<b>4.016</b>	<b>4.291</b>	<b>4.269</b>	<b>4.307</b>	<b>3.799</b>	<b>4.495</b>	<b>4.290</b>	<b>4.141</b>	<b>51.756</b>





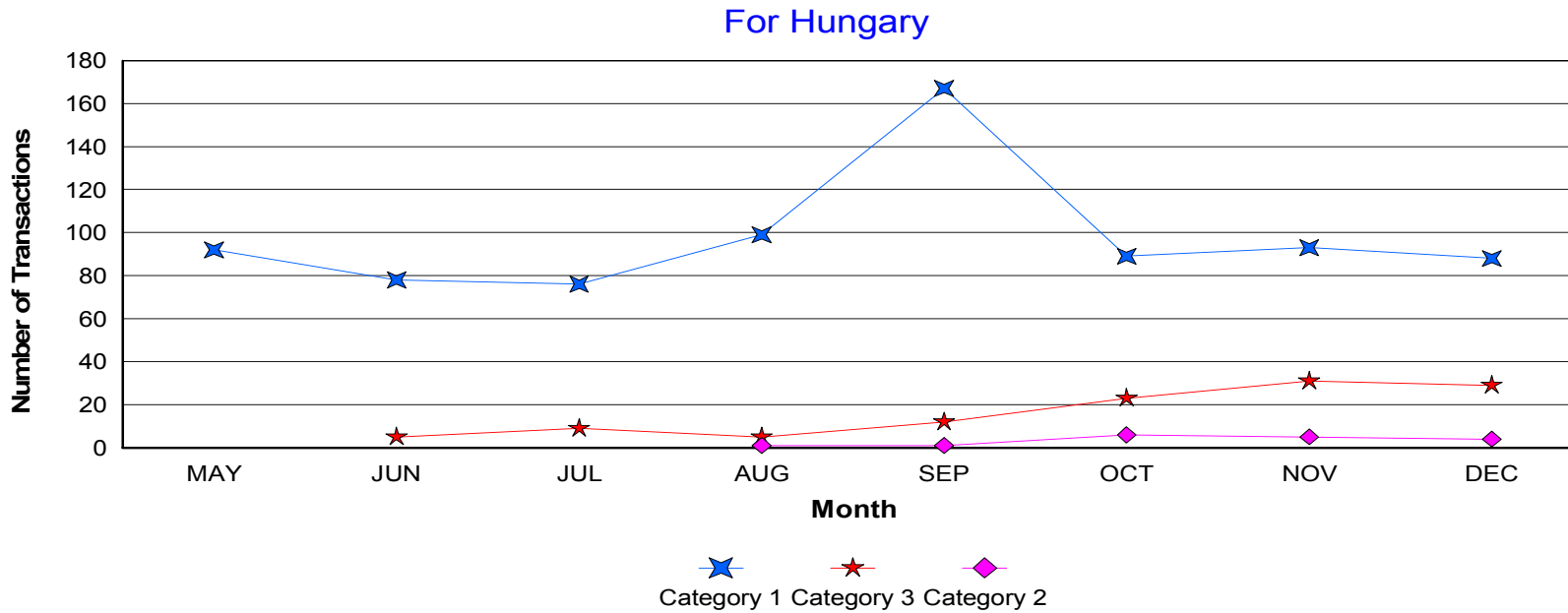
### Number of Successful Transactions for Greece - 2004

	JAN	FEB	MAR	APR	MAY	JUN	JUL	AUG	SEP	OCT	NOV	DEC	Total
<b>Category 1</b>	208	299	399	442	427	321	418	164	257	127	227	205	<b>3.494</b>
<b>Category 2</b>	101	327	136	118	94	107	112	283	133	225	392	355	<b>2.383</b>
<b>Category 3</b>	0	8	2	1	2	0	5	1	0	0	1	1	<b>21</b>
<b>Total</b>	<b>309</b>	<b>634</b>	<b>537</b>	<b>561</b>	<b>523</b>	<b>428</b>	<b>535</b>	<b>448</b>	<b>390</b>	<b>352</b>	<b>620</b>	<b>561</b>	<b>5.898</b>



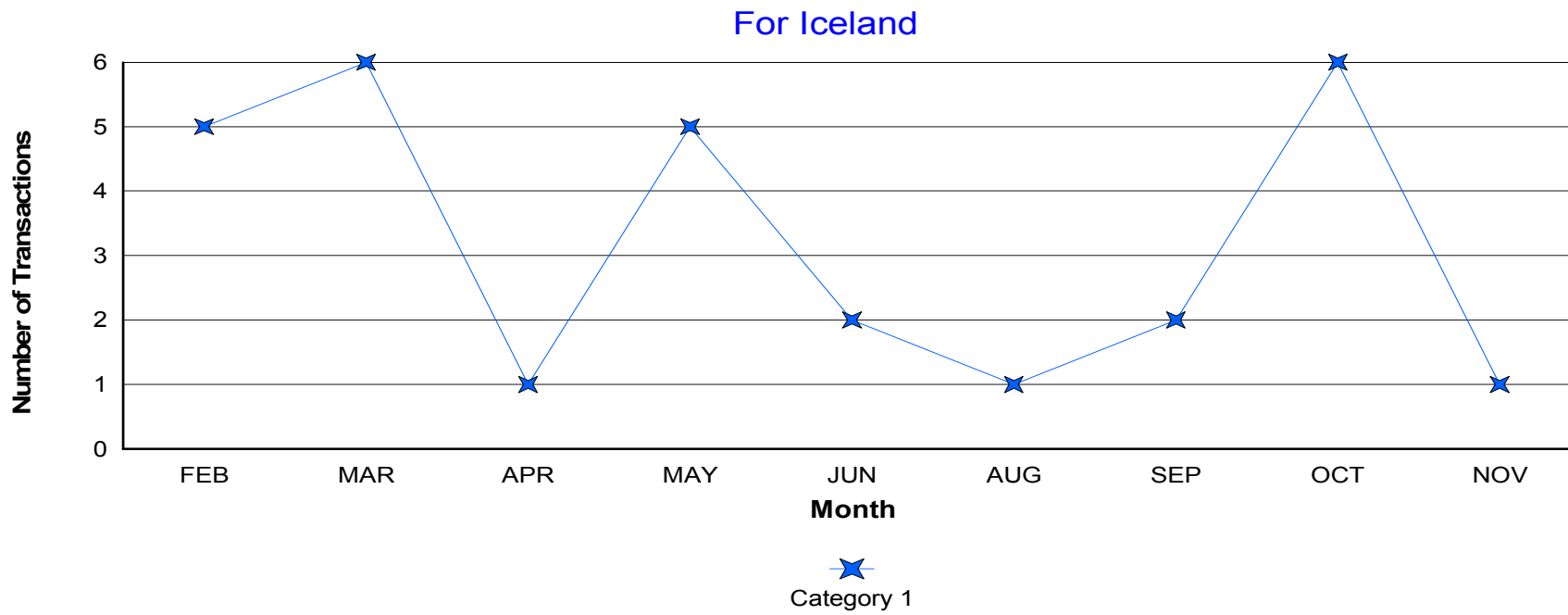
### Number of Successful Transactions for Hungary - 2004

	JAN	FEB	MAR	APR	MAY	JUN	JUL	AUG	SEP	OCT	NOV	DEC	Total
Category 1	0	0	0	0	92	78	76	99	167	89	93	88	<b>782</b>
Category 2	0	0	0	0	0	0	0	1	1	6	5	4	<b>17</b>
Category 3	0	0	0	0	0	5	9	5	12	23	31	29	<b>114</b>
<b>Total</b>	<b>0</b>	<b>0</b>	<b>0</b>	<b>0</b>	<b>92</b>	<b>83</b>	<b>85</b>	<b>105</b>	<b>180</b>	<b>118</b>	<b>129</b>	<b>121</b>	<b>913</b>



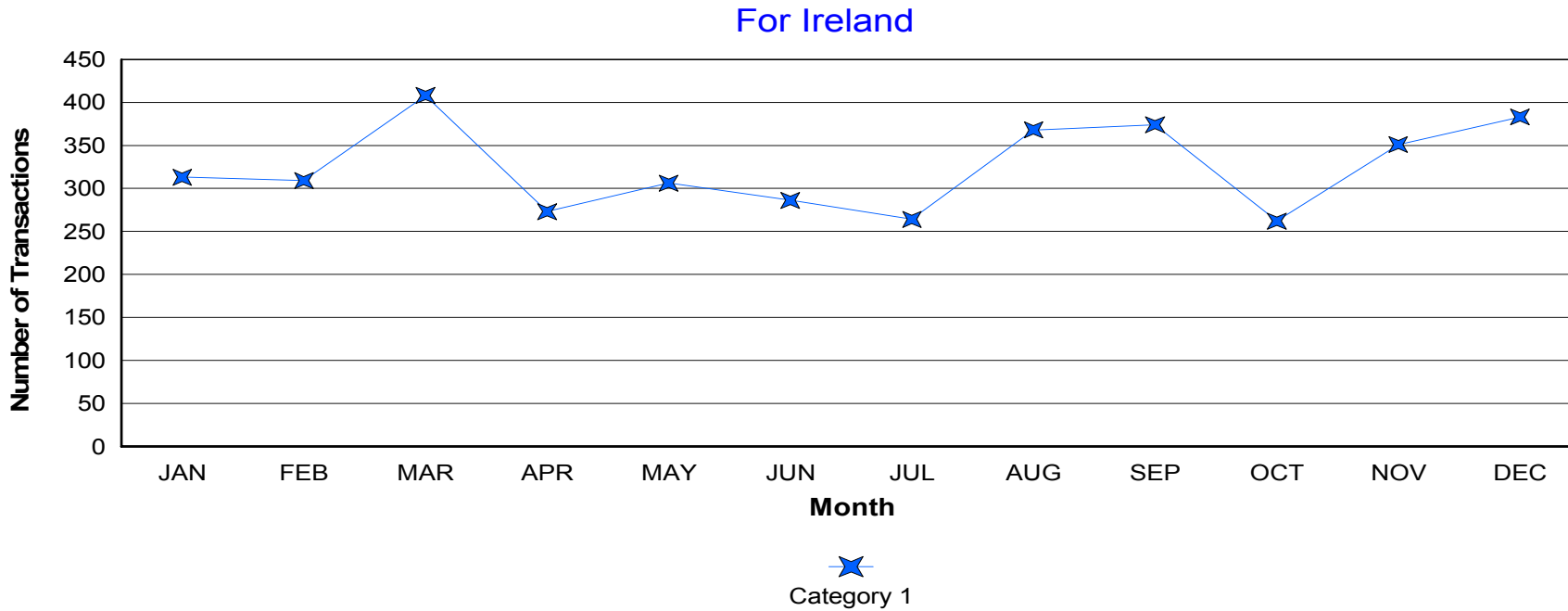
**Number of Successful Transactions for Iceland - 2004**

	JAN	FEB	MAR	APR	MAY	JUN	JUL	AUG	SEP	OCT	NOV	DEC	Total
Category 1	0	5	6	1	5	2	0	1	2	6	1	0	29
Total	0	5	6	1	5	2	0	1	2	6	1	0	29



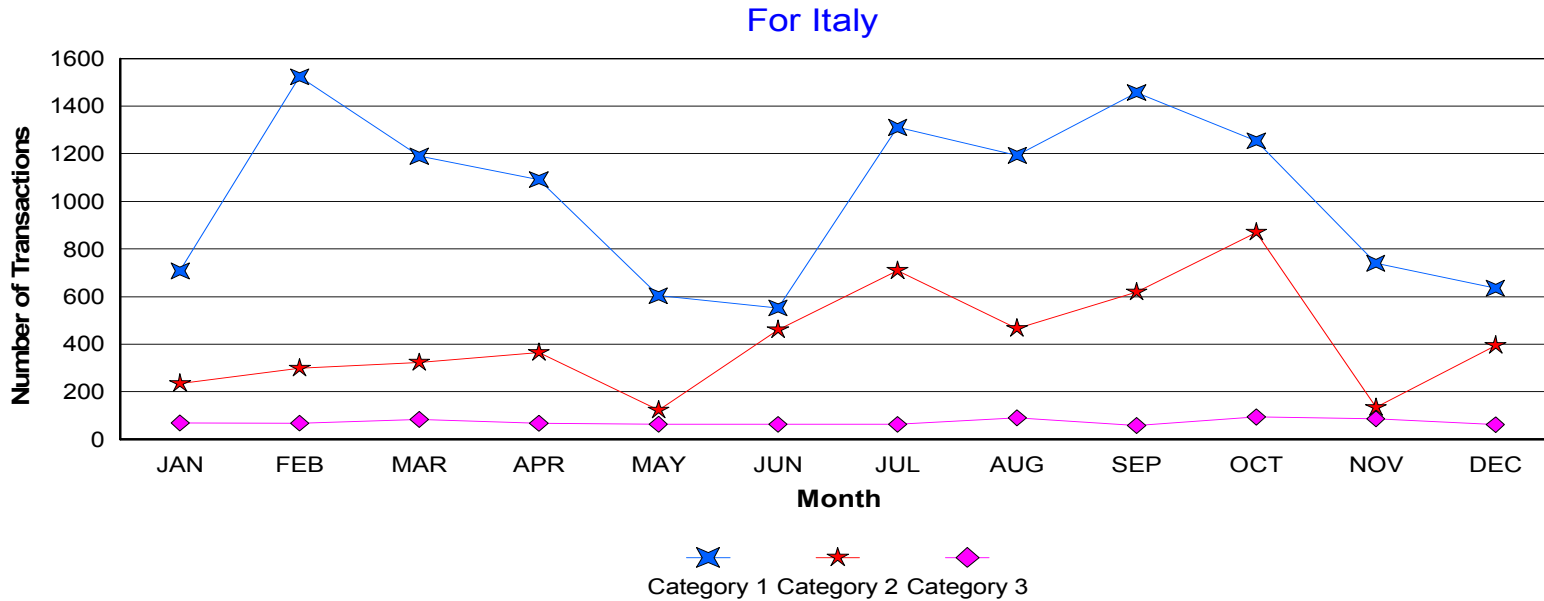
**Number of Successful Transactions for Ireland - 2004**

	JAN	FEB	MAR	APR	MAY	JUN	JUL	AUG	SEP	OCT	NOV	DEC	Total
<b>Category 1</b>	313	309	408	273	306	286	264	368	374	262	351	383	<b>3.897</b>
<b>Total</b>	<b>313</b>	<b>309</b>	<b>408</b>	<b>273</b>	<b>306</b>	<b>286</b>	<b>264</b>	<b>368</b>	<b>374</b>	<b>262</b>	<b>351</b>	<b>383</b>	<b>3.897</b>



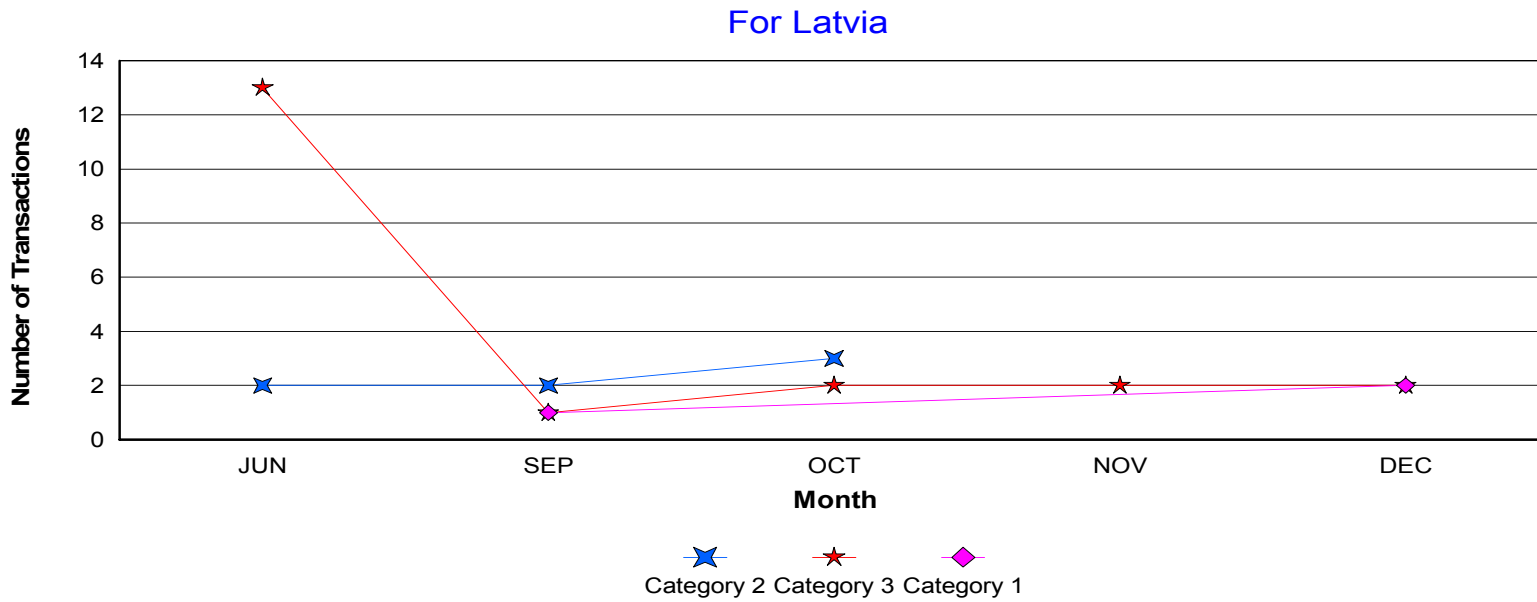
### Number of Successful Transactions for Italy - 2004

	JAN	FEB	MAR	APR	MAY	JUN	JUL	AUG	SEP	OCT	NOV	DEC	Total
<b>Category 1</b>	708	1.524	1.190	1.091	604	552	1.311	1.194	1.458	1.255	740	635	<b>12.262</b>
<b>Category 2</b>	235	299	323	365	123	461	709	466	619	870	134	395	<b>4.999</b>
<b>Category 3</b>	69	68	83	67	64	63	63	90	58	94	87	61	<b>867</b>
<b>Total</b>	<b>1.012</b>	<b>1.891</b>	<b>1.596</b>	<b>1.523</b>	<b>791</b>	<b>1.076</b>	<b>2.083</b>	<b>1.750</b>	<b>2.135</b>	<b>2.219</b>	<b>961</b>	<b>1.091</b>	<b>18.128</b>



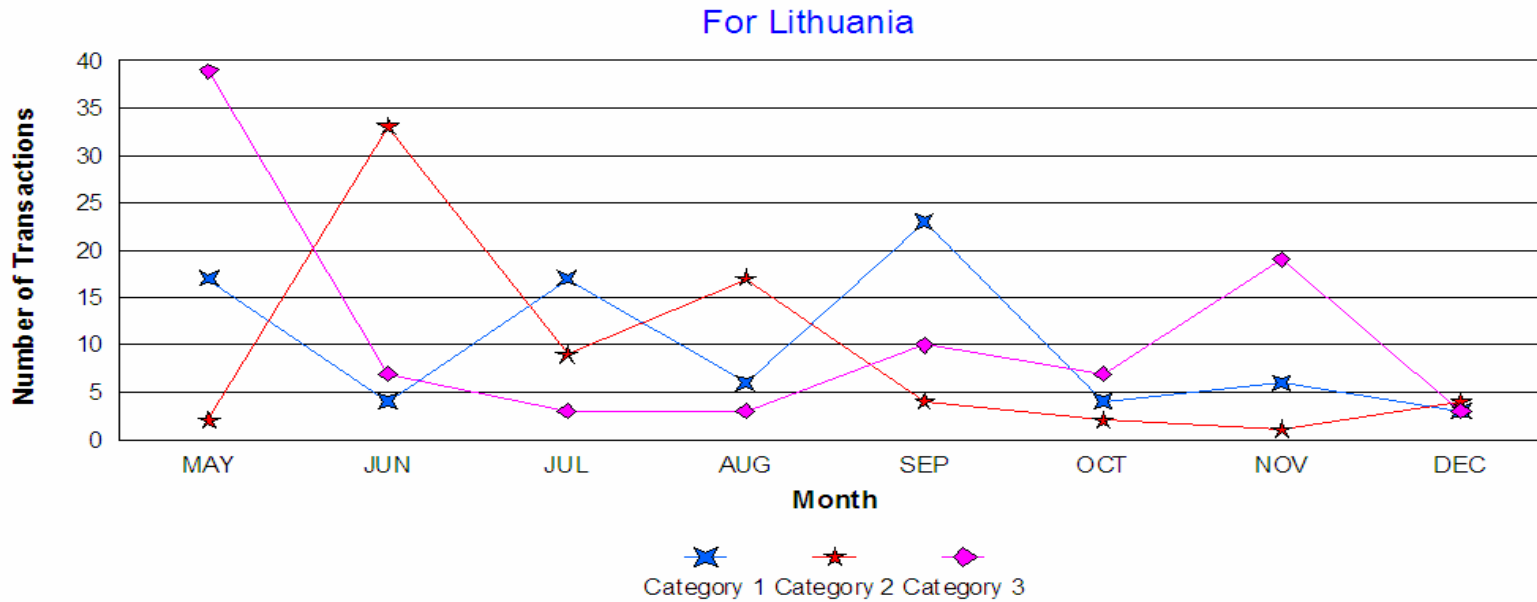
### Number of Successful Transactions for Latvia - 2004

	JAN	FEB	MAR	APR	MAY	JUN	JUL	AUG	SEP	OCT	NOV	DEC	Total
Category 1	0	0	0	0	0	0	0	0	1	0	0	2	3
Category 2	0	0	0	0	0	2	0	0	2	3	0	0	7
Category 3	0	0	0	0	0	13	0	0	1	2	2	2	20
<b>Total</b>	<b>0</b>	<b>0</b>	<b>0</b>	<b>0</b>	<b>0</b>	<b>15</b>	<b>0</b>	<b>0</b>	<b>4</b>	<b>5</b>	<b>2</b>	<b>4</b>	<b>30</b>



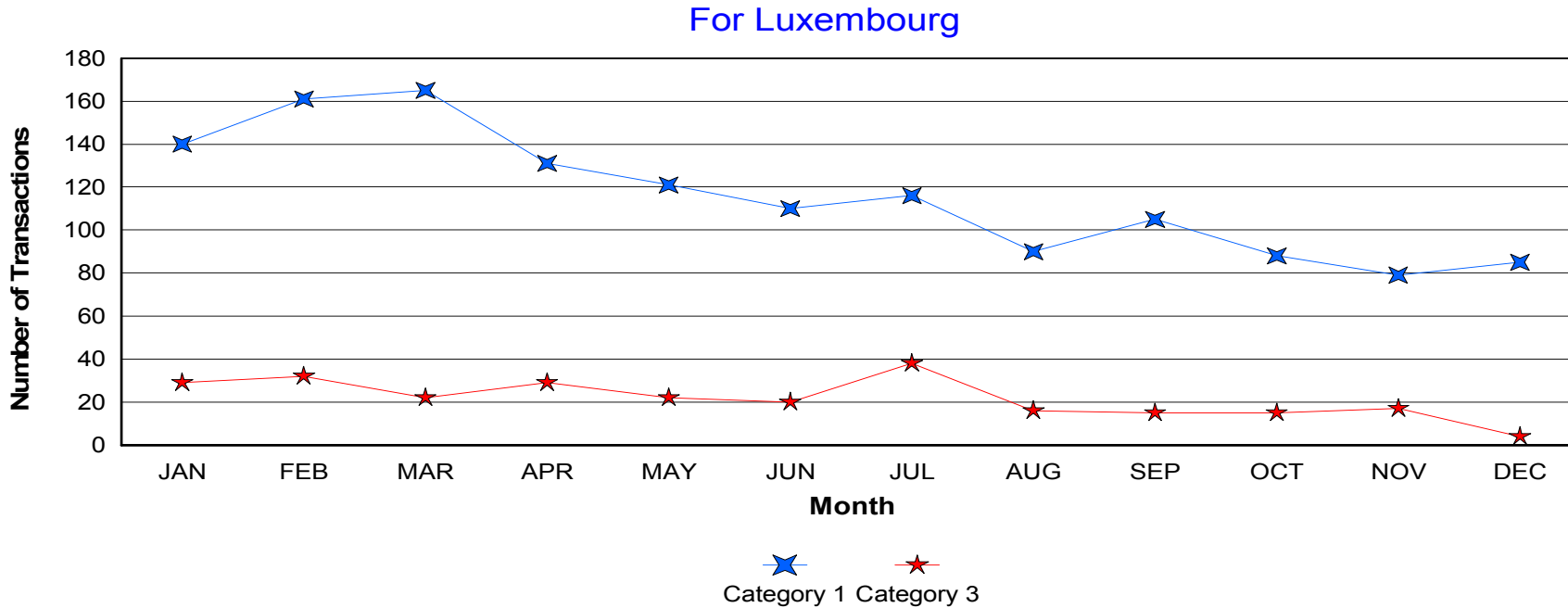
**Number of Successful Transactions for Lithuania - 2004**

	JAN	FEB	MAR	APR	MAY	JUN	JUL	AUG	SEP	OCT	NOV	DEC	Total
<b>Category 1</b>	0	0	0	0	17	4	17	6	23	4	6	3	<b>80</b>
<b>Category 2</b>	0	0	0	0	2	33	9	17	4	2	1	4	<b>72</b>
<b>Category 3</b>	0	0	0	0	39	7	3	3	10	7	19	3	<b>91</b>
<b>Total</b>	<b>0</b>	<b>0</b>	<b>0</b>	<b>0</b>	<b>58</b>	<b>44</b>	<b>29</b>	<b>26</b>	<b>37</b>	<b>13</b>	<b>26</b>	<b>10</b>	<b>243</b>



### Number of Successful Transactions for Luxembourg - 2004

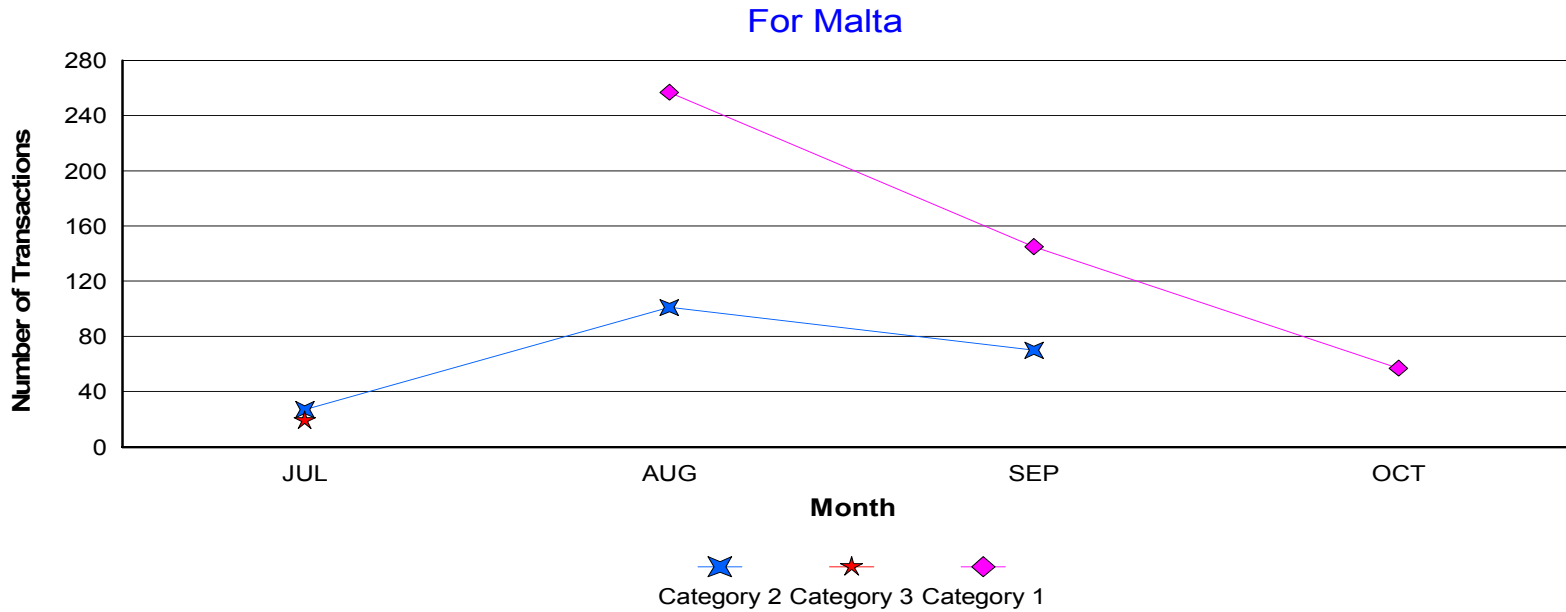
	JAN	FEB	MAR	APR	MAY	JUN	JUL	AUG	SEP	OCT	NOV	DEC	Total
<b>Category 1</b>	140	161	165	131	121	110	116	90	105	88	79	85	<b>1.391</b>
<b>Category 3</b>	29	32	22	29	22	20	38	16	15	15	17	4	<b>259</b>
<b>Total</b>	<b>169</b>	<b>193</b>	<b>187</b>	<b>160</b>	<b>143</b>	<b>130</b>	<b>154</b>	<b>106</b>	<b>120</b>	<b>103</b>	<b>96</b>	<b>89</b>	<b>1.650</b>





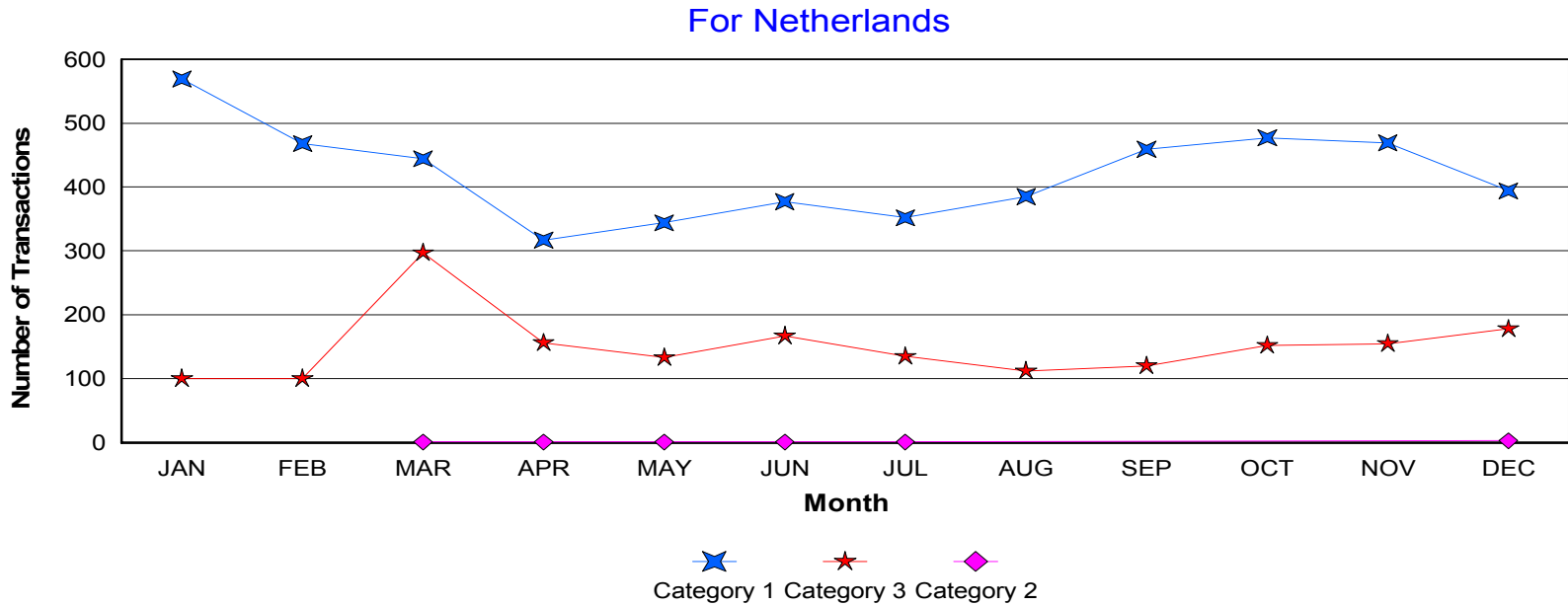
### Number of Successful Transactions for Malta - 2004

	JAN	FEB	MAR	APR	MAY	JUN	JUL	AUG	SEP	OCT	NOV	DEC	Total
Category 1	0	0	0	0	0	0	0	257	145	57	0	0	459
Category 2	0	0	0	0	0	0	27	101	70	0	0	0	198
Category 3	0	0	0	0	0	0	19	0	0	0	0	0	19
<b>Total</b>	<b>0</b>	<b>0</b>	<b>0</b>	<b>0</b>	<b>0</b>	<b>0</b>	<b>46</b>	<b>358</b>	<b>215</b>	<b>57</b>	<b>0</b>	<b>0</b>	<b>676</b>



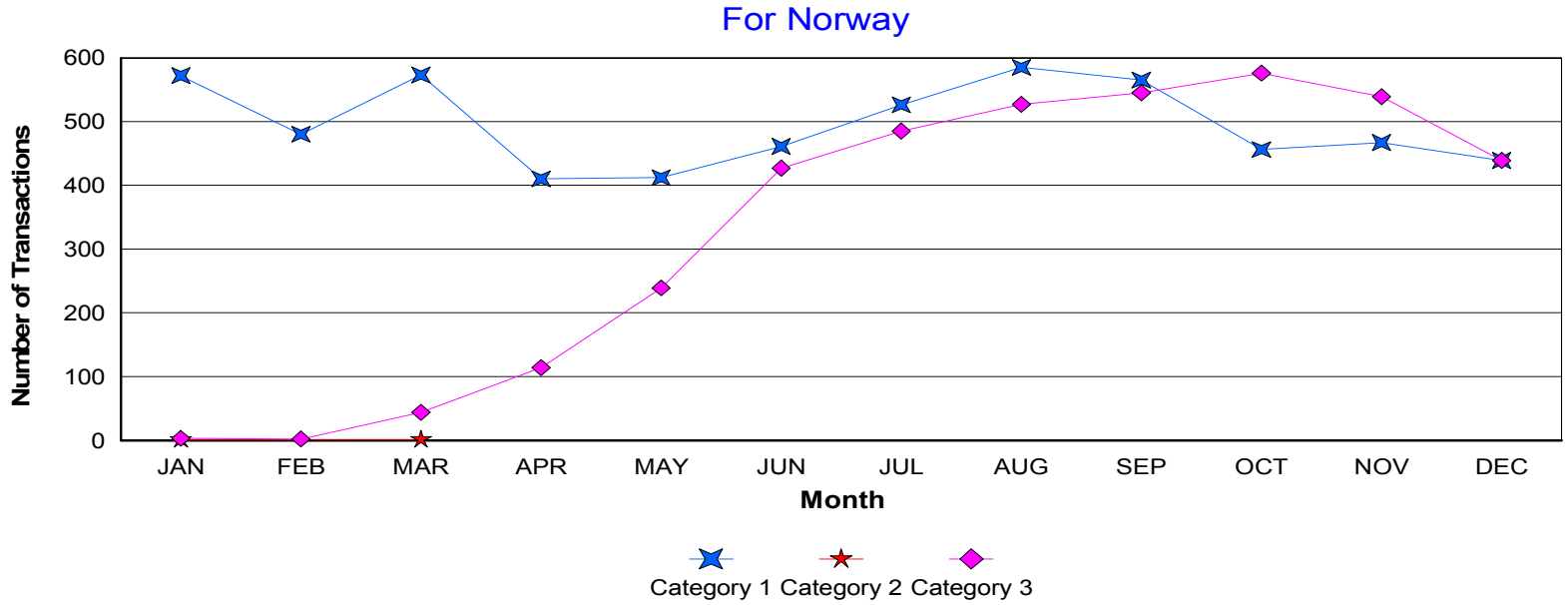
**Number of Successful Transactions for The Netherlands - 2004**

	JAN	FEB	MAR	APR	MAY	JUN	JUL	AUG	SEP	OCT	NOV	DEC	Total
<b>Category 1</b>	569	468	444	317	344	377	352	385	459	477	469	394	<b>5.055</b>
<b>Category 2</b>	0	0	1	1	1	1	1	0	0	0	0	3	<b>8</b>
<b>Category 3</b>	100	100	297	156	133	167	135	112	120	152	155	178	<b>1.805</b>
<b>Total</b>	<b>669</b>	<b>568</b>	<b>742</b>	<b>474</b>	<b>478</b>	<b>545</b>	<b>488</b>	<b>497</b>	<b>579</b>	<b>629</b>	<b>624</b>	<b>575</b>	<b>6.868</b>



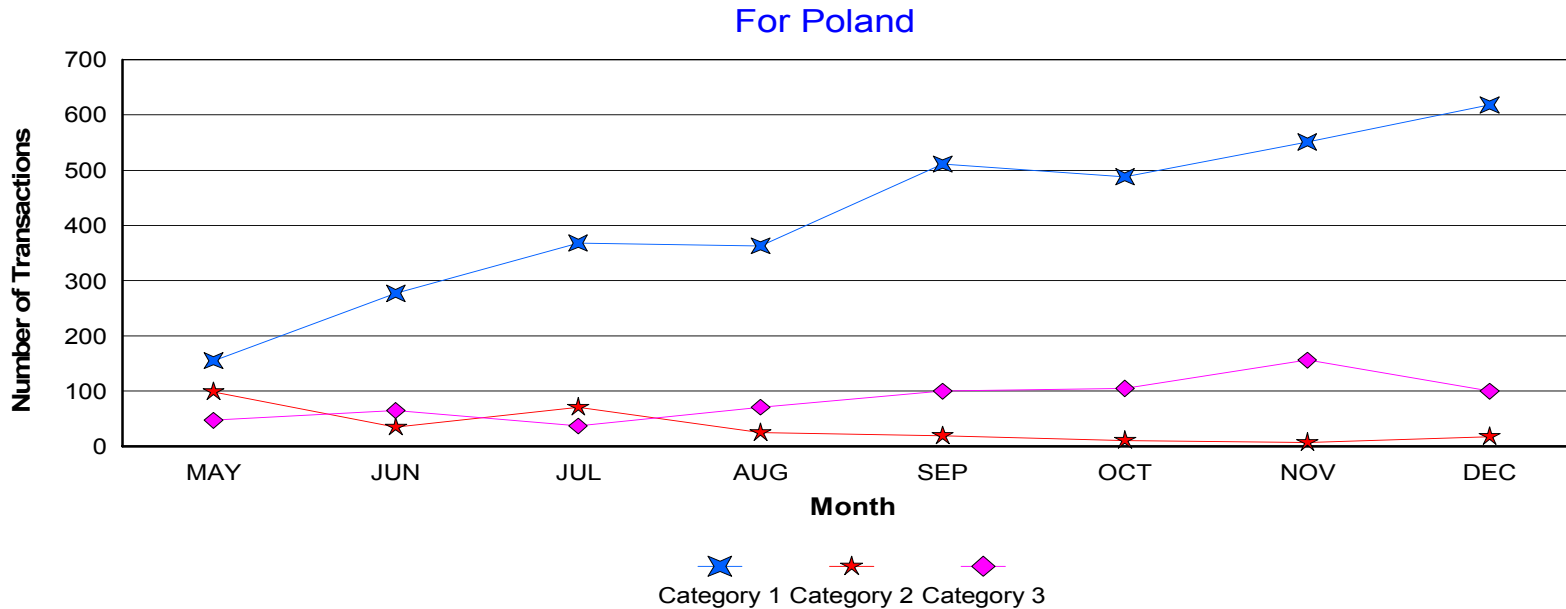
**Number of Successful Transactions for Norway - 2004**

	JAN	FEB	MAR	APR	MAY	JUN	JUL	AUG	SEP	OCT	NOV	DEC	Total
<b>Category 1</b>	572	480	573	410	412	461	526	585	565	456	467	439	<b>5,946</b>
<b>Category 2</b>	1	0	1	0	0	0	0	0	0	0	0	0	<b>2</b>
<b>Category 3</b>	3	2	44	114	239	427	485	527	545	576	539	439	<b>3,940</b>
<b>Total</b>	<b>576</b>	<b>482</b>	<b>618</b>	<b>524</b>	<b>651</b>	<b>888</b>	<b>1,011</b>	<b>1,112</b>	<b>1,110</b>	<b>1,032</b>	<b>1,006</b>	<b>878</b>	<b>9,888</b>



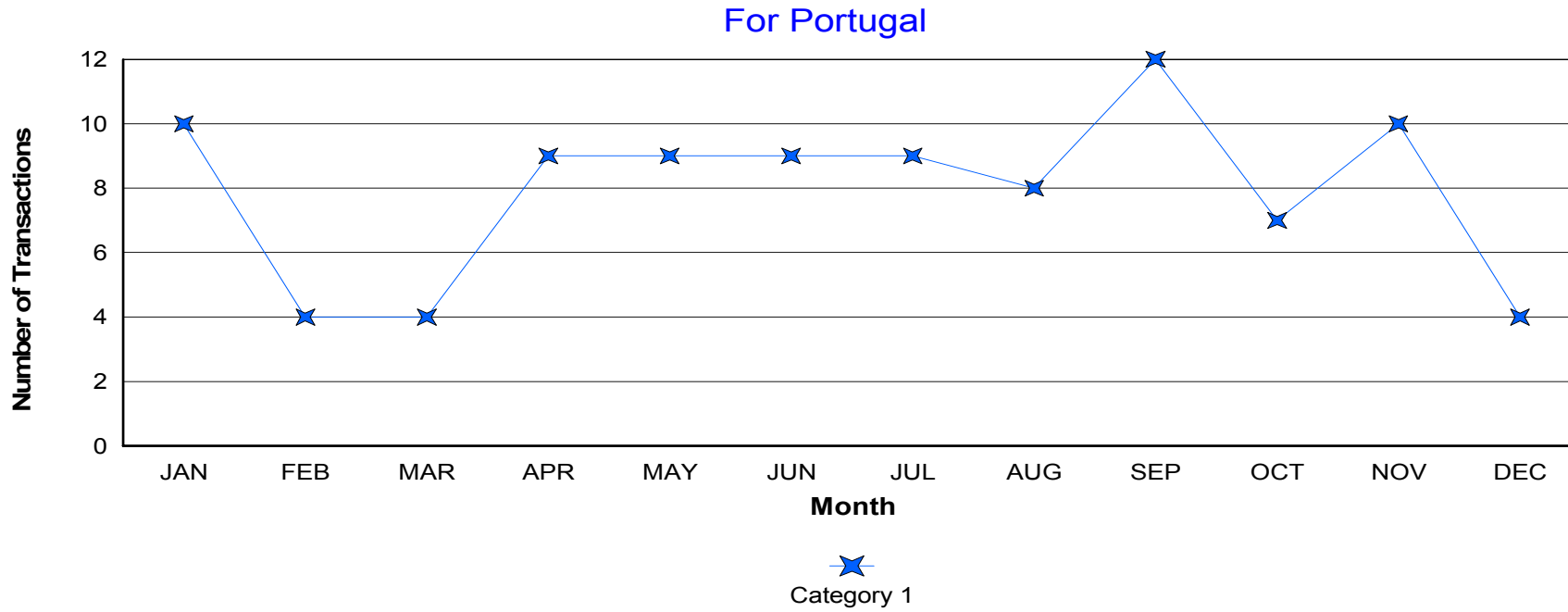
### Number of Successful Transactions for Poland - 2004

	JAN	FEB	MAR	APR	MAY	JUN	JUL	AUG	SEP	OCT	NOV	DEC	Total
Category 1	0	0	0	0	155	277	368	363	511	488	551	618	3.331
Category 2	0	0	0	0	99	35	71	25	19	11	7	18	285
Category 3	0	0	0	0	47	65	37	71	100	105	156	100	681
<b>Total</b>	<b>0</b>	<b>0</b>	<b>0</b>	<b>0</b>	<b>301</b>	<b>377</b>	<b>476</b>	<b>459</b>	<b>630</b>	<b>604</b>	<b>714</b>	<b>736</b>	<b>4.297</b>



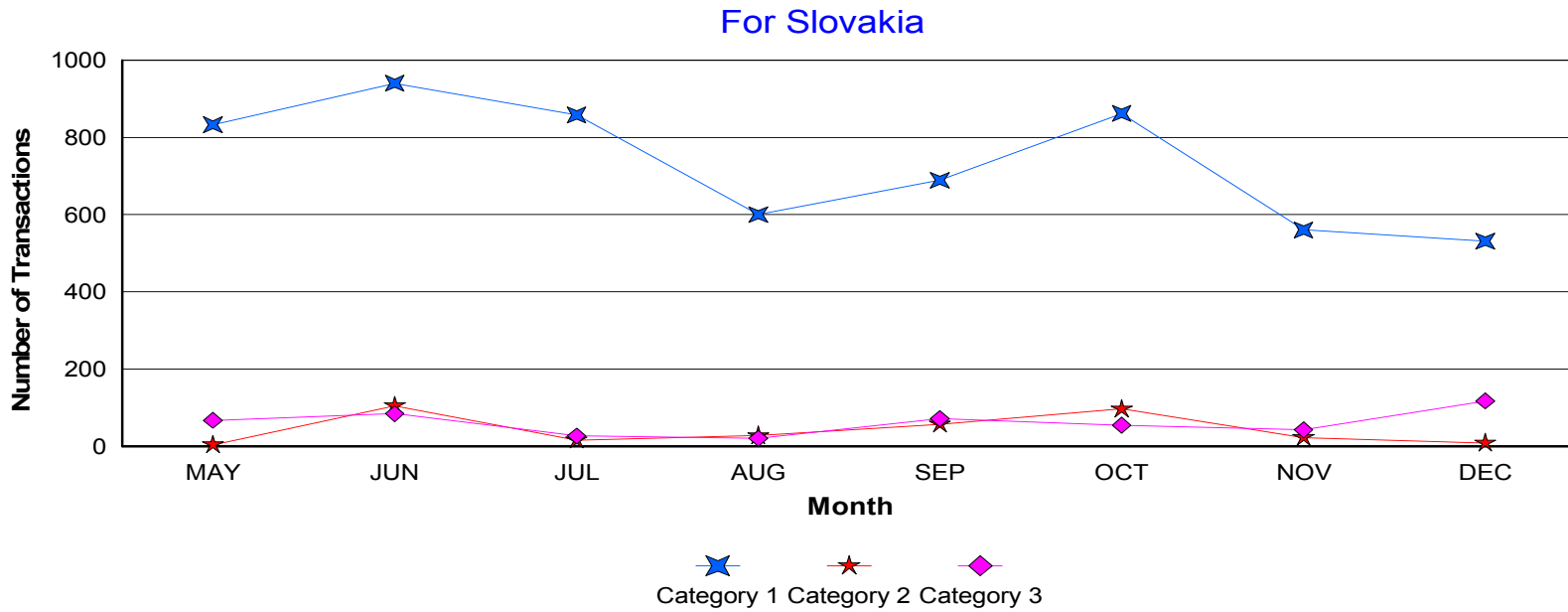
### Number of Successful Transactions for Portugal - 2004

	JAN	FEB	MAR	APR	MAY	JUN	JUL	AUG	SEP	OCT	NOV	DEC	Total
Category 1	10	4	4	9	9	9	9	8	12	7	10	4	95
Total	10	4	4	9	9	9	9	8	12	7	10	4	95



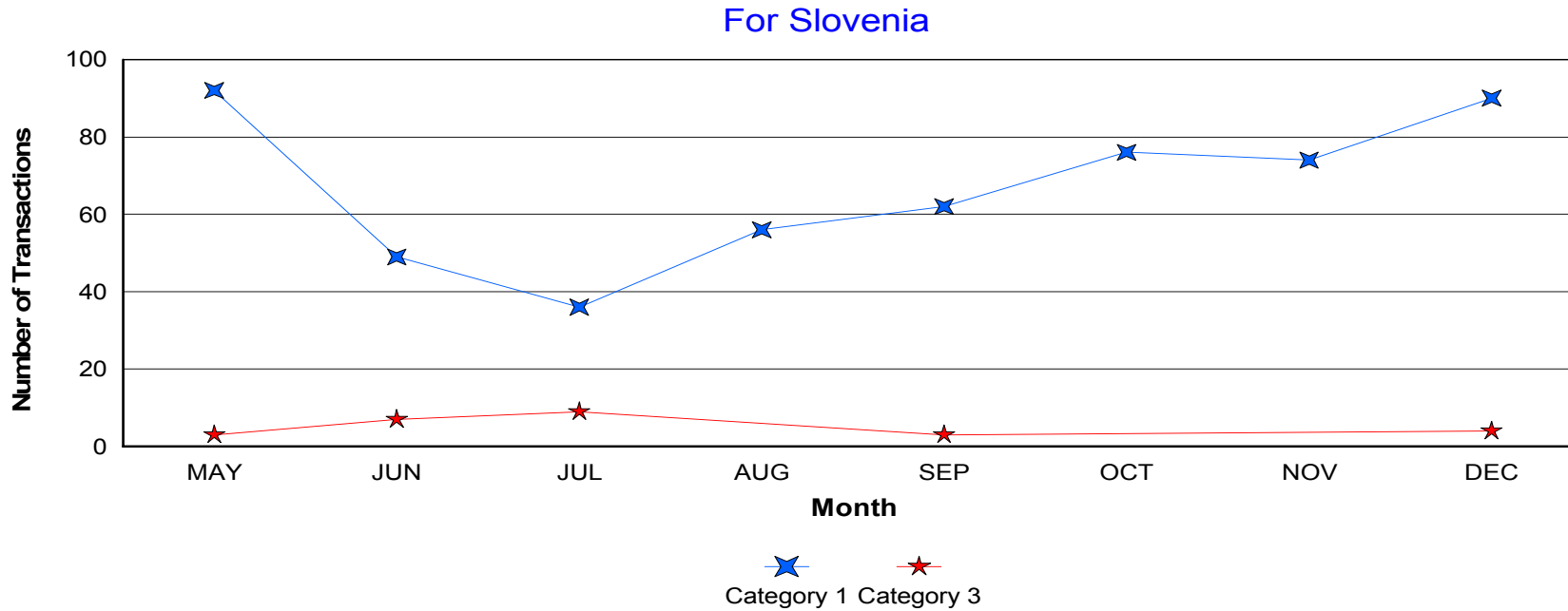
### Number of Successful Transactions for Slovakia - 2004

	JAN	FEB	MAR	APR	MAY	JUN	JUL	AUG	SEP	OCT	NOV	DEC	Total
<b>Category 1</b>	0	0	0	0	833	940	858	600	689	862	560	531	<b>5.873</b>
<b>Category 2</b>	0	0	0	0	3	104	15	27	57	96	22	8	<b>332</b>
<b>Category 3</b>	0	0	0	0	67	84	26	20	71	54	42	117	<b>481</b>
<b>Total</b>	<b>0</b>	<b>0</b>	<b>0</b>	<b>0</b>	<b>903</b>	<b>1.128</b>	<b>899</b>	<b>647</b>	<b>817</b>	<b>1.012</b>	<b>624</b>	<b>656</b>	<b>6.686</b>



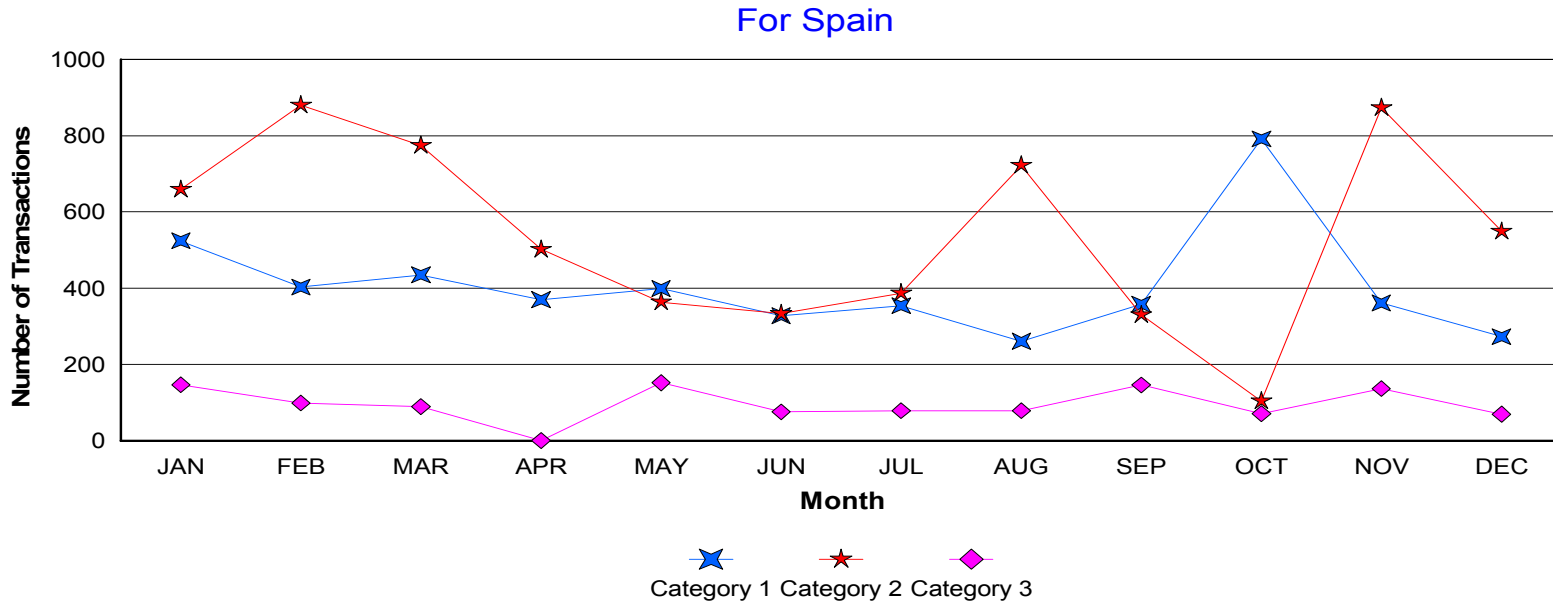
**Number of Successful Transactions for Slovenia - 2004**

	JAN	FEB	MAR	APR	MAY	JUN	JUL	AUG	SEP	OCT	NOV	DEC	Total
<b>Category 1</b>	0	0	0	0	92	49	36	56	62	76	74	90	<b>535</b>
<b>Category 3</b>	0	0	0	0	3	7	9	0	3	0	0	4	<b>26</b>
<b>Total</b>	<b>0</b>	<b>0</b>	<b>0</b>	<b>0</b>	<b>95</b>	<b>56</b>	<b>45</b>	<b>56</b>	<b>65</b>	<b>76</b>	<b>74</b>	<b>94</b>	<b>561</b>



### Number of Successful Transactions for Spain - 2004

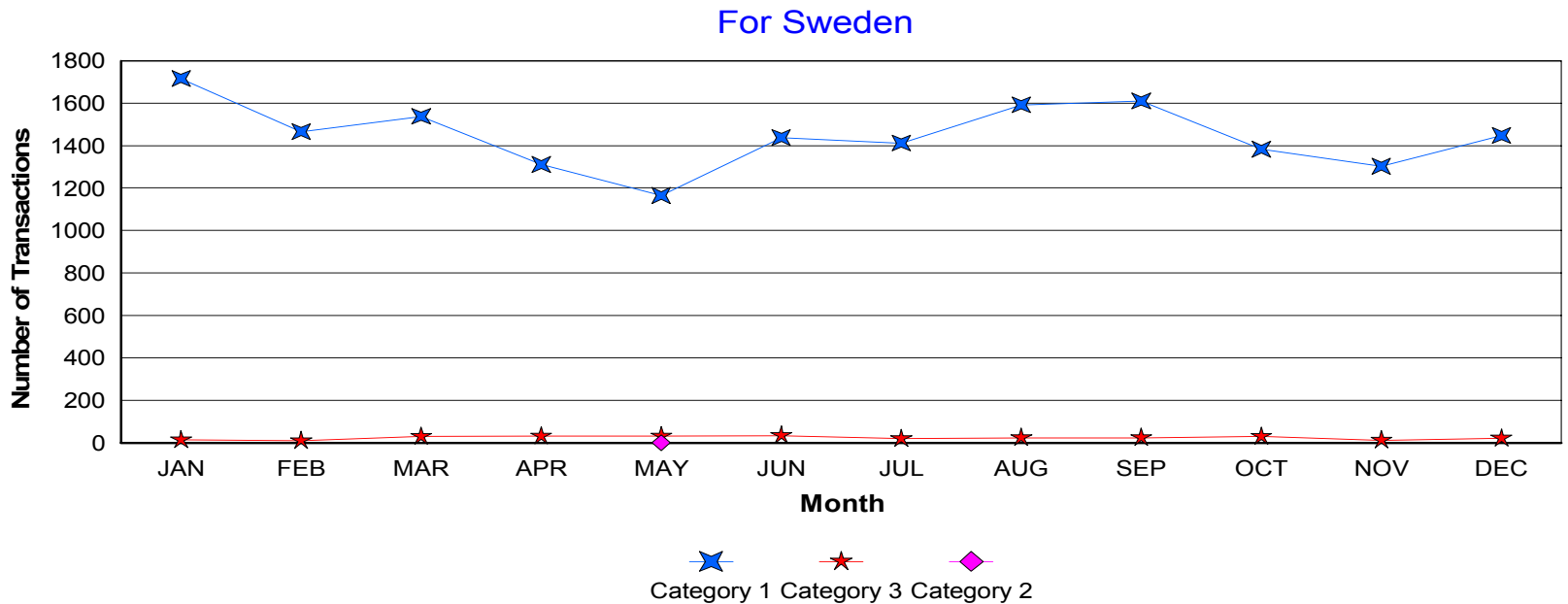
	JAN	FEB	MAR	APR	MAY	JUN	JUL	AUG	SEP	OCT	NOV	DEC	Total
<b>Category 1</b>	524	403	435	370	399	328	354	261	358	791	361	273	<b>4.857</b>
<b>Category 2</b>	659	880	774	502	364	333	387	722	330	104	873	549	<b>6.477</b>
<b>Category 3</b>	147	99	90	1	152	76	79	79	146	71	137	70	<b>1.147</b>
<b>Total</b>	<b>1.330</b>	<b>1.382</b>	<b>1.299</b>	<b>873</b>	<b>915</b>	<b>737</b>	<b>820</b>	<b>1.062</b>	<b>834</b>	<b>966</b>	<b>1.371</b>	<b>892</b>	<b>12.481</b>





### Number of Successful Transactions for Sweden - 2004

	JAN	FEB	MAR	APR	MAY	JUN	JUL	AUG	SEP	OCT	NOV	DEC	Total
<b>Category 1</b>	1.716	1.466	1.538	1.311	1.165	1.438	1.412	1.592	1.610	1.383	1.303	1.448	<b>17.382</b>
<b>Category 2</b>	0	0	0	0	1	0	0	0	0	0	0	0	<b>1</b>
<b>Category 3</b>	13	10	29	31	32	34	19	24	24	29	12	21	<b>278</b>
<b>Total</b>	<b>1.729</b>	<b>1.476</b>	<b>1.567</b>	<b>1.342</b>	<b>1.198</b>	<b>1.472</b>	<b>1.431</b>	<b>1.616</b>	<b>1.634</b>	<b>1.412</b>	<b>1.315</b>	<b>1.469</b>	<b>17.661</b>



### Number of Successful Transactions for UK - 2004

	JAN	FEB	MAR	APR	MAY	JUN	JUL	AUG	SEP	OCT	NOV	DEC	Total
<b>Category 1</b>	3.458	3.269	3.190	2.845	2.626	2.880	2.891	2.582	3.202	2.998	2.900	2.873	<b>35.714</b>
<b>Category 2</b>	112	116	91	116	40	76	56	89	64	31	56	65	<b>912</b>
<b>Category 3</b>	571	514	504	585	512	466	575	417	467	457	533	485	<b>6.086</b>
<b>Total</b>	<b>4.141</b>	<b>3.899</b>	<b>3.785</b>	<b>3.546</b>	<b>3.178</b>	<b>3.422</b>	<b>3.522</b>	<b>3.088</b>	<b>3.733</b>	<b>3.486</b>	<b>3.489</b>	<b>3.423</b>	<b>42.712</b>

