



Political groups in the European Parliament since 1979

Key facts and figures

STUDY

EPRS | European Parliamentary Research Service

Author: Christian Salm
Historical Archives Unit
PE 637.958 – June 2019

EN

Political groups in the European Parliament since 1979: Key facts and figures

AUTHOR

Christian Salm, Historical Archives Unit, EPRS

To contact the author, please email: eprs@ep.europa.eu

ABOUT THE PUBLISHER

This paper has been drawn up by the Historical Archives Unit of the Directorate for the Library, within the Directorate-General for Parliamentary Research Services (EPRS) of the Secretariat of the European Parliament.

LINGUISTIC VERSIONS

Original: EN

Manuscript completed in June 2019.

DISCLAIMER AND COPYRIGHT

This document is prepared for, and addressed to, the Members and staff of the European Parliament as background material to assist them in their parliamentary work. The content of the document is the sole responsibility of its author(s) and any opinions expressed herein should not be taken to represent an official position of the Parliament.

Reproduction and translation for non-commercial purposes are authorised, provided the source is acknowledged and the European Parliament is given prior notice and sent a copy.

Brussels © European Union, 2019.

PE 637.958

ISBN: 978-92-846-4858-0

DOI:10.2861/23770

CAT: QA-01-19-517-EN-N

eprs@ep.europa.eu

<http://www.eprs.ep.parl.union.eu> (intranet)

<http://www.europarl.europa.eu/thinktank> (internet)

<http://epthinktank.eu> (blog)

Table of contents

1	Introduction	3
2	The figures	6
2.1	Number of political groups, 1979 to 2019	8
2.2	Members by political group, 1979 to 2014	9
2.3	Political group membership by nationality, 1979 to 2014	12
2.4	Committee chairs by political group, 1979 to 2019	17
2.5	Committee vice-chairs by political group, 1989-2019	25
2.6	Budgets of the political groups, 1979 to 2019	31
2.6.1	Overall European Parliament expenditure on political groups, 1979 to 2019	31
2.6.2	Budgets of the individual political groups, 2001 to 2017, in euros	32
2.7	Staff posts of the political groups, 1979 to 2019	41
2.7.1	Overall temporary staff posts of the political groups, 1979 to 2019	41
2.7.2	Temporary staff posts of the individual political groups, 1997 to 2017	42
2.8	Grants from the European Parliament to European political parties (2004-2017) and European political foundations (2008 to 2017)	46
2.8.1	Final funding of European political parties, 2004 to 2017	46
2.8.2	Final grants for European political foundations, 2008 to 2017	53
3	Selective bibliography on the political groups	58
4	List of political group abbreviations	59

1 Introduction

Taking a variety of shapes and forms, European transnational party cooperation is a unique international phenomenon. This is true of transnational party cooperation both outside and within the European Parliament. Moreover, transnational party cooperation in the Parliament and elsewhere is key to explaining the success of European integration and the various existing transnational party families at European level are crucial in shaping European politics.

Back in 1958, Ernst B. Haas, the first academic to study transnational party cooperation in European integration, wrote that their ability to build overlapping transnational organisations at European level made political parties essential drivers of political integration. Nevertheless, the history of European transnational party cooperation has yet to be analysed systematically, let alone comprehensively. A few historical studies reconstruct the development of the predecessors of today's political parties at European level, but in-depth historical studies on the political groups in the European Parliament are virtually non-existent. The very few exceptions include the analyses by Hinnerk Meyer on the Christian Democratic Group as a forum for different forms of transnational cooperation in the years 1965 to 1979, and by Christian Salm on the role of the Socialist Group in establishing European Development Policy in the years 1968 to 1975. The recent EPRS study by Desmond Dinan, a 'Historiography of the European Parliament: Changing perceptions of the institution from the 1950s to today', provides an overview of the political and historical scientific literature on the Parliament, including on the political groups.

In contrast to the very limited historical research, from the mid-1990s onwards, political science research into European political groups intensified markedly, after the European Parliament's competences were broadened with the 1987 Single European Act and with the introduction of the co-decision procedure under the 1992 Maastricht Treaty. In fact, in political science research, Parliament's political groups are now qualitatively and quantitatively the best-researched organisational units of transnational party cooperation in the EU compared to political parties at the European level. Nevertheless, political science research has focused primarily on the political groups' internal cohesion and voting behaviour. As a result, the existing political and, in particular, historical studies on Parliament's political groups are limited in terms of their research scope and empirical focus.

This study aims to help to fill the gap in the research, by compiling figures on the development of the European Parliament's political groups from the Parliament's first direct election in 1979 up to the present day. The main focus is on the political groups' membership by nationality, budgets, staff, and their representation in the European Parliament as a whole and in parliamentary committees over time. For the first time, figures on these elements of the political groups' development over a period of four decades are gathered in one study.

Looking back in history, the ideological division within the predecessor of today's Parliament, the Common Assembly of the European Coal and Steel Community (ECSC), was formally recognised for the very first time in January 1953. In the plenary session of that month, a debate took place on the Assembly's Rules of Procedure and on whether the appointment of members to committees should attempt to be representative of both the Member States and the various political traditions. When the first plenary session took place on 19 September 1952, the members of the new assembly sat in alphabetical order.

Following up on the debate in January 1953, the Assembly's Rules Committee decided to draft a report on the implications of political group formation. On 16 June 1953, the Assembly passed a

resolution unanimously, adopting the final version of this report. According to the resolution, all that was required to form a political group was a declaration of formation, including the name of the group, its executive and the signature of its members. The only restrictions were: first, that groups be politically, not nationally, based; second, that they have at least nine members; and third, that no individual could belong to more than one group. These independently generated rules of procedure allowed for the institutionalisation of political groups, even though this was not provided for in the ECSC Treaty. Three political groups were therefore officially authorised in 1953: the Christian Democratic Group, the Socialist Group, and the Liberal Group. A detailed overview of all the political groups represented in the European Parliament between 1953 and 2009 is provided in *'Building Parliament: 50 years of European Parliament History, 1958-2009'*, a book published by the Office for Official Publications of the European Communities in 2009.

By forming political groups, the ECSC Assembly was operating counter to all other international assemblies of the time, such as, for example, the Consultative Assembly of the Council of Europe. Political scientists Simon Hix, Amie Kreppel and Abdual Noury have two, potentially complementary, explanations as to why the Assembly took this decision. They mention first that the newly developed European institutions in the early 1950s were shaped by the existing domestic political practices of the six founding Member States. The Assembly's members were appointed by their national assemblies and thus were established parliamentary politicians. When faced with organising themselves in a new European-level assembly they naturally decided to create ideologically based political groups.

The second explanation from Hix, Kreppel and Nour is grounded in the assumption that national political parties sharing an ideology and similar persuasions had a greater incentive to organise transnationally in the new ECSC Assembly because, unlike the other international institutions of the time, it had significant powers. Because of these powers, the new assembly at European level formed an important mid-point between a national parliament and the classical type of international assemblies with much less power. In that respect, in 1956 the Assembly's members argued that more and better internal organisation in form of the creation of political groups was required in order to function efficiently and successfully.

In a similar way to the second explanation, historian Sandro Guerrieri has argued that organisational issues drove the Assembly's members when deciding to create political groups. Based on historical sources, Guerrieri has shown that a majority of the common assembly's members advocated the creation and funding of political groups, as political groups and their effective organisation were supposed to facilitate the assembly's tasks of monitoring the Community executive in its work.

With their official authorisation in 1953, the first three political groups (the Christian Democratic Group, the Socialist Group, and the Liberal Group) began to develop organisational structures. In the beginning, the groups' structures were rather small, consisting essentially of a bureau with a chair, a vice-chair, a treasurer, a secretary-general and a handful of administrative staff. Over the years, the political group bureaus extended their administrative structures, internally resembling the structures of political groups in national parliaments. Nevertheless, the groups' structures remained quite small until the 1970s.

Fostering transnational cooperation at European level became a more serious prospect for Parliament's political groups during the 1970s. The decision taken at the European Community (EC) summit in The Hague in December 1969 in favour of direct European Parliament elections provided a new impetus to extend and strengthen their organisational structures. In an influential article published in 1978, the British political scientist David Marquand anticipated a much greater role for political parties and Parliament political groups in view of the increased politicisation of EC politics

in the wake of the first direct elections to the European Parliament scheduled for June 1979. It is precisely this year that this study takes as the starting point for compiling figures on the development of the political groups up to the present day.

2 The figures

Data included in this report consist of figures on the number of political groups represented in the European Parliament from 1979 to 2014, figures of members by political group from 1979 to 2014, figures on political group membership by nationality from 1979 to 2014, figures on committee chairs (1979 to 2019) and committee vice-chairs (1989 to 2019) by political group, and figures on the political groups' budget allocations and staff posts from 1979 to 2019. In addition, the report presents figures on the grants disbursed from the Parliament to political parties (2004 to 2017) and political foundations (2008 to 2017) active at the European level.

In principle, historical sources on transnational political party cooperation at the European level are highly fragmented and scattered across a variety of archives in Europe. There is no single or uniform body of sources. Therefore, transnational cooperation between the European Parliament's political groups has to be reconstructed based on a multi-archival research approach. The figures compiled in this study are derived mainly from Parliament's Historical Archives, Parliament's Directorate-General for Finance (DG FINS) and Directorate-General for Personnel (DG PERS), as well as from secondary literature. Losses and lack of records, however, means that the data are far from complete.

The first table in section 2.1 contains information on the number of political groups at the beginning and end of parliamentary terms. Starting with three political groups in 1953, the largest number of political groups ever to be simultaneously represented in the European Parliament was at the beginning of the 1989 to 1994 parliamentary term. The ten political groups concerned were the Group of the European People's Party (EPP), the European Democratic Group (ED), the Socialist Group (S, renamed as the Group of the Party of European Socialists (PES) in 1993), the Group for the European United Left/Confederal Group of the European United Left (GUE), the Left Unity group (CG), the Liberal and Democratic Reformist Group (LDR), the Green Group (V), the Rainbow Group consisting of the Federation of the Green-Alternative European Links, Agelev-Ecolo, the Danish People's Movement against Membership of the European Community and the European Free Alliance in the European Parliament (ARC), the Group of the European Democratic Alliance (RDE), and the Group of the European Right/Technical Coordination of the Right (DR). In the course of the 1989 to 1994 parliamentary term, the ED group joined with the EPP group (on 1 May 1992), and the GUE group was dissolved (on 11 January 1993) following the defection of 20 Italian members to the PES group. At the end of the 1989 to 1994 parliamentary term, eight political groups were therefore represented in the European Parliament.

The overview in section 2.2 shows the political groups and numbers of group members for the eight parliamentary terms since 1979. The figures demonstrate the groups' strength at the constituent plenary meeting at the beginning of each parliamentary term. With the creation of the ECSC in 1952, 78 members had entered the ECSC Common Assembly. After the first direct election in 1979, the European Parliament consisted of 410 members in total. At that time, the Socialist Group formed the biggest group with 112 members, closely followed by the then Group of the European People's Party (EPP) with 108 members. In 1999, the EPP-ED (Group of the European People's Party and European Democrats) group replaced the PES as the biggest political group in the Parliament. Since then, the EPP-ED, commonly known as the EPP group, has formed the largest political group, as the tables illustrate. Moreover, given the Union's enlargements, the figures show that there has been a constant increase in the number of MEPs for all political groups represented in the Parliament over longer time periods. It demonstrates, for example, that today's two biggest political groups – the EPP and S&D – and their forerunners grew constantly in the years 1979 to 2004, in terms of MEPs.

The tables in section 2.3 provide figures on the membership of political groups by nationality. As with the figures on the groups' strength in section 2.2, the figures for the period 1979 to 2014 demonstrate the strength of national delegations per political group at the constituent plenary meeting at the beginning of each parliamentary term. They show that the European Parliament's political groups are heterogeneous entities. The various national delegations within the political groups make the Parliament a far more complex political institution than national parliaments. The biggest groups have the highest number of different nationalities of members. In most political groups, German members form the biggest national delegation.

In sections 2.4 and 2.5, the tables present figures for committee chairs and committee vice-chairs by political group. The data reflect the fact that the numerical distribution of committee chairs is decided on the basis of the proportional strength of the political groups.

The overviews in section 2.6 present figures on European Parliament expenditure for political groups in the years 1979 to 2019, and the individual political group budgets provided by the Parliament in the years 2001 to 2017. Taking a long-term view, the figures show that the budgets have increased from year to year. Given the formula for deciding financial means for the political groups (and non-attached members), and taking the number of members and number of languages represented into account, the figures demonstrate, for example, that in the years between 2001 and 2017 only the two biggest groups – EPP and S&D – received sums above €10 million. In the period between 2001 and 2017, the EPP group received the highest budget, in 2008, of €21.7 million.

The data in section 2.7 include figures on political groups' staffing numbers in the years 1979 to 2019. The first table in the section shows data for the number of temporary posts of all political groups combined in the years 1979 to 2019. The following bar charts demonstrate figures on the individual numbers of political groups' temporary posts in the years 1997 to 2017. As Richard Corbett, Francis Jacobs and Darren Neville have pointed out in their handbook to the European Parliament, the number of staff employed by the political groups has grown constantly. They also mention that there is a great difference in political group staff numbers between the smaller and the bigger groups. This is clearly reflected in the figures. The figures in the table and the bar charts differ slightly in the total number of posts, as the table is based on figures in the Parliament's annual budget estimates, while the bar chart figures are generated from the Parliament's human resources system, which includes changes and discounts vacant temporary posts.

In the final section, 2.8, the tables provide figures on final funding and grants provided by the European Parliament to political parties and political foundations at the European level. Political parties at the European level are funded by the Parliament since 2004, following the first regulation on European political parties' governance and funding. Political foundations are funded by the Parliament since 2008. In the period 2004 to 2017, political parties at the European level received an operating grant from the Parliament. Likewise, political foundations at the European level also receive an operating grant from the Parliament.

2.1 Number of political groups, 1979 to 2019

Number of political groups at the beginning and end of parliamentary terms

	1979-1984	1984-1989	1989-1994	1994-1999	1999-2004	2004-2009	2009-2014	2014-2019
Beginning of term	7	8	10	9	8	7	7	7
End of term	7	8	8	8	7	7	7	8

Sources: [European Parliament](#), [Building Parliament: 50 years of European Parliament History](#)

2.2 Members by political group, 1979 to 2014

First parliamentary term – Opening session, July 1979

Abbreviation	Political group	Number of members
S	Socialist Group	112
EPP	Group of the European People's Party (Christian-Democratic Group)	108
ED	European Democratic Group	63
COM	Communist and Allies Group	44
L	Liberal and Democratic Group	40
DEP	Group of European Progressive Democrats	22
CDI	Group for the Technical Coordination and Defence of Independent Groups and Members	11
NI	Non-attached Members	10

Second parliamentary term – Opening session, July 1984

Abbreviation	Political group	Number of members
S	Socialist Group	130
EPP	Group of the European People's Party (Christian-Democratic Group)	110
ED	European Democratic Group	50
COM	Communist and Allies Group	41
LDR	Liberal and Democratic Reformist Group	31
RDE	Group of the European Democratic Alliance	29
ARC	Rainbow Group: Federation of the Green-Alternative European Links, Agelev-Ecolo, the Danish People's Movement against Membership of the European Community and the European Free Alliance in the European Parliament	20
DR	Group of the European Right	16
NI	Non-attached Members	7

Third parliamentary term – Opening session, July 1989

Abbreviation	Political group	Number of members
S/PES	Socialist Group	180
EPP	Group of the European People's Party (Christian-Democratic Group)	121
LDR	Liberal and Democratic Reformist Group	49
ED	European Democratic Group	34
V	The Green Group in the European Parliament	30
GUE	Group for the European United Left	28
RDE	Group of the European Democratic Alliance	20
DR	Group of the European Right	17
CG	Left United	14
ARC	Rainbow Group: Federation of the Green-Alternative European Links, Agelev-Ecolo, the Danish People's Movement against Membership of the European Community and the European Free Alliance in the European Parliament	13
NI	Non-attached Members	12

Fourth parliamentary term – Opening session, July 1994

Abbreviation	Political group	Number of members
PES	Group of the Party of European Socialists	198
EPP	Group of the European People's Party (Christian-Democratic Group)	156
ELDR	Group of the European Liberal, Democrat and Reform Party	44
GUE	Confederal Group of the European United Left	28
FE	Forza Europa Group	27
RDE	Group of the European Democratic Alliance	26
V	The Green Group in the European Parliament	23
ARE	Group of the European Radical Alliance	19
EDN	Europe of Nations Group (Coordination Group)	19
NI	Non-attached Members	27

Fifth parliamentary term – Opening session, July 1999

Abbreviation	Political group	Number of members
EPP-ED	Group of the European People's Party (Christian Democrats) and European Democrats	233
PES	Group of the Party of European Socialists	180
ELDR	Group of the European Liberal, Democrat and Reform Party	50
Verts/ALE	Group of the Greens/European Free Alliance	48
GUE/NGL	Confederal Group of the European United Left/Nordic Green Left	42
UEN	Union for Europe of the Nations Group	30
TDI	Technical Group of Independent Members – mixed group	18
EDD	Group for a Europe of Democracies and Diversities	16
NI	Non-attached Members	9

Sixth parliamentary term – Opening session, July 2004

Abbreviation	Political group	Number of members
EPP-ED	Group of the European People's Party (Christian Democrats) and European Democrats	288
PES	Socialist Group in the European Parliament	217
ALDE	Group of the Alliance of Liberals and Democrats for Europe	100
UEN	Union for Europe of the Nations Group	42
Greens/EFA	Group of the Greens/European Free Alliance	43
GUE/NGL	Confederal Group of the European United Left – Nordic Green Left	41
IND/DEM	Independence/Democracy Group	22
NI	Non-attached Members	31

Seventh parliamentary term – Opening session, July 2009

Abbreviation	Political group	Number of members
EPP	Group of the European People's Party (Christian Democrats)	265
S&D	Group of the Progressive Alliance of Socialists and Democrats in the EP	184
ALDE	Group of the Alliance of Liberals and Democrats for Europe	84
Greens/EFA	Group of the Greens/European Free Alliance	55
ECR	European Conservatives and Reformists Group	55
GUE/NGL	Confederal Group of the European United Left – Nordic Green Left	35
EFDD	Europe of freedom and democracy Group	32
NI	Non-attached Members	26

Eighth parliamentary term – Opening session, July 2014

Abbreviation	Political group	Number of members
EPP	Group of the European People's Party (Christian Democrats)	221
S&D	Group of the Progressive Alliance of Socialists and Democrats in the EP	181
ECR	European Conservatives and Reformists Group	70
ALDE	Group of the Alliance of Liberals and Democrats for Europe	67
GUE/NGL	Confederal Group of the European United Left – Nordic Green Left	52
Greens/EFA	Group of the Greens/European Free Alliance	50
EFDD	Europe of freedom and democracy Group	48
NI	Non-attached Members	52

Sources: [European Parliament](#), [Building Parliament: 50 years of European Parliament History](#)

2.3 Political group membership by nationality, 1979 to 2014

First parliamentary term – Opening session, July 1979

Countries	S	EPP	ED	COM	L	DEP	CDI	NI	Total:
Belgium	7	10	0	0	4	0	1	2	24
Denmark	4	0	2	1	3	1	4	1	16
Germany	35	42	0	0	4	0	0	0	81
France	21	9	0	19	17	15	0	0	81
Ireland	4	4	0	0	1	5	1	0	15
Italy	13	30	0	24	5	0	5	4	81
Luxembourg	1	3	0	0	2	0	0	0	6
Netherlands	9	10	0	0	4	0	0	2	25
United Kingdom	19	0	61	0	0	1	0	1	81

Second parliamentary term – Opening session, July 1984

Countries	S	EPP	ED	COM	LDR	RDE	ARC	DR	NI	Total
Belgium	7	6	0	0	5	0	4	0	2	24
Denmark	4	1	4	1	2	0	4	0	0	16
Germany	33	41	0	0	0	0	7	0	0	81
Greece	10	9	0	4	0	0	0	1	0	24
France	20	9	0	10	12	20	0	10	0	81
Ireland	0	6	0	0	1	8	0	0	0	15
Italy	12	27	0	26	5	0	3	5	3	81
Luxembourg	2	3	0	0	1	0	0	0	0	6
Netherlands	9	8	0	0	5	0	2	0	1	25
United Kingdom	33	0	46	0	0	1	0	0	1	81

Third parliamentary term – Opening session, July 1989

Countries	PES	EPP	LDR	V	GUE	RDE	DR	CG	ARC	NI	Total
Belgium	8	7	4	3	0	0	1	0	1	0	24
Denmark	4	2	3	0	1	0	0	0	4	0	16
Germany	21	32	4	8	0	0	6	0	0	0	81
Greece	9	10	0	0	1	1	0	3	0	0	24
Spain	27	16	6	1	4	0	0	0	2	4	60
France	22	6	13	8	0	13	10	7	1	1	81
Ireland	1	4	2	0	0	6	0	1	1	0	15
Italy	14	27	3	7	22	0	0	0	3	5	81
Luxembourg	2	5	1	0	0	0	0	0	0	0	6
Netherlands	8	10	4	2	0	0	0	0	0	1	25
Portugal	8	3	9	1	0	0	0	3	0	0	24
United Kingdom	46	1	0	0	0	0	0	0	1	1	81

Fourth parliamentary term – Opening session, July 1994

Countries	PES	EPP	ELDR	GUE	FE	RDE	V	ARE	EDN	NI	Total
Belgium	6	7	6	0	0	0	2	1	0	3	25
Denmark	3	3	5	0	0	0	1	0	4	0	16
Germany	40	47	0	0	0	0	12	0	0	0	99
Greece	10	9	0	4	0	2	0	0	0	0	25
Spain	22	30	2	9	0	0	0	1	0	0	64
France	15	13	1	7	0	14	0	13	13	11	87
Ireland	1	4	1	0	0	7	2	0	0	0	15
Italy	18	12	7	5	27	0	4	2	0	12	87
Luxembourg	2	2	1	0	0	0	1	0	0	0	6
Netherlands	8	10	10	0	0	0	1	0	2	0	31
Portugal	12	0	9	3	0	3	0	0	0	0	25
United Kingdom	63	19	2	0	0	0	0	2	0	1	87

Fifth parliamentary term – Opening session, July 1999

Countries	EPP-ED	PES	ELDR	Greens /ALE	GUE/NGL	UEN	TDI	EDD	NI	Total:
Belgium	6	5	5	7	0	0	2	0	0	25
Denmark	1	3	6	0	1	1	0	4	0	16
Germany	53	33	0	7	6	0	0	0	0	99
Greece	9	9	0	0	7	0	0	0	0	25
Spain	28	24	3	4	4	0	0	0	1	64
France	21	22	0	9	11	12	5	6	1	87
Ireland	5	1	1	2	0	6	0	0	0	15
Italy	34	17	7	2	6	9	11	0	1	87
Luxembourg	2	2	1	1	0	0	0	0	0	6
Netherlands	9	6	8	4	1	0	0	3	0	31
Austria	7	7	0	2	0	0	0	0	5	21
Portugal	9	12	0	0	2	2	0	0	0	25
Finland	5	3	5	2	1	0	0	0	0	16
Sweden	7	6	4	2	3	0	0	0	0	22
United Kingdom	37	30	10	6	0	0	0	3	1	87

Sixth parliamentary term – Opening session, July 2004

Countries	EPP-ED	PSE	ALDE	UEN	Greens /EFA	GUE/ NGL	IND/ DEM	NI	Total
Belgium	6	7	6	0	2	0	0	3	24
Bulgaria	5	5	5	0	0	0	0	3	18
Czech Republic	14	2	0	0	0	6	1	1	24
Denmark	1	5	4	1	1	1	1	0	14
Germany	49	23	7	0	13	7	0	0	99
Estonia	1	3	2	0	0	0	0	0	6
Ireland	5	1	1	4	0	1	1	0	13
Greece	11	8	0	0	0	4	1	0	24
Spain	24	24	2	0	3	1	0	0	54
France	18	31	10	0	6	3	3	7	78
Italy	24	17	12	13	2	7	0	3	78
Cyprus	3	0	1	0	0	2	0	0	6
Latvia	3	0	1	4	1	0	0	0	9
Lithuania	2	2	7	2	0	0	0	0	13
Luxembourg	3	1	1	0	1	0	0	0	6
Hungary	13	9	2	0	0	0	0	0	24
Malta	2	3	0	0	0	0	0	0	5
Netherlands	7	7	5	0	4	2	2	0	27
Austria	6	7	1	0	2	0	0	2	18
Poland	15	9	6	19	0	0	3	2	54
Portugal	9	12	0	0	0	3	0	0	24
Romania	18	10	6	0	1	1	0	0	35
Slovenia	4	1	2	0	0	0	0	0	7
Slovakia	8	3	0	0	0	0	0	3	14
Finland	4	3	5	0	1	1	0	0	14
Sweden	6	5	3	0	1	2	2	0	19
United Kingdom	27	19	11	0	5	1	8	7	78

Seventh parliamentary term – Opening session, July 2009

Countries	EPP	S&D	ALDE	Greens /EFA	ECR	GUE/ NGL	EFD	NI	Total
Belgium	5	4	5	4	1	0	0	2	22
Bulgaria	6	4	5	0	0	0	0	2	17
Czech Republic	2	7	0	0	9	4	0	0	22
Denmark	1	4	3	2	0	1	2	0	13
Germany	42	23	12	14	0	8	0	0	99
Estonia	1	1	3	1	0	0	0	0	6
Ireland	4	3	4	0	0	1	0	0	12
Greece	8	8	0	1	0	3	2	0	22
Spain	23	21	2	2	0	1	0	1	50
France	29	14	6	14	0	5	1	3	72
Italy	35	21	7	0	0	0	9	0	72
Cyprus	2	2	0	0	0	2	0	0	6
Latvia	3	1	1	1	1	1	0	0	8
Lithuania	4	3	2	0	1	0	2	0	12
Luxembourg	3	1	1	1	0	0	0	0	6
Hungary	14	4	0	0	1	0	0	3	22
Malta	2	3	0	0	0	0	0	0	5
Netherlands	5	0	6	3	1	2	1	4	25
Austria	6	4	0	2	0	0	0	5	17
Poland	28	7	0	0	15	0	0	0	50
Portugal	10	7	0	0	0	5	0	0	22
Romania	14	11	5	0	0	0	0	3	33
Slovenia	3	2	2	0	0	0	0	0	7
Slovakia	6	5	1	0	0	0	1	0	13
Finland	4	2	4	2	0	0	1	0	13
Sweden	5	5	4	3	0	1	0	0	18
United Kingdom	0	13	11	5	26	1	13	3	72

Eighth parliamentary term – Opening session, July 2014

Countries	EPP	S&D	ALDE	ECR	Greens /EFA	GUE/ NGL	EFDD	NI	Total
Belgium	4	4	6	4	2	0	0	1	21
Bulgaria	7	4	4	2	0	0	0	0	17
Czech Republic	7	4	4	2	0	3	1	0	21
Denmark	1	3	3	4	1	1	0	0	13
Germany	34	27	4	8	13	8	0	2	96
Estonia	1	1	3	0	1	0	0	0	6
Ireland	44	1	1	1	0	4	0	0	11
Greece	5	4	0	1	0	6	0	5	21
Spain	17	14	8	0	4	11	0	0	54
France	20	13	7	0	6	4	1	21	74
Italy	17	31	0	0	0	3	17	5	73
Cyprus	2	2	0	0	0	2	0	0	6
Latvia	4	1	0	1	1	0	1	0	8
Lithuania	2	2	3	1	1	0	2	0	11
Luxembourg	3	1	1	0	1	0	0	0	6
Hungary	12	4	0	0	2	0	0	3	21
Malta	3	3	0	0	0	0	0	0	6
Netherlands	5	3	7	2	2	3	0	4	26
Austria	5	5	1	0	3	0	0	4	18
Poland	23	5	0	19	0	0	0	4	51
Portugal	7	8	2	0	0	4	0	0	21
Romania	15	16	1	0	0	0	0	0	32
Slovenia	5	1	1	0	1	0	0	0	8
Slovakia	6	4	1	2	0	0	0	0	13
Finland	3	2	4	2	1	1	0	0	13
Sweden	4	6	3	0	4	1	2	0	20
United Kingdom	0	20	1	20	6	1	24	1	73

Sources: [European Parliament](#), *Building Parliament: 50 years of European Parliament History*

2.4 Committee chairs by political group, 1979 to 2019

Committees in the first parliamentary term

1979 – 1984: First half	COM	DEP	ED	EPP	L	S
Agriculture and Fisheries			1			
Budgets				1		1
Development and Cooperation					2	
Economic, Monetary and Social Affairs				1		1
Energy, Industry and Research				1		
External Relations			1			
Regional Policy	1					
Environment and Public Health						1
Institutional Affairs and Civil Rights		1				
Transport and Tourism						1
Education and Culture				1		
Political and Legal Affairs				2		1

1979 – 1984: Second half	COM	DEP	ED	EPP	L	S
Inquiry into the situation of women in Europe	1					
Agriculture and Fisheries			1			
Budgets				1		1
Development and Cooperation					1	
Economic, Monetary and Social Affairs				1		1
Energy, Industry and Research				1		
External Relations			1			
Institutional Affairs and Civil Rights						1
Regional Policy	1					
Environment and Public Health						1
Transport and Tourism						1
Education and Culture				1		
Political and Legal Affairs		2	1	1		

Committees in the second parliamentary term

1984 – 1989: First half	COM	ED	EPP	L	RDE	S
Agriculture and Fisheries			1			
Budgets			1			1
Development and Cooperation						1
Economic, Monetary and Social Affairs	1					1
Energy, Industry and Research				1		
External Relations		1				
Institutional Affairs and Civil Rights	1		1			
Legal Affairs						3
Regional Policy	1					
Environment and Public Health						1
Transport and Tourism			1			
Education and Culture					1	
Political and Legal Affairs			1			

1984 – 1989: Second half	COM	ED	EPP	LDR	RDE	S
Agriculture and Fisheries						1
Budgets			2			1
Development and Cooperation						1
Economic, Monetary and Social Affairs			1			2
Energy, Industry and Research				1		
External Relations			1			
Institutional Affairs and Civil Rights	1					2
Political and Legal Affairs	1	1				
Regional Policy	1					
Environment and Public Health						1
Transport and Tourism			1			
Education and Culture					1	
Political and Legal Affairs			1			

Committees in the third parliamentary term

1989 – 1994: First half	ED	EPP	GUE	LDR	S	V
Agriculture and Fisheries					1	
Budgets	1				1	
Development and Cooperation					1	
Economic, Monetary and Social Affairs		1			2	
Energy, Industry and Research					1	
External Relations				1		
Institutional Affairs and Civil Rights		1			1	1
Political and Legal Affairs		3				
Regional Policy						1
Environment and Public Health					1	
Transport and Tourism				1		
Education and Culture			1			

1989 – 1994: Second half	ED	EPP	GUE	LDR	RDE	S	V
Agriculture and Fisheries		1			1		
Budgets		2				1	
Institutional Affairs and Civil Rights	1	3		1		1	
Education and Culture						1	
Development and Cooperation						1	
Economic, Monetary and Social Affairs		1				2	
Energy, Industry and Research						1	
External Relations		1		1		1	
Political and Legal Affairs		3			1		
Regional Policy			1				
Environment and Public Health						1	
Transport and Tourism							1

Committees in the fourth parliamentary term

1994 – 1999: First half	ELDR	EPP	FE	GUE	PES	RDE	V
Agriculture and Fisheries		1				1	
Budgets		1			1		
Institutional Affairs and Civil Rights					4		1
Education and Culture				1			
Development and Cooperation					1		
Economic, Monetary and Social Affairs		2			2		
External Relations	1	1					
Political and Legal Affairs		1			1		1
Regional Policy					1		
Energy, Industry and Research			1		1		
Environment and Public Health					1		
Transport and Tourism		1					

1994 – 1999: Second half	ELDR	EPP	GUE/NGL	PES	UPE	V
Agriculture and Fisheries			2	1		
Budgets		1		1		
Institutional Affairs and Civil Rights				3		2
Education and Culture		1				
Development and Cooperation				1		
Economic, Monetary and Social Affairs		1		2		
External Relations	1	1	2			
Political and Legal Affairs	1	2				
Regional Policy		1				
Energy, Industry and Research					1	
Environment and Public Health				1		
Transport and Tourism					1	

Committees in the fifth parliamentary term

1999 – 2004: First half	ELDR	EPP-ED	GUE/NGL	PES	Greens/ALE
Agriculture and Fisheries		1			1
Budgets		1		1	
Institutional Affairs and Civil Rights	1			2	
Education and Culture		1			
Development and Cooperation			1		
Economic, Monetary and Social Affairs				2	
External Relations		2			
Energy, Industry and Research				1	
Political and Legal Affairs		2			
Regional Policy		1			
Environment and Public Health		1			

1999 – 2004: Second half	ELDR	EPP-ED	GUE/NGL	PES	Greens/ALE
Agriculture and Fisheries		2			
Budgets		1		1	
Institutional Affairs and Civil Rights		1		2	
Education and Culture				1	
Development and Cooperation			1		
Economic, Monetary and Social Affairs				1	1
External Relations		1			
Energy, Industry and Research				2	
Political and Legal Affairs		2			
Transport and Tourism	2	1			
Environment and Public Health		1			

Committees in the sixth parliamentary term

2004 – 2009: First half	ALDE	EPP-ED	GUE/NGL	PES	UEN	Greens/ALE
Agriculture and Fisheries	1	1				
Budgets		1		1		
Institutional Affairs and Civil Rights	2	1		2		
Education and Culture				1		
Development and Cooperation			1			
Economic, Monetary and Social Affairs				3		
External Relations		2		1		
Energy, Industry and Research		1				
Political and Legal Affairs		1			1	1
Regional Policy		1				
Environment and Public Health		1		1		
Transport and Tourism	1					

2004 – 2009: Second half	ALDE	EPP-ED	GUE/NGL	PES	UEN	Greens/ALE
Agriculture and Fisheries	1	1				
Budgets		1		1		
Institutional Affairs and Civil Rights	2	1		1		1
Education and Culture				1		
Development and Cooperation				1		
Economic, Monetary and Social Affairs				2		
External Relations		2	1			
Energy, Industry and Research		1				
Political and Legal Affairs		1			1	
Regional Policy		1				
Environment and Public Health		1		2		
Transport and Tourism	1					

Committees in the seventh parliamentary term

2009 – 2014: First half	ALDE	ECR	EPP	Greens/EFA	GUE/NGL	S&D
Agriculture and Fisheries			1			1
Budgets	1		1			
Institutional Affairs and Civil Rights			1		1	2
Education and Culture			1			
Development and Cooperation				1		
Economic, Monetary and Social Affairs	2					1
External Relations			2			1
Energy, Industry and Research			1			
Political and Legal Affairs			2	1		
Regional Policy			1			
Environment and Public Health		1				1
Transport and Tourism						1

2009 – 2014: Second half	ALDE	ECR	EPP	Greens/EFA	GUE/NGL	S&D
Agriculture and Fisheries			1			1
Budgets	1		1			
Institutional Affairs and Civil Rights			1		1	1
Education and Culture			1			
Development and Cooperation				1		
Economic, Monetary and Social Affairs	1					1
External Relations			2			1
Energy, Industry and Research			1			
Political and Legal Affairs	1		2	1		
Regional Policy			1			
Environment and Public Health		1				1
Transport and Tourism						1

Committees in the eighth parliamentary term

2014 – 2019: First half	ALDE	ECR	EPP	Greens/ EFA	GUE/ NGL	S&D
Agriculture and Fisheries			2			
Budgets	1		1			
Institutional Affairs and Civil Rights			1			2
Education and Culture						1
Development and Cooperation						1
Economic, Monetary and Social Affairs					1	1
External Relations		1	1			1
Energy, Industry and Research			1			
Political and Legal Affairs	1		3	1		
Regional Policy	1					
Environment and Public Health		1	1			
Transport and Tourism				1		

2014 – 2019: Second half	ALDE	ECR	EPP	Greens/ EFA	GUE/ NGL	S&D
Inquiry into emission measurements in the automotive sector						1
Inquiry to investigate alleged contraventions and maladministration in the application of Union law in relation to money laundering, tax avoidance and tax evasion			1			
Agriculture and Fisheries			2			
Budgets	1		1			
Institutional Affairs and Civil Rights			1			2
Education and Culture						1
Development and Cooperation						1
Economic, Monetary and Social Affairs					1	1
External Relations		1	1			1
Energy, Industry and Research			1			
Political and Legal Affairs	1		1			1
Regional Policy	1					
Environment and Public Health		1	1			
Transport and Tourism				1		

Source: Historical Archives of the European Parliament

2.5 Committee vice-chairs by political group, 1989-2019

1989 – 1994: First half	EPP	V	RDE	CG	GUE	LDR	ED	S	ARC
Agriculture and Fisheries	1	1	1						
Budgets	3					2	2	2	
Development and Cooperation	1	1						1	
Economic, Monetary and Social Affairs						2		2	
Energy, Industry and Research	1	2						1	
External Relations	1					1	1		
Institutional Affairs and Civil Rights	1				1		1	3	
Political and Legal Affairs	1	1				1		6	2
Regional Policy				1		1			
Environment and Public Health	1				1		1		
Transport and Tourism	1					1	1		
Education and Culture	1								1

1989 – 1994: Second half	EPP	V	RDE	CG	GUE	LDR	ED	S	ARC
Agriculture and Fisheries		1	1					1	
Budgets	1		1		1	2		1	
Development and Cooperation	2			1				1	
Economic, Monetary and Social Affairs							1	2	
Energy, Industry and Research	1					2		1	
External Relations	1							2	
Institutional Affairs and Civil Rights	3				1		1	4	1
Political and Legal Affairs	3						1	5	
Regional Policy	1					1		1	
Environment and Public Health	1	1			1				
Transport and Tourism	1					1		1	
Education and Culture	1							1	1

1994 – 1999: First half	GUE	LDR	EPP	RDE	V	PES	FE	ELDR	EDN	ARE
Agriculture and Fisheries			1	1	1	2		1		
Budgets			2			2		1	1	
Development and Cooperation	1		1					1		
Economic, Monetary and Social Affairs	1					3				
Energy, Industry and Research			1			2				
External Relations			1			1				1
Institutional Affairs and Civil Rights			3			3		1	1	1
Political and Legal Affairs			5	1	1	4				
Regional Policy		1				1				
Environment and Public Health			1			1		1		
Transport and Tourism				1		1	1			
Education and Culture			1		2					

1994 – 1999: Second half	GUE	ELDR	EPP-ED	RDE	V	PES	UPE	I-EDN	ARE
Agriculture and Fisheries			1		1	2		1	2
Budgets			2			1	1		
Development and Cooperation	1	1	2						
Economic, Monetary and Social Affairs			1			1	1		
Energy, Industry and Research									
External Relations			1			1	1		
Institutional Affairs and Civil Rights	1	1	5			3		1	
Political and Legal Affairs		1	2		1	2			
Regional Policy			1			2			
Environment and Public Health		1	1		1				
Transports and Tourism		1	1			1			
Education and Culture						3	1		

1999 – 2004: First half	GUE/NGL	Greens/ALE	EPP-ED	PES	UEN	ELDR	EDD
Agriculture and Fisheries	1		4	2			
Budgets			3	3		1	
Development and Cooperation			1	1		1	
Economic, Monetary and Social Affairs	1		3		3		
Energy, Industry and Research	1	1	2	2			
External Relations			1	1		1	
Institutional Affairs and Civil Rights	1	1	4	2			
Political and Legal Affairs			2	2		2	
Regional Policy							
Environment and Public Health		1	1	1			
Transport and Tourism	1			1			1
Education and Culture			1	2			

1999 – 2004: Second half	GUE/NGL	Greens/ALE	EPP-ED	PES	UEN	ELDR	EDD
Agriculture and Fisheries		1	3	3			
Budgets	1		1	2	1	1	
Development and Cooperation	1		1	1		1	
Economic, Monetary and Social Affairs			4	1			
Energy, Industry and Research		2	2	1			1
External Relations	1		2			1	
Institutional Affairs and Civil Rights	1	1	2	3		1	1
Political and Legal Affairs			1	4		1	
Regional Policy							
Environment and Public Health		1		2	1	1	
Transport and Tourism	1			1			
Education and Culture			3				

2004 – 2009: First half	ALDE	EPP-ED	Greens/ALE	PES	IND/DEM	UEN	GUE/NGL
Agriculture and Fisheries		3	1	3	1		
Budgets	1	2		2	1		
Development and Cooperation	1	1		1			
Economic, Monetary and Social Affairs		4		2		1	2
Energy, Industry and Research		1	1	1			1
External Relations	1	4		1		1	
Institutional Affairs and Civil Rights	1	3	1	3			1
Political and Legal Affairs	1	3		4			
Regional Policy	1	1		1			
Environment and Public Health	1		1		1		
Transport and Tourism		1		1	1		
Education and Culture		2	1				

2004 – 2009: Second half	ALDE	EPP-ED	Greens/ALE	PES	IND/DEM	UEN	GUE/NGL
Agriculture and Fisheries	1	1	1	3		2	1
Budgets	2	2		2	1	1	
Development and Cooperation	1	1	1	1			
Economic, Monetary and Social Affairs	2	5		4		1	2
Energy, Industry and Research	1	2		1			1
External Relations	2	7		4		2	
Institutional Affairs and Civil Rights	1	4	2	3			2
Political and Legal Affairs	1	3		7	1	1	
Regional Policy	1	2		1			
Environment and Public Health	1	1	1	1	1		
Transport and Tourism		2		2			
Education and Culture	1	2	1				

2009 – 2014: First half	ALDE	ECR	EFD	GUE/ NGL	EPP	S&D	Greens/ ALE
Agriculture and Fisheries	2	2			2	1	1
Budgets	1				3	3	1
Development and Cooperation		1			2	1	
Economic, Monetary and Social Affairs	1			1	5	4	1
Energy, Industry and Research	1	1				2	
External Relations	1	1	1	1	5	3	1
Institutional Affairs and Civil Rights	1	1	1		6	3	
Political and Legal Affairs	1			1	6	5	
Regional Policy	1				1	1	1
Environment and Public Health	1				1	1	1
Transport and Tourism		1			1	1	
Education and Culture	1		1	1			1

2009 – 2014: Second half	ALDE	ECR	EFD	GUE/ NGL	EPP	S&D	Greens/ ALE
Agriculture and Fisheries	2	2			2	1	2
Budgets	1				3	4	1
Development and Cooperation		1			2	1	
Economic, Monetary and Social Affairs	1	1		1	6	6	1
Energy, Industry and Research	1	1				2	
External Relations	1	1	1	2	5	3	1
Institutional Affairs and Civil Rights	1	1	1		6	3	
Political and Legal Affairs	2			1	6	4	
Regional Policy	1				1	1	1
Environment and Public Health	1				1	2	1
Transport and Tourism		1			2	1	
Education and Culture	1		1	2			1

2014 – 2019: First half	ALDE	ECR	GUE/NGL	EPP	S&D	Greens/ALE
Agriculture and Fisheries		1		2	4	1
Budgets	1			3	3	1
Development and Cooperation	1	1	2	1		
Economic, Monetary and Social Affairs	2	1		4	6	
Energy, Industry and Research	1	1	1		1	
External Relations		2	2	5	2	1
Institutional Affairs and Civil Rights		2	2	4	3	1
Political and Legal Affairs	1			6	3	1
Regional Policy			1	2	1	
Environment and Public Health					3	1
Transport and Tourism	1	1		1	1	
Education and Culture	1			2		1

2014 – 2019: Second half	ALDE	ECR	GUE/NGL	EPP	S&D	Greens/ALE	EFDD
Agriculture and Fisheries		1		2	4	1	
Budgets	1			3	3	1	
Development and Cooperation	1	1	1	1			
Economic, Monetary and Social Affairs	2	1		4	5		
Energy, Industry and Research	1	1	1		1		
External Relations		2	2	5	2	1	
Institutional Affairs and Civil Rights		2	2	4	3	1	1
Political and Legal Affairs	2			5	3	1	
Regional Policy			1	2	1		
Environment and Public Health					3	1	
Transport and Tourism	1	1		1	1		
Education and Culture	1			2		1	

Source: Historical Archives of the European Parliament

2.6 Budgets of the political groups, 1979 to 2019

2.6.1 Overall European Parliament expenditure on political groups, 1979¹ to 2019

Year	Spent Budget (and provisional budget)	Accounts in
1979	4 330 100 (provisional budget)	ECU
1980	4 108 813.75	ECU
1981	5 735 400	ECU
1982	5 934 594.13	ECU
1983	6 494 176.32	ECU
1984	6 923 180	ECU
1985	7 451 532	ECU
1986	9 224 000	ECU
1987	9 960 222	ECU
1988	10 348 070	ECU
1989	10 594 998	ECU
1990	12 496 000	ECU
1991	13 284 000	ECU
1992	12 867 060	ECU
1993	14 265 800	ECU
1994	15 931 252	ECU
1995	18 669 744	ECU
1996	19 207 374	ECU
1997	19 500 000	€
1998	19 966 293	€
1999	20 173 802	€
2000	19 850 999.96	€
2001	34 120 483	€
2002	34 906 452	€
2003	37 668 000	€
2004	42 515 659.87	€
2005	46 452 774.75	€
2006	48 705 872.37	€
2007	50 321 238.99	€
2008	57 266 607	€
2009	52 337 886.15	€
2010	53 355 141.79	€
2011	54 692 881.35	€
2012	57 062 366.62	€
2013	58 697 494	€
2014	59 416 002.23	€
2015	58 950 000	€
2016	61 000 000	€
2017	60 000 000	€
2018	63 000 000 (provisional budget)	€
2019	64 000 000 (provisional budget)	€

Source: [EU general budget](#)

2.6.2 Budgets of the individual political groups, 2001 to 2017, in euros

2001

Political group	Acronym	Budget (from EP)*
European People's Party and European Democrats	EPP-ED	12 481 801
Socialist Group in the European Parliament	PEE	9 819 110
Group of the European Liberal, Democrat and Reform Party	ELDR	2 881 815
Les Verts/Alliance Libre Européenne	VERTS/ALE	2 601 436
Confederal Group of the European United Left/Nordic Green Left	GUE/NGL	2 485 257
Group for a Europe of Democracies and Diversities	EDD	1 084 054
Union for a Europe of Nations	UEN	1 268 153
Technical Group of Independent Members (until 02/10/01)	TDI	1 108 603

*Amount spent, budgeted for PSE: 9 813 546, and UEN: 1 383 492.

2002

Political group	Acronym	Budget (from EP)*
European People's Party and European Democrats	EPP-ED	12 922 353
Socialist Group in the European Parliament	PES	9 964 479
Group of the European Liberal, Democrat and Reform Party	ELDR	3 019 348
Les Verts/Alliance Libre Européenne	VERTS/ALE	2 645 097
Confederal Group of the European United Left/Nordic Green Left	GUE/NGL	2 696 854
Group for a Europe of Democracies and Diversities	EDD	1 130 529
Union for a Europe of Nations	UEN	1 328 505

*Budget actually spent, small differences with budgeted amounts for PES and UEN groups

¹ In 1979, the European Currency Unit (ECU) replaced the former Unit of Account, an international accounting unit that was established as 0.88867 grams of fine gold. The ECU was a basket of the currencies of the European Community Member States. In 1999, the euro replaced the ECU at the value 1 euro = 1 ECU.

2003

Political group	Acronym	Budget (from EP)
European People's Party and European Democrats	EPP-ED	14 005 341
Socialist Group in the European Parliament	PES	10 563 307
Group of the European Liberal, Democrat and Reform Party	ELDR	3 306 205
Les Verts/Alliance Libre Européenne	VERTS/ALE	2 881 172
Confederal Group of the European United Left/Nordic Green Left	GUE/NGL	3 384 551
Group for a Europe of Democracies and Diversities	EDD	1 137 828
Union for a Europe of Nations	UEN	1 432 317

2004

Political group	Acronym	Budget (from EP)
European People's Party and European Democrats	EPP-ED	16 076 607
Socialist Group in the European Parliament	PES	12 231 159
Group of the European Liberal, Democrat and Reform Party	ELDR	1 740 734 (first half year only)
Alliance of Liberals and Democrats Group for Europe	ALDE	4 525 047
Les Verts/Alliance Libre Européenne	VERTS/ALE	2 785 249
Confederal Group of the European United Left/Nordic Green Left	GUE/NGL	2 975 544
Group for a Europe of Democracies and Diversities	EDD	650 220
Group Indépendance/Démocratie	ID	1 100 303

2005

Political group	Acronym	Budget (from EP)
European People's Party and European Democrats	EPP-ED	17 282 431
Socialist Group in the European Parliament	PES	13 107 468
Alliance of Liberals & Democrats Group for Europe	ALDE	5 783 344
Les Verts/Alliance Libre Européenne	VERTS/ALE	2 711 654
Confederal Group of the European United Left/Nordic Green Left	GUE/NGL	2 726 400
Group Indépendance/Démocratie	ID	2 181 849
Union for a Europe of Nations	UEN	1 671 727
Non-attached members	NI	1 109 694

2006

Political group	Acronym	Budget (from EP)
European People's Party and European Democrats	EPP-ED	18 088 382
Socialist Group in the European Parliament	PES	13 989 113
Alliance of Liberals & Democrats Group for Europe	ALDE	No data
Les Verts/Alliance Libre Européenne	VERTS/ALE	2 836 126
Confederal Group of the European United Left/Nordic Green Left	GUE/NGL	No data
Group Indépendance/Démocratie	ID	2 034 263
Union for a Europe of Nations	UEN	1 895 991
Non-attached members	NI	1 384 177

2007

Political group	Acronym	Budget (from EP)
European People's Party and European Democrats	EPP-ED	18 197 622
Socialist Group in the European Parliament	PES	14 165 895
Alliance of Liberals & Democrats Group for Europe	ALDE	6 703 291
Les Verts/Alliance Libre Européenne	VERTS/ALE	2 690 396
Confederal Group of the European United Left/Nordic Green Left	GUE/NGL	2 740 154
Group Indépendance/Démocratie	ID	1 502 291
Union for a Europe of Nations	UEN	2 797 063
Non-attached members	NI	538 048

2008

Political group	Acronym	Budget (from EP)
European People's Party and European Democrats	EPP-ED	21 694 617
Socialist Group in the European Parliament	PSE	16 149 152
Alliance of Liberals & Democrats Group for Europe	ALDE	7 419 165
Les Verts/Alliance Libre Européenne	VERTS/ALE	3 141 721
Confederal Group of the European United Left/Nordic Green Left	GUE/NGL	3 133 342
Group Indépendance/Démocratie	ID	1 746 060
Union for a Europe of Nations	UEN	3 053 242
Non-attached members	NI	1 368 080

2009

Political group	Acronym	Budget (from EP)
European People's Party and European Democrats	EPP-ED	19 715 179
Socialists and Democrats	S&D	14 234 503
Alliance of Liberals and Democrats Group for Europe	ALDE	6 440 702
Les Verts/Alliance Libre Européenne	VERTS/ALE	3 359 928
Confederal Group of the European United Left/Nordic Green Left	GUE/NGL	2 672 677
European Conservatives and Reformists Group	ECR	1 788 194(*)
Europe of Freedom and Democracy	EFD	1 113 177 (*)
Group Indépendance/Démocratie	ID	775 206 (**)
Union for a Europe of Nations	UEN	1 417 196

* second half year only; ** first half year only

2010

Political group	Acronym	Budget (from EP)
European People's Party	EPP	19 990 381
Socialists and Democrats	S&D	14 011 315
Alliance of Liberals and Democrats Group for Europe	ALDE	6 262 198
Les Verts/ Alliance Libre Européenne	VERTS/ALE	3 896 064
Confederal Group of the European United Left/ Nordic Green Left	GUE/NGL	2 530 919
European Conservatives and Reformists Group	ECR	3 648 336
Europe of Freedom and Democracy	EFD	2 201 357
Non-attached members	NI	1 234 44

2011

Political group	Acronym	Budget (from EP)
European People's Party	EPP	20 336 271
Socialists and Democrats	S&D	14 302 494
Alliance of Liberals and Democrats Group for Europe	ALDE	6 477 389
Les Verts/Alliance Libre Européenne	VERTS/ALE	4 025 304
Confederal Group of the European United Left/Nordic Green Left	GUE/NGL	2 535 322,
European Conservatives and Reformists Group	ECR	3 831 260
Europe of Freedom and Democracy	EFD	2 087 629
Non-attached Members	NI	1 270 474

2012

Political group	Acronym	Budget (from EP)
European People's Party	EPP	21 127 608
Socialists and Democrats	S&D	14 907 889
Alliance of Liberals and Democrats Group for Europe	ALDE	6 673 356
Les Verts/Alliance Libre Européenne	VERTS/ALE	4 319 347
Confederal Group of the European United Left/Nordic Green Left	GUE/NGL	2 562 769
European Conservatives and Reformists Group	ECR	3 764 574
Europe of Freedom and Democracy	EFD	2 537 850
Non-attached Members	NI	1 361 640

2013

Political group	Acronym	Budget (from EP)
European People's Party	EPP	21 680 180
Socialists and Democrats	S&D	15 387 769
Alliance of Liberals and Democrats Group for Europe	ALDE	6 718 994
Les Verts/Alliance Libre Européenne	VERTS/ALE	4 365 639
Confederal Group of the European United Left/Nordic Green Left	GUE/NGL	2 657 578
European Conservatives and Reformists Group	ECR	4 046 038
Europe of Freedom and Democracy	EFD	2 614 225
Non-attached Members	NI	1 315 501

2014

Political group	Acronym	Budget (from EP)
European People's Party	EPP	19 919 092
Socialists and Democrats	S&D	15 619 484
Alliance of Liberals and Democrats Group for Europe	ALDE	6 213 875
Les Verts/Alliance Libre Européenne	VERTS/ALE	4 292 295
Confederal Group of the European United Left/Nordic Green Left	GUE/NGL	3 527 413
European Conservatives and Reformists Group	ECR	2 885 904
Europe of Freedom and Direct Democracy	EFD	3 230 826
Non-attached Members	NI	1 990 942

2015

Political group	Acronym	Budget (from EP)
European People's Party	EPP	17 439 765
Socialists and Democrats	S&D	15 619 484
Alliance of Liberals and Democrats Group for Europe	ALDE	6 213 875
Les Verts/Alliance Libre Européenne	VERTS/ALE	4 304 623
Confederal Group of the European United Left/Nordic Green Left	GUE/NGL	4 339 560
European Conservatives and Reformists Group	ECR	5 959 186
Europe of Freedom and Direct Democracy	EFDD	3 842 626
Europe of Nations and Freedom	ENF	1 586 919
Non-attached Members	NI	2 864 346

2016

Political group	Acronym	Budget (from EP)
European People's Party	EPP	17 400 048
Socialists and Democrats	S&D	15 324 658
Alliance of Liberals and Democrats Group for Europe	ALDE	5 758 860
Les Verts/Alliance Libre Européenne	VERTS/ALE	4 179 632
Confederal Group of the European United Left/Nordic Green Left	GUE/NGL	4 339 560
European Conservatives and Reformists Group	ECR	6 125 338
Europe of Freedom and Direct Democracy	EFDD	3 819 785
Europe of Nations and Freedom	ENF	3 273 417

2017

Political group	Acronym	Budget (from EP)
European People's Party	EPP	17 789 758
Socialists and Democrats	S&D	15 610 388
Alliance of Liberals and Democrats Group for Europe	ALDE	5 710 885
Les Verts/Alliance Libre Européenne	VERTS/ALE	4 332 659
Confederal Group of the European United Left/Nordic Green Left	GUE/NGL	4 420 899
European Conservatives and Reformists Group	ECR	6 199 791
Europe of Freedom and Direct Democracy	EFDD	3 653 679
Europe of Nations and Freedom	ENF	2 718 648

Source: [European Parliament](#)

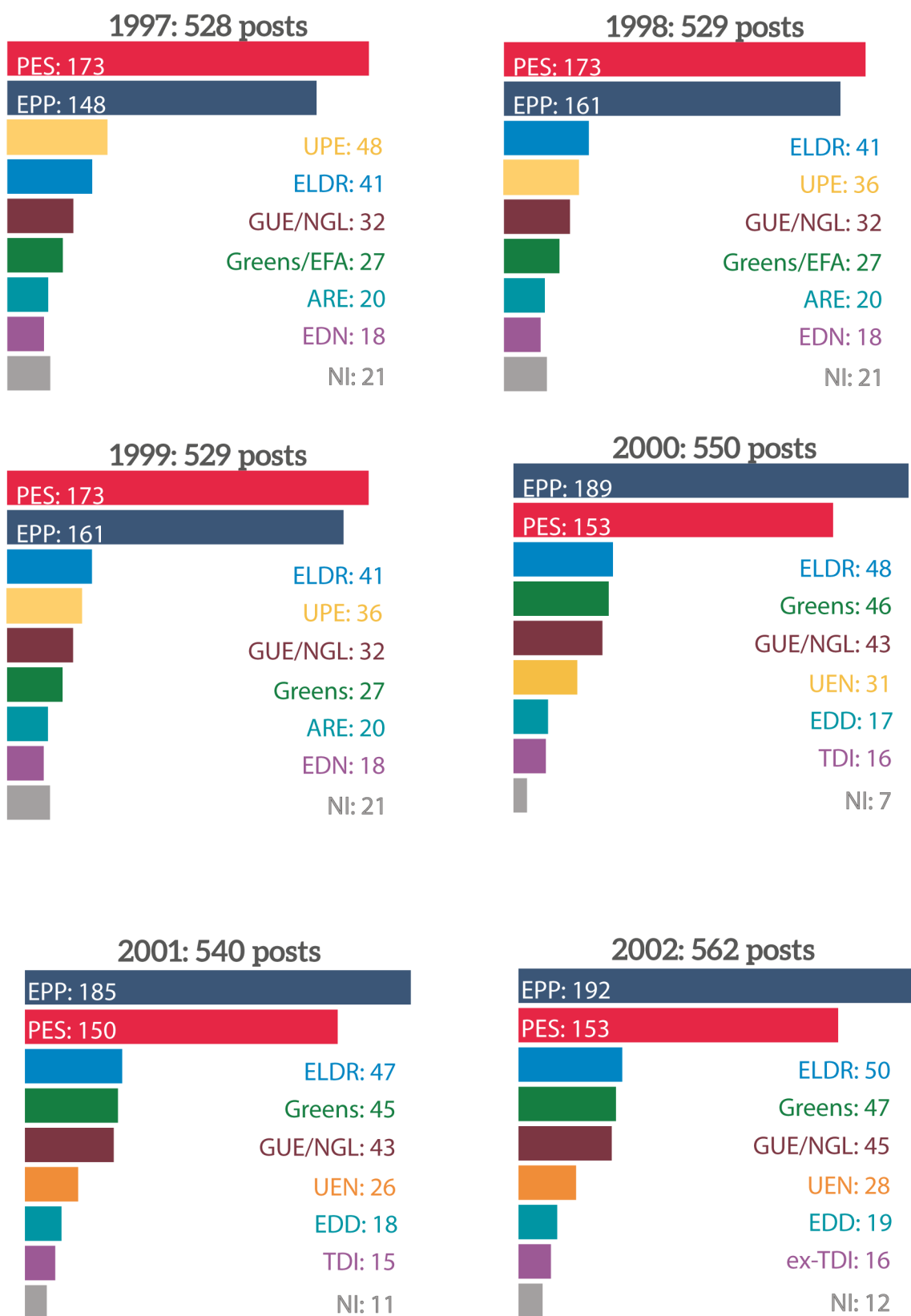
2.7 Staff posts of the political groups, 1979 to 2019

2.7.1 Overall temporary staff posts of the political groups, 1979 to 2019

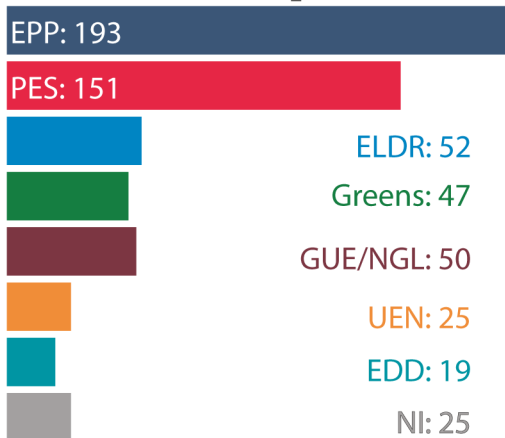
Year	Temporary posts
1979	147
1980	270
1981	285
1982	285
1983	295
1984	303
1985	319
1986	374
1987	382
1988	392
1989	392
1990	432
1991	444
1992	474
1993	483
1994	477
1995	532
1996	532
1997	531
1998	532
1999	532
2000	534
2001	553
2002	565
2003	674
2004	690
2005	780
2006	802
2007	809
2008	809
2009	862
2010	937
2011	1004
2012	1004
2013	1016
2014	1016
2015	1016
2016	1059
2017	1135
2018	1103
2019	1135

Source: [EU General Budget](#)

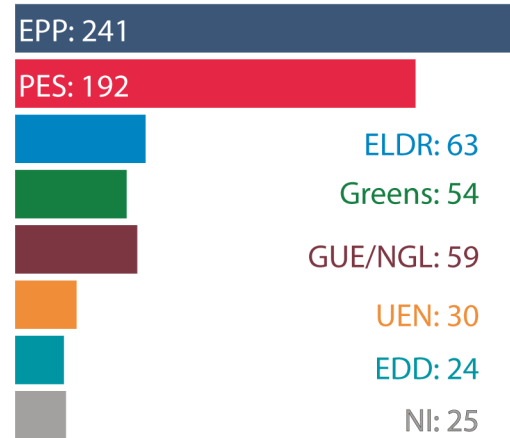
2.7.2 Temporary staff posts of the individual political groups, 1997 to 2017



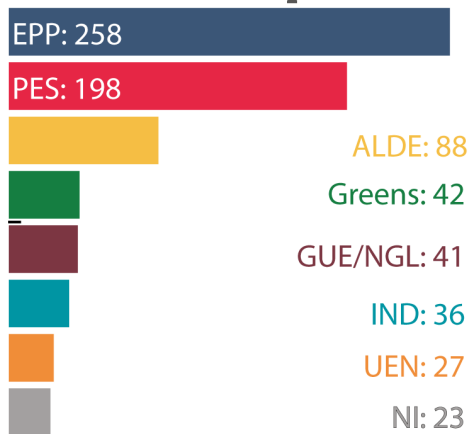
2003: 562 posts



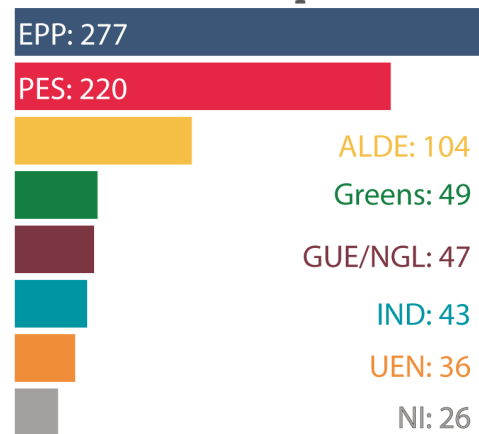
2004: 688 posts



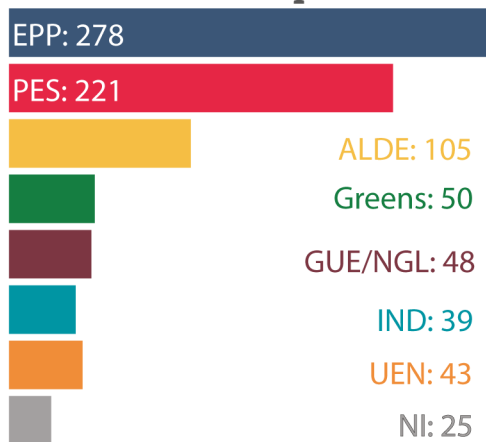
2005: 713 posts



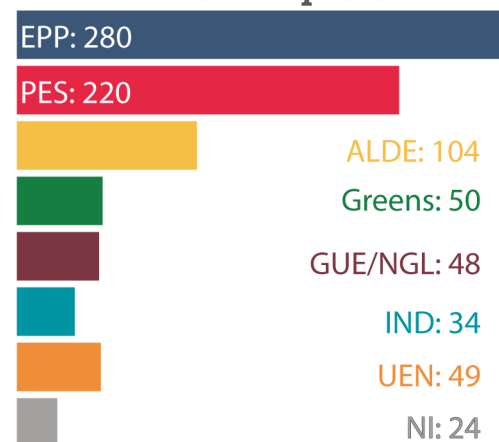
2006: 802 posts



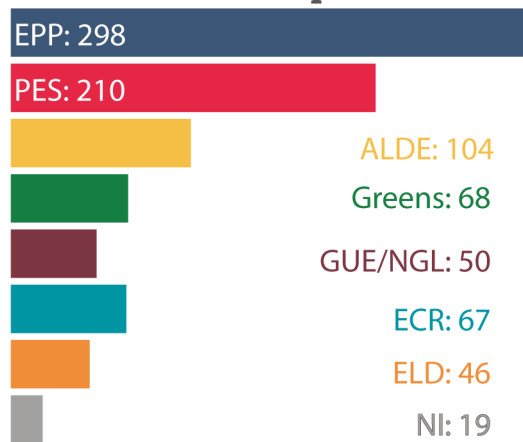
2007: 809 posts



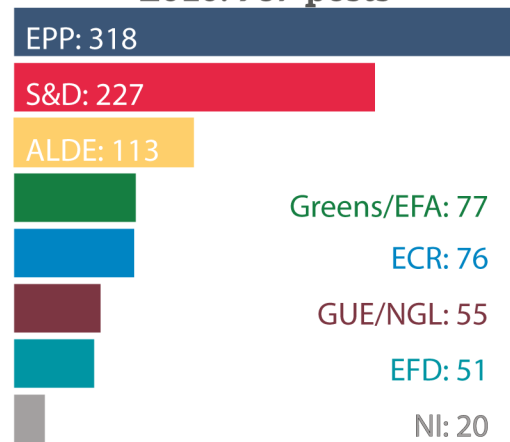
2008: 809 posts



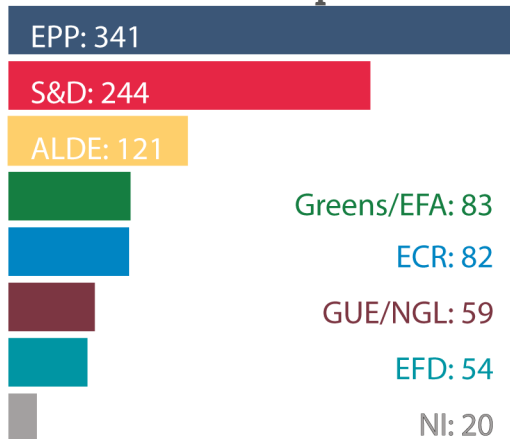
2009: 862 posts



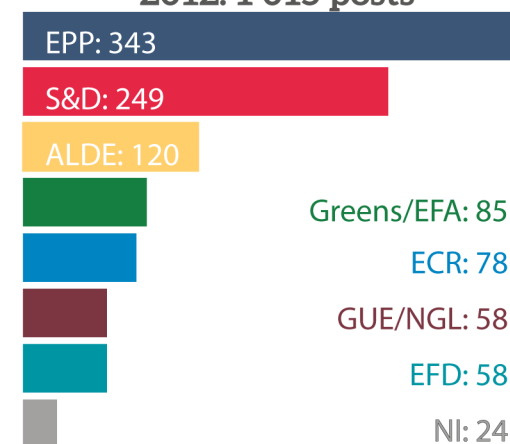
2010: 937 posts



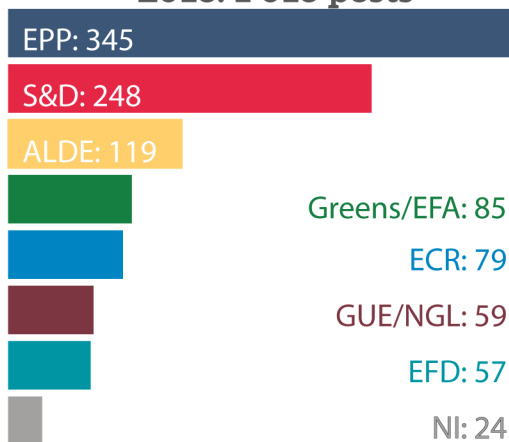
2011: 1 004 posts



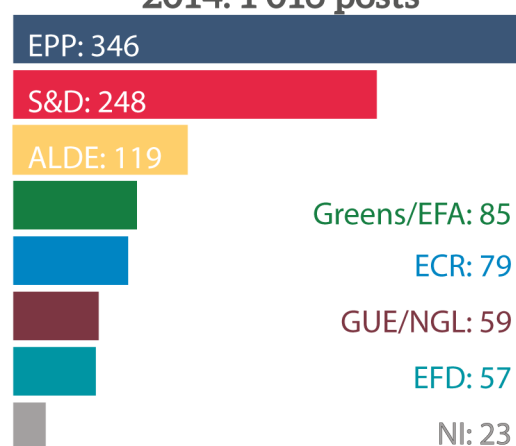
2012: 1 015 posts

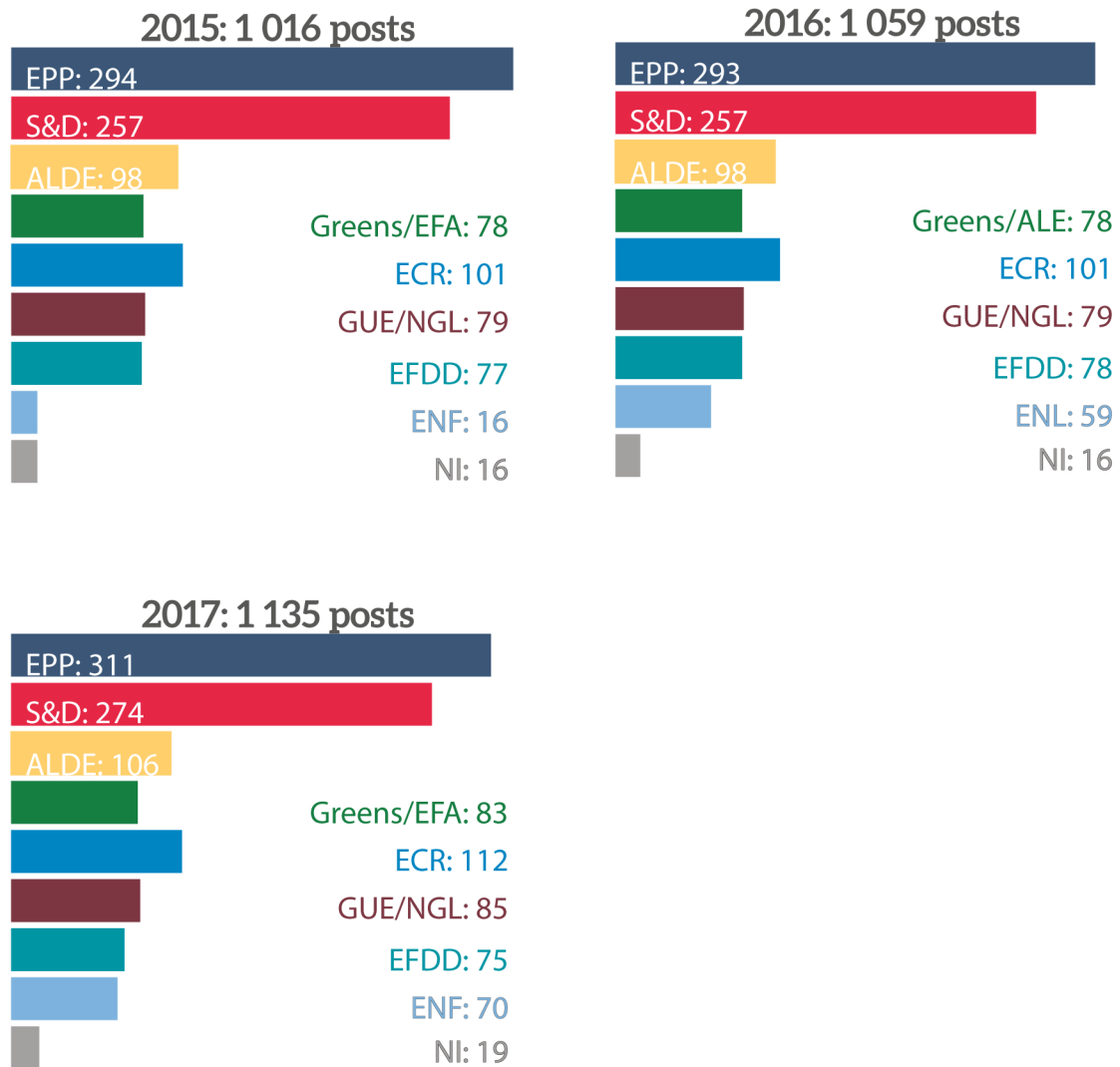


2013: 1 016 posts



2014: 1 016 posts





Source: European Parliament DG PERS

2.8 Grants from the European Parliament to European political parties (2004-2017) and European political foundations (2008 to 2017)

2.8.1 Final funding of European political parties, 2004 to 2017

2004

<i>Political party</i>	<i>Final funding from EP</i>
Alliance of Liberals and Democrats for Europe Party	462 661
European Democratic Party	69 862
European Free Alliance	163 222
European Green Party	171 461
European People's Party	1 051 469
Party of European Socialists	1 093 853
Party of the European Left	120 895
Alliance for Europe of the Nations	83 964

2005

<i>Political party</i>	<i>Final funding from EP</i>
Alliance of Liberals and Democrats for Europe Party	819 563
European Democratic Party	253 933
European Free Alliance	217 906
European Green Party	568 261
European People's Party	2 398 941
Party of European Socialists	2 489 175
Party of the European Left	365 868
Alliance for Europe of the Nations	114 330

2006

<i>Political party</i>	<i>Final funding from EP</i>
Alliance of Liberals and Democrats for Europe Party	883 500
Europeans United for Democracy	226 280
European Democratic Party	163 571
European Free Alliance	220 914
European Green Party	581 000
European People's Party	2 914 060
Party of the European Socialists	2 580 000
Party of European Left	439 019
Alliance for Europe of the Nations	144 809
Alliance of Independent Democrats in Europe	170 064

2007

<i>Political party</i>	<i>Final funding from EP</i>
Alliance of Liberals and Democrats for Europe Party	1 022 344
Europeans United for Democracy	226 280
European Democratic Party	152 611
European Free Alliance	215 198
European Green Party	631 750
European People's Party	3 156 414
Party of European Socialists	2 992 218
Party of the European Left	524 251
Alliance for Europe of the Nations	159 138
Alliance of Independent Democrats in Europe	239 410

2008

<i>Political party</i>	<i>Final funding from EP</i>
Alliance of Liberals and Democrats for Europe Party	1 115 665
Europeans United for Democracy	153 821
European Democratic Party	407 693
European Free Alliance	226 600
European Green Party	641 534
European People's Party	3 354 754
Party of European Socialists	3 027 647
Party of the European Left	536 539
Alliance for Europe of the Nations	206 376
Alliance of Independent Democrats in Europe	303 051

2009

<i>Political party</i>	<i>Final funding from EP</i>
Alliance of Liberals and Democrats for Europe Party	1 179 191
Europeans United for Democracy	217 167
European Democratic Party	249 084
European Free Alliance	226 600
European Green Party	643 562
European People's Party	3 485 708
Party of European Socialists	3 100 000
Party of the European Left	562 405
Alliance for Europe of the Nations	384 558

2010

<i>Political party</i>	<i>Final funding from EP</i>
Alliance of Conservatives and Reformists in Europe	327 164
Alliance of Liberals and Democrats for Europe Party	1 553 984
Europeans United for Democracy	176 069
European Christian Political Movement	208 359
European Democratic Party	423 886
European Free Alliance	339 152
European Green Party	1 054 999
European People's Party	4 959 462
Party of European Socialists	3 395 323
Party of the European Left	708 080

2011

<i>Political party</i>	<i>Final funding from EP</i>
Alliance of Conservatives and Reformists in Europe	632 626
Alliance of Liberals and Democrats for Europe Party	1 815 770
European Alliance for Freedom	368 262
Europeans United for Democracy	166 803
European Christian Political Movement	259 852
European Democratic Party	370 916
European Free Alliance	392 280
European Green Party	1 298 539
European People's Party	6 183 988
Party of European Socialists	4 117 825
Party of the European Left	846 936

2012

<i>Political party</i>	<i>Final funding from EP</i>
Alliance of Conservatives and Reformists in Europe	1 138 751
Alliance of Liberals and Democrats for Europe Party	1 950 344
European Alliance for Freedom	357 089
Alliance Européenne de Mouvements Nationaux	186 292
Europeans United for Democracy	195 364
European Christian Political Movement	241 807
European Democratic Party	362 826
European Free Alliance	382 259
European Green Party	1 333 372
European People's Party	6 482 714
Party of European Socialists	4 323 313
Party of the European Left	835 049
Movement for a Europe of Liberties and Democracy	457 730

2013

<i>Political party</i>	<i>Final funding from EP</i>
Alliance of Conservatives and Reformists in Europe	1 402 596
Alliance of Liberals and Democrats for Europe Party	2 232 476
European Alliance for Freedom	384 064
Alliance Européenne de Mouvements Nationaux	350 294
Europeans United for Democracy	196 644
European Christian Political Movement	305 012
European Democratic Party	436 636
European Free Alliance	438 864
European Green Party	1 563 218
European People's Party	6 463 606
Party of European Socialists	4 985 351
Party of the European Left	947 500
Movement for a Europe of Liberties and Democracy	593 589

2014

Political party	Final funding from EP
Alliance of Conservatives and Reformists in Europe	1 943 434
Alliance of Liberals and Democrats for Europe Party	2 812 798
European Alliance for Freedom	521 198
Alliance Européenne de Mouvements Nationaux	363 131
Europeans United for Democracy	273 686
European Christian Political Movement	387 534
European Democratic Party	564 673
European Free Alliance	525 955
European Green Party	1 917 890
European People's Party	9 326 735
Party of European Socialists	5 297 172
Party of the European Left	1 219 120
Movement for a Europe of Liberties and Democracy	634 779

2015

Political party	Final funding from EP
Alliance for Direct Democracy in Europe	820 725
Alliance of Conservatives and Reformists in Europe	1 574 463
Alliance of Liberals and Democrats for Europe Party	2 093 480
European Alliance for Freedom	494 264
Alliance Européenne de Mouvements Nationaux	292 013
Europeans United for Democracy	292 428
European Christian Political Movement	460 950
European Democratic Party	456 896
European Free Alliance	635 911
European Green Party	1 665 874
European People's Party	8 053 043
Mouvement pour une Europe des Nations et des Libertés	400 778
Party of European Socialists	5 828 179
Party of the European Left	1 484 078
Movement for a Europe of Liberties and Democracy*	43 689
* no longer receives a grant from the EU budget	

2016

<i>Political party</i>	<i>Final funding from EP</i>
Alliance for Direct Democracy in Europe	n.a.
Alliance of Conservatives and Reformists in Europe	2 291 591
Alliance of Liberals and Democrats for Europe Party	2 337 149
European Alliance for Freedom	390 696
Alliance Européenne de Mouvements Nationaux	228 616
Alliance for Peace and Freedom	328 661
Europeans United for Democracy	238 050
European Christian Political Movement	493 129
European Democratic Party	517 925
European Free Alliance	777 490
European Green Party	1 795 489
European People's Party	6 917 555
Mouvement pour une Europe des Nations et des Libertés	785 076
Party of European Socialists	7 154 167
Party of the European Left	1 594 189

2017

<i>Political party</i>	<i>Final funding from EP</i>
Alliance for Direct Democracy in Europe	n.a.
Alliance of Conservatives and Reformists in Europe	1 439 310
Alliance of Liberals and Democrats for Europe Party	2 449 108
Alliance Européenne de Mouvements Nationaux	342 788
Alliance for Peace and Freedom	27 055
Coalition pour la Vie et la Famille	n.a.
Europeans United for Democracy	n.a.
European Christian Political Movement	499 993
European Democratic Party	532 072
European Free Alliance	779 408
European Green Party	1 865 999
European People's Party	8 018 034
Mouvement pour une Europe des Nations et des Libertés	525 296
Party of European Socialists	6 901 688
Party of the European Left	1 302 594

Source: [European Parliament DG FINS](#)

2.8.2 Final grants for European political foundations, 2008 to 2017

2008 (September to December)

<i>Political foundation</i>	<i>Affiliated party group</i>	<i>Final grant from EP</i>
Centrum Maurits Coppetiers	European Free Alliance	106 608
European Liberal Forum	Alliance of Liberals and Democrats for Europe Party	172 187
Foundation for European Progressive Studies	Party of European Socialists	1 208 436
Green European Foundation	European Green Party	270 836
Institute of European Democrats	European Democratic Party	101 108
Transform Europe	Party of the European Left	147 090
Wilfried Martens for European Studies	European People's Party	1 344 892
EUROPA Osservatorio sulle politiche dell' unione	Alliance for Europe of the Nations	232 900
Fondation Politique Européenne pour la Democratie	Alliance of Independent Democrats in Europe	120 501
Foundation for EU Democracy	EU Democrats	69 692

2009

<i>Political foundation</i>	<i>Affiliated party group</i>	<i>Final grant from EP</i>
Centrum Maurits Coppetiers	European Free Alliance	146 575
European Liberal Forum	Alliance of Liberals and Democrats for Europe Party	609 356
Foundation for European Progressive Studies	Party of European Socialists	1 946 131
Green European Foundation	European Green Party	405 056
Institute of European Democrats	European Democratic Party	111 710
Transform Europe	Party of the European Left	362 575
Wilfried Martens for European Studies	European People's Party	2 276 467
Foundation for EU Democracy	EU Democrats	153 170

2010

<i>Political foundation</i>	<i>Affiliated party group</i>	<i>Final grant from EP</i>
Centrum Maurits Coppetiers	European Free Alliance	155 801
European Liberal Forum	Alliance of Liberals and Democrats for Europe Party	658 097
Foundation for European Progressive Studies	Party of European Socialists	2 136 476
Green European Foundation	European Green Party	674 123
Institute of European Democrats	European Democratic Party	197 052
New Direction – Foundation for European Reform	Alliance of Conservatives and Reformists in Europe	404 313
Transform Europe	Party of the European Left	474 957
Wilfried Martens for European Studies	European People's Party	2 928 266
Foundation for EU Democracy	EU Democrats	121 829

2011

Political foundation	Affiliated party group	Final grant from EP
Centrum Maurits Coppetiers	European Free Alliance	249 940
Sallux (former Christian Political Foundation of Europe)	European Christian Political Movement	115 234
European Foundation for Freedom	European Alliance for Freedom	235 586
European Liberal Forum	Alliance of Liberals and Democrats for Europe Party	804 634
Foundation for European Progressive Studies	Party of European Socialists	2 709 255
Green European Foundation	European Green Party	850 527
Institute of European Democrats	European Democratic Party	190 989
New Direction – Foundation for European Reform	Alliance of Conservatives and Reformists in Europe	565 895
Organisation for European Interstate Cooperation	Europeans United for Democracy	108 416
Transform Europe	Party of the European Left	548 762
Wilfried Martens for European Studies	European People's Party	3 864 558

2012

Political foundation	Affiliated party group	Final grant from EP
Centrum Maurits Coppetiers	European Free Alliance	199 585
Sallux (former Christian Political Foundation of Europe)	European Christian Political Movement	167 198
European Foundation for Freedom	European Alliance for Freedom	234 133
European Liberal Forum	Alliance of Liberals and Democrats for Europe Party	995 300
Foundation for European Progressive Studies	Party of European Socialists	2 794 525
Green European Foundation	European Green Party	864 932
Institute of European Democrats	European Democratic Party	238 077
New Direction – Foundation for European Reform	Alliance of Conservatives and Reformists in Europe	679 228
Organisation for European Interstate Cooperation	Europeans United for Democracy	132 465
Transform Europe	Party of the European Left	550 265
Wilfried Martens for European Studies	European People's Party	3 718 641
Foundation for a Europe of Liberties & Democracy	Movement for a Europe of Liberties & Democracy	193 665

2013

<i>Political foundation</i>	<i>Affiliated party group</i>	<i>Final grant from EP</i>
Centrum Maurits Coppetiers	European Free Alliance	226 802
Sallux (former Christian Political Foundation of Europe)	European Christian Political Movement	169 887
European Foundation for Freedom	European Alliance for Freedom	209 906
European Liberal Forum	Alliance of Liberals and Democrats for Europe Party	1 107 696
Foundation for European Progressive Studies	Party of European Socialists	2 762 310
Green European Foundation	European Green Party	880 720
Identités & Traditions Européennes	European Alliance of National Movements	177 082
Institute of European Democrats	European Democratic Party	218 731
New Direction – Foundation for European Reform	Alliance of Conservatives and Reformists in Europe	645 397
Organisation for European Interstate Cooperation	Europeans United for Democracy	123 230
Transform Europe	Party of the European Left	537 849
Wilfried Martens for European Studies	European People's Party	3 985 226
Foundation for a Europe of Liberties & Democracy	Movement for a Europe of Liberties & Democracy	279 919

2014

<i>Political foundation</i>	<i>Affiliated party group</i>	<i>Final grant from EP</i>
Centrum Maurits Coppetiers	European Free Alliance	216 380
Sallux (former Christian Political Foundation of Europe)	European Christian Political Movement	186 836
European Foundation for Freedom	European Alliance for Freedom	244 385
European Liberal Forum	Alliance of Liberals and Democrats for Europe Party	941 281
Foundation for European Progressive Studies	Party of European Socialists	3 086 695
Green European Foundation	European Green Party	914 175
Identités & Traditions Européennes	European Alliance of National Movements	173 976
Institute of European Democrats	European Democratic Party	265 165
New Direction – Foundation for European Reform	Alliance of Conservatives and Reformists in Europe	914 583
Organisation for European Interstate Cooperation	Europeans United for Democracy	135 112
Transform Europe	Party of the European Left	587 228
Wilfried Martens for European Studies	European People's Party	4 203 386
Foundation for a Europe of Liberties & Democracy	Movement for a Europe of Liberties & Democracy	270 599

2015

Political foundation	Affiliated party group	Final grant from EP
Centrum Maurits Coppetiers	European Free Alliance	240 601
Sallux (former Christian Political Foundation of Europe)	European Christian Political Movement	266 745
European Foundation for Freedom	European Alliance for Freedom	268 136
European Liberal Forum	Alliance of Liberals and Democrats for Europe Party	879 840
Fondation pour une Europe des Nations et des Libertés	Mouvement pour une Europe des Nations et des Libertés	248 448
Foundation for European Progressive Studies	Party of European Socialists	3 847 808
Green European Foundation	European Green Party	914 147
Identités & Traditions Européennes	European Alliance of National Movements	169 370
Initiative for Direct Democracy in Europe	Alliance for Direct Democracy in Europe	672 967
Institute of European Democrats	European Democratic Party	283 831
New Direction – Foundation for European Reform	Alliance of Conservatives and Reformists in Europe	1 099 899
Organisation for European Interstate Cooperation	Europeans United for Democracy	132 013
Transform Europe	Party of the European Left	847 002
Wilfried Martens for European Studies	European People's Party	4 724 867
Foundation for a Europe of Liberties & Democracy	Movement for a Europe of Liberties & Democracy	93 663

2016

Political foundation	Affiliated party group	Final grant from EP
Centrum Maurits Coppetiers	European Free Alliance	318 411
Sallux (former Christian Political Foundation of Europe)	European Christian Political Movement	326 023
Europa Terra Nostra	Alliance for Peace and Freedom	151 403
European Foundation for Freedom	European Alliance for Freedom	226 828
European Liberal Forum	Alliance of Liberals and Democrats for Europe Party	1 126 430
Fondation pour une Europe des Nations et des Libertés	Mouvement pour une Europe des Nations et des Libertés	549 357
Foundation for European Progressive Studies	Party of European Socialists	4 430 253
Green European Foundation	European Green Party	1 090 124
Identité & Traditions Européennes	European Alliance of National Movements	184 685
Initiative for Direct Democracy in Europe	Alliance for Direct Democracy in Europe	n.a.
Institute of European Democrats	European Democratic Party	272 033
New Direction – Foundation for European Reform	Alliance of Conservatives and Reformists in Europe	1 503 964
Organisation for European Interstate Cooperation	Europeans United for Democracy	126 728
Transform Europe	Party of the European Left	901 484
Wilfried Martens for European Studies	European People's Party	4 878 174

2017

Political foundation	Affiliated party group	Final grant from EP
Centrum Maurits Coppetiers	European Free Alliance	365 038
Sallux (former Christian Political Foundation of Europe)	European Christian Political Movement	310 164
Europa Terra Nostra	Alliance for Peace and Freedom	41 428
European Liberal Forum	Alliance of Liberals and Democrats for Europe Party	1 164 869
Fondation pour une Europe des Nations et des Libertés	Mouvement pour une Europe des Nations et des Libertés	447 972
Fondation Pegasus	Coalition Pour la Vie et la Famille	n.a.
Foundation for European Progressive Studies	Party of European Socialists	4 221 134
Green European Foundation	European Green Party	1 090 052
Identités & Traditions Européennes	European Alliance of National Movements	212 402
Institute of European Democrats	European Democratic Party	264 390
New Direction – Foundation for European Reform	Alliance of Conservatives and Reformists in Europe	1 214 218
Transform Europe	Party of the European Left	929 481
Wilfried Martens for European Studies	European People's Party	5 042 165

Source: [European Parliament DG FINS](#)

3 Selective bibliography on the political groups

Dinan, D., [Historiography of the European Parliament: Changing perceptions of the institution from the 1950s to today](#), EPRS, European Parliament, Brussels, 2018.

Corbett, R., Jacobs, F. and Neville, D., *The European Parliament*, 9th edition, London, 2016.

Guerrieri, S., 'The start of European integration and the parliamentary dimension: The Common Assembly of the ECSC (1952-1958)', in: *Parliaments, Estates & Representation*, 28/1, 2010, pp. 183-193.

Guerrieri, S., 'The Genesis of Supranational Representation. The Formation of Political Groups at the Common Assembly of the ECSC', in: L. Bonfreschi, G. Orsina and A. Varsori, *European Parties and the European integration process, 1945-1992*, Brussels, pp. 393-410.

Haas, E. B., *The Uniting of Europe: Political, Social, and Economic Forces, 1950-1957*, Stanford, 1958.

Hix, S., Kreppel, A., 'The Party System in the European Parliament: Collusive or Competitive?', in: *Journal of Common Market Studies*, 41/2, 2003, pp. 309-331.

Hix, S., Noury, S. and Roland, G., 'Understanding the European Parliament: Party Cohesion and Competition, 1979-2001', in: *British Journal of Political Science*, 35/2, 2005, pp. 209-234.

Hix, S., Noury, A. and Roland, G., *Democratic Politics in the European Parliament*, Cambridge, 2007.

Kreppel, A., *The European Parliament and supranational party system: A study in institutional development*, Cambridge, 2002.

Marquand, D., 'Towards a Europe of the Parties?', in: *Political Quarterly*, 49/4, 1978, pp. 425-445.

Meyer, H., 'Die christlich-demokratische Fraktion des Europäischen Parlaments im Spannungsfeld verschiedener transnationaler Kooperationsformen 1965-1979', in: *Journal of European Integration History*, 17/1, 2011, pp. 31-45.

Mittag, J. and Steuerwer, J., *Politische Parteien in der EU*, Vienna, 2010.

Oudenhove, G. van, *The Political Parties in the European Parliament: The first ten years (September 1952 – September 1962)*, Leyden, 1965.

Salm, Ch., 'Die Sozialistische Fraktion, das Europäische Parlament und die Entwicklungshilfepolitik der Europäischen Gemeinschaft 1968-1975', in: *Journal of European Integration History*, 17/1, 2011, pp. 87-101.

4 List of political group abbreviations

ALDE - Group of the Alliance of Liberals and Democrats for Europe

ARC - Rainbow Group: Federation of the Green-Alternative European Links, Agelev-Ecolo, the Danish People's Movement against Membership of the European Community and the European Free Alliance in the European Parliament

ARE - Group of the European Radical Alliance

C - European Conservative Group

CD - Christian-Democratic Group (Group of the European People's Party)

CDI - Group for the Technical Coordination and Defence of Independent Groups and Members

CG - Left Unity

CTDI - Technical Coordination and Defence of Independent Groups and Members

COM - Communist and Allies Group

DEP - Group of European Progressive Democrats

DR - Group of the European Right/Technical Coordination of the European Right

ECR - European Conservatives and Reformists Group

ED - European Democratic Group

EFD - Europe of Freedom and Democracy Group

EDD - Group for a Europe of Democracies and Diversities

EDN - Europe of Nations Group (Coordination Group)

ELDR - Group of the European Liberal, Democrat and Reform Party

EPP - Christian-Democratic Group (Group of the European People's Party)

EPP-ED - Group of the European People's Party and European Democrats

FE - Forza Europa Group

Greens/ALE - Group of the Greens/European Free Alliance

GUE - Group for the European United Left/ Confederal Group of the European United Left

GUE/NGL - Confederal Group of the European United Left/Nordic Green Left

I-EDN - Group of Independents for a Europe of Nations

IND/DEM - Independence/Democracy Group

ITS - Identity, Tradition and Sovereignty Group

L- Liberal Democratic Group

LDR - Liberal and Democratic Reformist Group

NI - Non-attached

PES - Group of the Party of European Socialists

RDE - Group of the European Democratic Alliance

S - Socialist Group

TDI - Technical Group of Independent Members - mixed group

UEN - Union for Europe of the Nations Group

UPE - Group Union for Europe

V - The Green Group in the European Parliament

Greens/ALE - Group of the Greens/European Free Alliance

This is a publication of the Historical Archives Unit
EPRS | European Parliamentary Research Service

This document is prepared for, and addressed to, the Members and staff of the European Parliament as background material to assist them in their parliamentary work. The content of the document is the sole responsibility of its author and any opinions expressed herein should not be taken to represent an official position of the Parliament.



PE 637.958
ISBN 978-92-846-4858-0
doi:10.2861/23770
QA-01-19-517-EN-N