



Crime scene investigation (for Libyan Coast Guard)

[Material Removed]

Modus operandi of law enforcement

Crime scene investigations: purposes

To find **traces** of the:

- Crime;
- Victim;
- Perpetrator;




[Material Removed]

Modus operandi of law enforcement

How to handle a Crime scene: personal behaviour

Let's evaluate our sense of observation: how many triangle do you see?



How to handle a Crime scene: freeze the scene

- If you think a crime happened: shoot (a picture) while approaching;
- Isolate the area;
- Prepare to describe it.



How to handle a Crime scene:modus operandi

- Take pictures of the area from outside;
- Isolate the area: nobody has to come inside.
- Prepare yourself: do you have gloves? Do you have an idea how to go inside without step on traces? Do you have your equipment?



[Material Removed]

Modus operandi of law enforcement

How to collect: where to put evidences

- Fluids – cotton stick – paper bag – plastic bag (to protect it from the sea);
- Explosives – soaked paper (acetone) – plastic bag;
- Gun Shot Residues – STUB – plastic bag;
- Everything else – plastic bag

A detailed evidence form for STUB (Gun Shot Residues) is shown. The form is titled 'EVIDENCE' and includes a 'CONTROL NUMBER' of 4023052. It contains fields for 'SUBMITTING AGENCY', 'Case #', 'Item #', 'Description of Evidence', 'Victim's Full Name', 'Suspect's Full Name', 'Evidence Recovered By', and 'Evidence Bag Sealed By'. There is a 'CHAIN OF CUSTODY' table with columns for 'FROM', 'TO', and 'DATE'. The form also includes a section for 'FOR CRIME LAB ONLY' with fields for 'CRIME LAB CASE #', 'ISSUED BY', 'DATE', and 'RECEIVED BY'. The form is placed on a mesh surface.

How to collect: latent fingerprints

- Wear gloves;
- If it is a small object, recover it in a plastic bag;
- If it's a big object and you can save it from sea, or a other's touch, protect it, untill you will hand over to forensic;
- If you do not have any other chance **let's see how to take latent fingerprints.**



In case of rape

- Separate the victim;
- Take information from her, if cooperative;
- Do not let her to throw clothes away;
- Send her, immediatly, to medical service and forensic.



How to collect: mistakes

- Do not put your traces, on crime scene traces;
- Do not touch traces with the same surface you touched another one;
- Do not leave evidences unattended or not sealed;
- Check your picture before to change object.



How to collect: chain of custody

Write:

- Day, hour, place;
- Who took the evidence;
- Where you took the evidence (number);
- What kind of evidence is;

SEAL IT give a number and **SIGN**

- Who and when you leave it.



Exercise

Collect the cartridge without touch it and seal it.

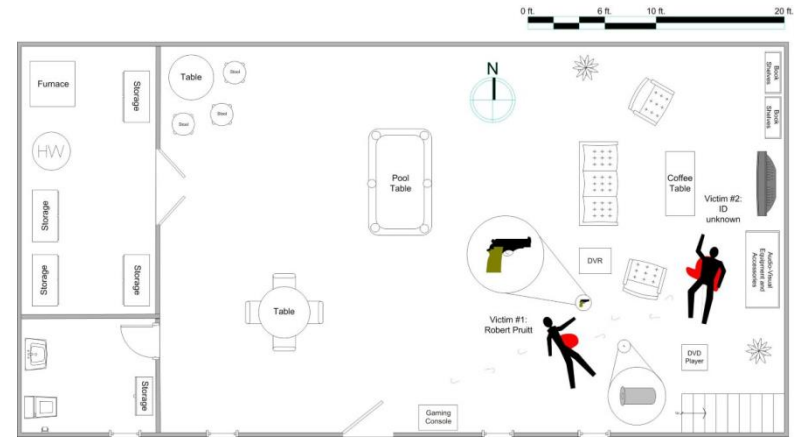


Report

Write a description of the scene using, in it, the pictures you took;

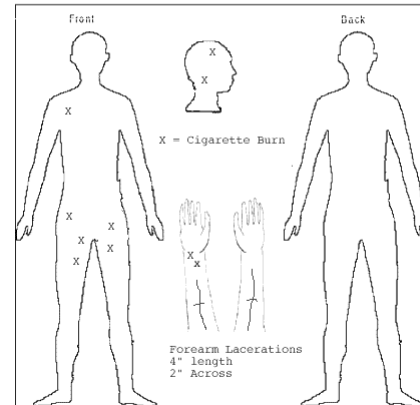
Do not forget to indicate all evidences (where you took, where you put);

Hand over the report and evidences to forensic or store them.

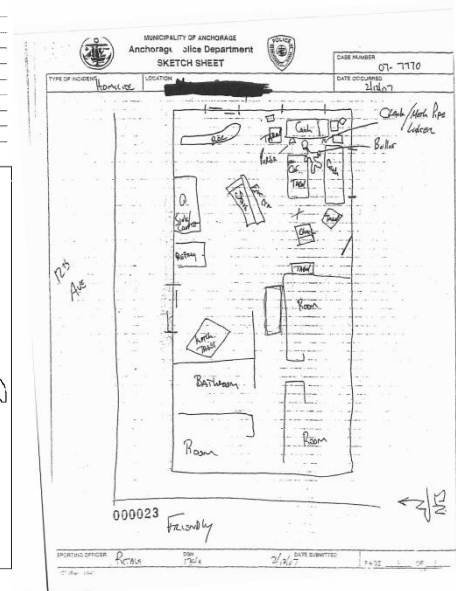


Yoknapatawpha County Coroner Departmental Summary

Victim: Purity Marie Knight
Attending Crooner: Dr. J. Johnson
Reference: File #19K 1997
Comments: Victim suffered numerous cuts, burns, and abrasions over a time spanning four weeks before death. Mud and water entered the makeshift coffin post-mortem and did not contribute to the death. Toxicology reports were negative. Death caused by malnutrition and exposure to extreme elements.



Page 4



Whoever kills a soul... it is as if he had slain mankind entirely. And whoever saves one, it is as if he had saved mankind entirely.

Question?

Final exercise

Participants will be splitted groups.

They will have a crime scene.

Tasks: freeze the scene; take pics; recover all evidences; draw a schetch.

Needs: Camera, 2 cartridge shells, one stub, one gun, bags (paper and plastic), cotton sticks, one water colour, one fingerprint magnetic brush and powder, numbers.

The story

On 14 mt boat, inside the galley, 2 men are arguing while they are drinking some alcohol (bottle and glasses). Suddenly they stand up and one gives a punch on the nose to the other (blood traces). This one, takes the gun and shoot twice (cartiridge shells) to the other that fall down death (big blood trace). When the coast guard intercepts the boat, the killer hides the gun but he has no time to clean all traces.

Videos

<https://www.youtube.com/watch?v=t3ppAEvI2kl>

<https://www.youtube.com/watch?v=OkYig55VnQk>

<https://www.youtube.com/watch?v=7inRFGiKOss>

Final exercise (crime scene)



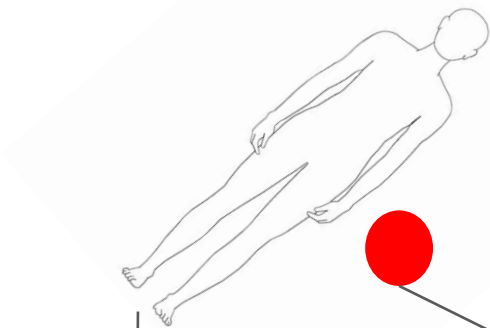
Hidden gun



5 suspects



2 Shells



Death body



Blood

2 glasses and one bottle on a table