

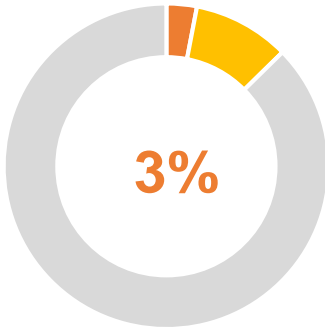
Italy – EU Relocation Dashboard

October 2015 - September 2016

The charts below are based on figures of the Italian Ministry of Interior and the European Commission. All figures are provisional and subject to change. Data includes sea arrivals to Italy from January 2016 to August 2016 and UNHCR estimates on arrivals as of 27 September 2016. Sources: EC sixth_report_on_relocation_and_resettlement_annex_2_en, and European Agenda on migration – Legislative documents

Key Figures

Oct 2015 – 27 Sep 2016



1,196 persons relocated

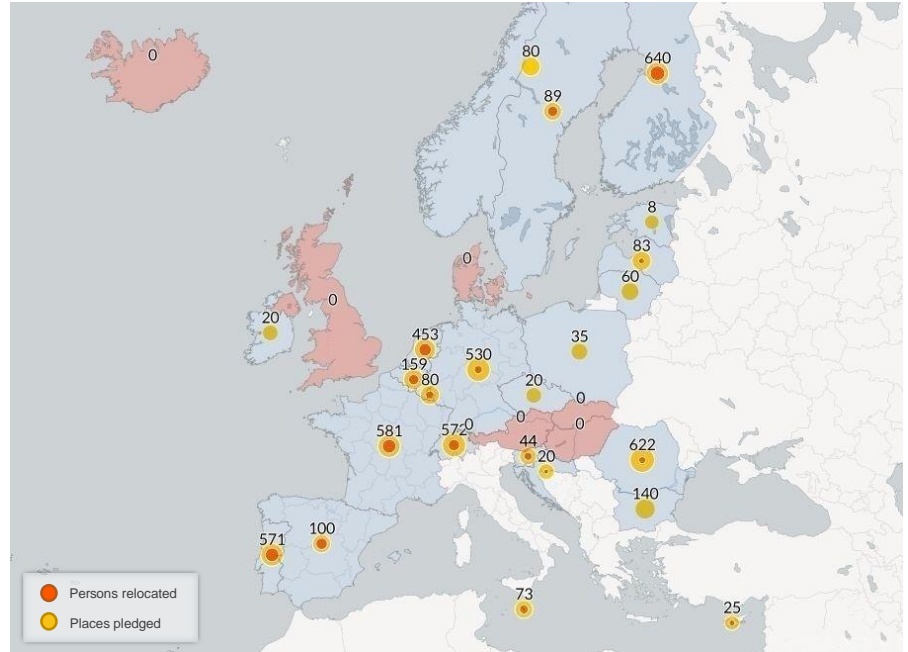
3,809 places pledged

39,600 target

As of 27 Sep 2016

Receiving and pledging countries¹

Oct 2015 – 27 Sep 2016

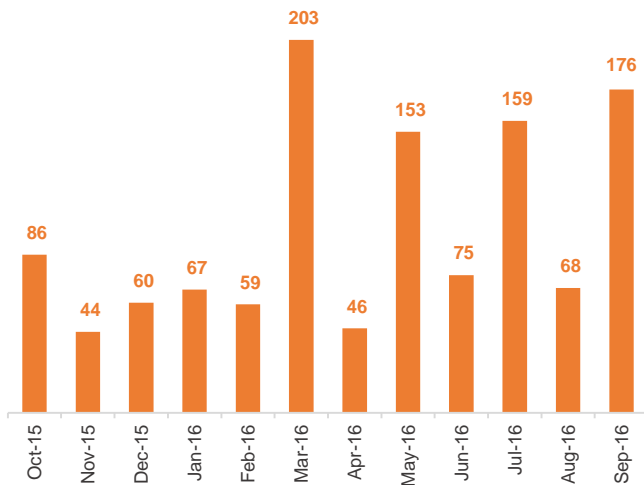


¹Numbers included in the map refer to the sum of persons relocated and places pledged as of 27 September 2016

Over 20,000 potential relocation candidates arrived to Italy by sea since the adoption of the September 2015 EU Council decisions on relocation. However, the number of relocation transfers and pledges remains low, compared to the potential applicants. Furthermore, more people are staying in Italy than in previous years, also due to increased border controls in the northern areas.

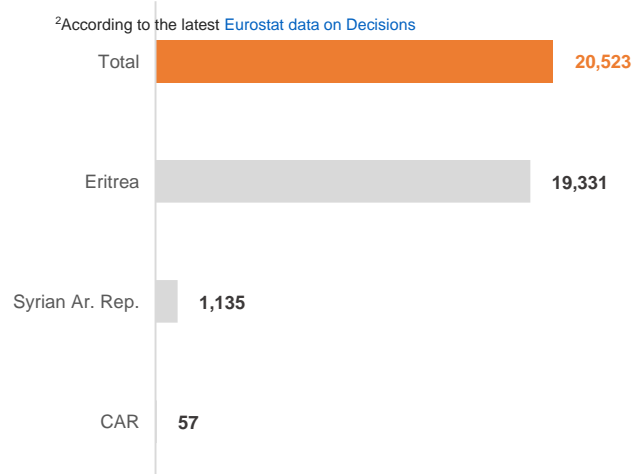
Total relocations per month

Oct 2015 - 27 Sep 2016



Potential relocation applicants by nationality

Oct 2015 - 27 Sep 2016²



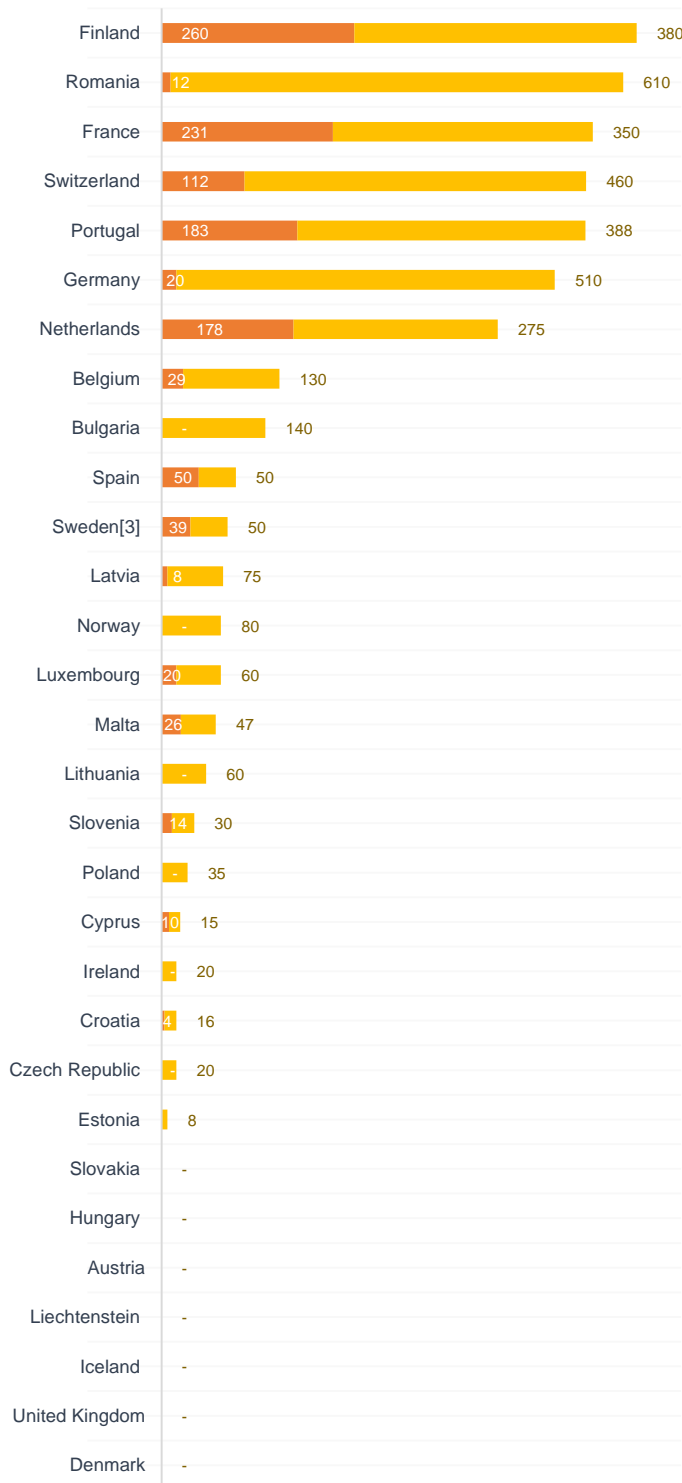
²According to the latest Eurostat data on Decisions

Since September 2015, 1,196 asylum-seekers (3% of the 39,600 target) were relocated from Italy to 16 European countries. While some participating States have showed greater commitment towards relocation, the number of pledges made available continues to be inadequate and implementation remains slow and challenging. UNHCR calls on States to increase pledges, including for unaccompanied and separated children and to speed up the registration and transfers of candidates. In addition, the eligibility threshold should be lowered to include nationalities to benefit from the relocation scheme. Effective relocation is crucial to increasing solidarity and responsibility sharing in Europe, and ensuring the better management of movements, including helping to address irregular secondary movement and reliance on smuggler networks.

Number of people relocated and pledges by European States

Oct 2015 - 27 Sep 2016

■ Relocated ■ Pledged



Overall progress on relocation by European States

Oct 2015 - 27 Sep 2016

■ Relocated ■ Pledged ■ Final target

