



House of Commons  
Home Affairs Committee

---

**The work of the UK  
Border Agency  
(April–July 2011)**

---

**Fifteenth Report of Session 2010–12**

***Volume II***

*Oral and written evidence*

*Ordered by the House of Commons  
to be printed 1 November 2011*

**HC 1497-II**  
Published on 7 November 2011  
by authority of the House of Commons  
London: The Stationery Office Limited  
£30.00

## The Home Affairs Committee

The Home Affairs Committee is appointed by the House of Commons to examine the expenditure, administration, and policy of the Home Office and its associated public bodies.

### Current membership

Rt Hon Keith Vaz MP (*Labour, Leicester East*) (Chair)  
Nicola Blackwood MP (*Conservative, Oxford West and Abingdon*)  
James Clappison MP (*Conservative, Hertsmere*)  
Michael Ellis MP (*Conservative, Northampton North*)  
Lorraine Fullbrook MP (*Conservative, South Ribble*)  
Dr Julian Huppert MP (*Liberal Democrat, Cambridge*)  
Steve McCabe MP (*Labour, Birmingham Selly Oak*)  
Rt Hon Alun Michael MP (*Labour & Co-operative, Cardiff South and Penarth*)  
Bridget Phillipson MP (*Labour, Houghton and Sunderland South*)  
Mark Reckless MP (*Conservative, Rochester and Strood*)  
Mr David Winnick MP (*Labour, Walsall North*)

The following members were also members of the committee during the parliament.

Mr Aidan Burley MP (*Conservative, Cannock Chase*)  
Mary Macleod MP (*Conservative, Brentford and Isleworth*)

### Powers

The Committee is one of the departmental select committees, the powers of which are set out in House of Commons Standing Orders, principally in SO No 152. These are available on the Internet via [www.parliament.uk](http://www.parliament.uk).

### Publication

The Reports and evidence of the Committee are published by The Stationery Office by Order of the House. All publications of the Committee (including press notices) are on the Internet at [www.parliament.uk/homeaffairscom](http://www.parliament.uk/homeaffairscom).

### Committee staff

The current staff of the Committee are Tom Healey (Clerk), Joanna Dodd (Second Clerk), Sarah Petit (Committee Specialist), Eleanor Scarnell (Inquiry Manager), Darren Hackett (Senior Committee Assistant), Sheryl Dinsdale (Committee Assistant), Victoria Butt (Committee Assistant), John Graddon (Committee Support Officer) and Alex Paterson (Select Committee Media Officer).

### Contacts

All correspondence should be addressed to the Clerk of the Home Affairs Committee, House of Commons, 7 Millbank, London SW1P 3JA. The telephone number for general enquiries is 020 7219 3276; the Committee's email address is [homeaffcom@parliament.uk](mailto:homeaffcom@parliament.uk).

# Witnesses

---

Tuesday 13 September 2011

Jonathan Sedgwick, Acting Chief Executive, UK Border Agency

Ev 1

## List of printed written evidence

---

1	Correspondence from UK Border Agency to the Chair of the Committee	Ev 12, 15, 409, 418
2	Correspondence from UK Border Agency to David Winnick MP	Ev 13
3	Correspondence from UK Border Agency to Michael Ellis MP	Ev 13
4	Correspondence from UK Border Agency to Dr Julian Huppert MP	Ev 13
5	Correspondence from UK Border Agency to Rt Hon Alun Michael MP	Ev 14
6	Correspondence from the Minister for Immigration, Home Office	Ev 14
7	Statistics from House of Commons Library	Ev 405
8	Positive Action for Refugees and Asylum Seekers	Ev 409
9	Correspondence from Home Secretary, Home Office	Ev 418

# List of Reports from the Committee during the current Parliament

---

The reference number of the Government's response to each Report is printed in brackets after the HC printing number.

## Session 2010–12

First Report	Immigration Cap	HC 361
Second Report	Policing: Police and Crime Commissioners	HC 511
Third Report	Firearms Control	HC 447
Fourth Report	The work of the UK Border Agency	HC 587
Fifth Report	Police use of Tasers	HC 646
Sixth Report	Police Finances	HC 695
Seventh Report	Student Visas	HC 773
Eighth Report	Forced marriage	HC 880
Ninth Report	The work of the UK Border Agency (November 2010-March 2011)	HC 929
Tenth Report	Implications for the Justice and Home Affairs area of the accession of Turkey to the European Union	HC 789
Eleventh Report	Student Visas – follow up	HC 1445
Twelfth Report	Home Office – Work of the Permanent Secretary	HC 928
Thirteenth Report	Unauthorised tapping into or hacking of mobile communications	HC 907
Fourteenth Report	New Landscape of Policing	HC 939

# Oral evidence

---

## Taken before the Home Affairs Committee

on Tuesday 13 September 2011

Members present:

Keith Vaz (Chair)

Nicola Blackwood  
Michael Ellis  
Lorraine Fullbrook  
Dr Julian Huppert  
Steve McCabe

Alun Michael  
Bridget Phillipson  
Mark Reckless  
Mr David Winnick

---

### Examination of Witness

*Witness:* **Jonathan Sedgwick**, Acting Chief Executive, UK Border Agency, gave evidence.

**Q1 Chair:** Mr Sedgwick, good morning. Thank you very much for coming. I am sorry we are a little bit late, but we are most grateful to you for coming in, and I think you have been away on annual leave and you have come straight back.

**Jonathan Sedgwick:** I have.

**Chair:** We are most grateful. Can I just begin by just explaining the way in which the Committee wishes to scrutinise the work of the UKBA? As you know, we produce a report three times a year, based on the last four months of the UKBA's work, hence my letter to you. Thank you for the additional information provided in your last letter. The reason why I wrote to you again was because we don't believe it is helpful when we ask questions of fact of the head of the UK Border Agency when we are referred to websites. It is equivalent to referring the Committee to textbooks. An example of how to answer questions of this Committee is the evidence of the Home Secretary last Thursday, when Mr Ellis asked her a specific question about foreign national prisoners and got specific answers. So in future, when we write to you, we would like those specific answers rather than a reference to a website. Is that clear?

**Jonathan Sedgwick:** Of course.

**Chair:** Thank you.

**Jonathan Sedgwick:** I should just say that our intention was very much to provide more and better information, and clearly we did not get the kind of process for that quite right. I understand you are meeting Helen Ghosh shortly, just to discuss precisely how we will finalise and present information to the Committee.

**Q2 Chair:** There is no need to have a private meeting with her about this. I made it very clear: the Committee has a longstanding arrangement that the head of the UK Border Agency answers our questions. We have given you the topics and that is the way we want it. It is helpful to have the letter from the Minister about how he thinks we should do it but, at the end of the day, this is Parliament's call and this is the best way in which we feel we can assist the public and Parliament. If we get specific answers to the questions that we put forward, and provided we fit into that time scale, we will be able to produce timely

reports for Parliament and therefore monitor your work, okay?

**Jonathan Sedgwick:** We very much want to support and enable you to scrutinise us in that way.

**Q3 Chair:** Excellent. An excellent example is your last but one letter to us, which was a huge improvement on Lin Homer's letter, which we found pretty indigestible; your last letter, before the one you have just sent us, the one you sent us in March, had graphs, pie charts and answers to specific questions. That is the way we like it. Thank you.

Can I start with a question from your annual report, and the fact that you spent £7 million writing off bad debts, including £50,000 where the agency had made administrative errors? Why have you written off such a huge amount of money?

**Jonathan Sedgwick:** The debts fall into a number of different categories, but essentially we had to write off a number of debts arising from the imposition of civil penalties. As you know, the civil penalty regime for illegal working was a new regime that we introduced around three years ago, and in the early stages of introducing those penalties, we were not good enough at collecting the debt. We have now very much turned that picture around. We are much better at collecting debt. We probably impose slightly fewer penalties. We have a much better record of collecting them, and the Minister is very much ensuring that we take more steps towards prosecuting people who are repeat offenders, for example. So I think we are now in a much better position. The cash collection has gone up year-on-year, £6.9 million in 2010–11.

**Q4 Chair:** In terms of percentage—this is why a letter with lots of answers would have been more helpful—what percentage of the penalties are you collecting?

**Jonathan Sedgwick:** I don't have that precise figure, but it will be rising to be above 50%, but I can provide that information to you.

**Chair:** So one in two of the penalties we impose, we do not collect?

**Jonathan Sedgwick:** We may be in the process of collecting those.

**Chair:** But we just have not collected them?

13 September 2011 Jonathan Sedgwick

**Jonathan Sedgwick:** But we may not have collected them all yet.

**Q5 Chair:** In respect of your report as well, £14.2 million was paid on compensation cases last year; £8.5 million of that £14.2 million went on legal fees. That is a very large amount of money paid directly to lawyers, isn't it?

**Jonathan Sedgwick:** It is. On the other hand we, as you would expect, are subject to enormous amounts of litigation and judicial review challenge. We think that it is right, in the interests of public protection, that we take robust and proper decisions, that we defend our decisions before the courts, and we have a number of very high-profile, very difficult decisions to take, particularly in relation to the detention of foreign national prisoners.

**Q6 Chair:** But maybe you should look to your own legal advisors if they are giving you this kind of advice, which means you have to pay £14 million in compensation and you are challenged in the courts quite considerably. I think the last figures are you have been challenged 200 times in the courts. Is that right? Do you know how many times you were challenged in the courts last year?

**Jonathan Sedgwick:** Is that in relation to judicial reviews?

**Chair:** Yes.

**Jonathan Sedgwick:** I am sure it is more than that; and again, I can provide that figure precisely for you.

**Q7 Michael Ellis:** Just on the subject of times that the UKBA have been taken to court, do you know on how many occasions appeals against decisions of the Border Agency have been successful?

**Jonathan Sedgwick:** Our latest figures have us winning around 44% of appeals and losing around 41%, the number withdrawn.

**Chair:** I think the figure was 102 people defeated the Home Secretary in the courts in 2010 on family rights grounds. I think the point we are making is that it is an awful lot of money to pay out to the lawyers on the other side. Perhaps if we had better legal advice on our side—or your side, as the case may be—you would get better decisions.

**Q8 Mark Reckless:** Mr Sedgwick, you say in your response that the issue here is PBS or Points Based System, I assume. You are saying that in 63% of those appeals, I think, you were unsuccessful. That was due to submission of new evidence at an appeal.

**Jonathan Sedgwick:** That is right.

**Mark Reckless:** I understood that there had been some statutory changes to prevent new evidence—

**Jonathan Sedgwick:** That is correct.

**Mark Reckless:** coming in at appeal. Can we therefore look forward to a huge improvement in your appeal ratio?

**Jonathan Sedgwick:** I think you can. We made the change, I think, in April, and we are already seeing a big improvement in our win rate in relation to PBS appeal cases. We have very significantly restricted the further evidence that can be put before a court that is

new that was not considered at the time, so I think that will lead to a big improvement in our numbers.

**Q9 Mark Reckless:** Is there any danger that that might be overturned through other legal action, be it on the grounds of right to a family life or procedural decisions by the court, or do you think those new provisions are secure?

**Jonathan Sedgwick:** As I say, we have restricted new evidence, not completely prevented it. Obviously, it wouldn't be appropriate or probably possible to stop the court considering human rights issues that might arise in a case, but where it very much relates to the application and the information that people are required to produce at the time of the application, that kind of information is now much more restricted.

**Q10 Chair:** The final figure from me on your annual report is that you spent £4 million on overpayments to staff and asylum claimants last year—£4 million in overpayments.

**Jonathan Sedgwick:** That is obviously very much a matter of regret. In relation to support to asylum seekers, that number has very dramatically come down. It was much lower last year than the year before, and it was much lower towards the end of the year. We very dramatically reduced the amount of bad payment to asylum seekers for support.

**Q11 Chair:** But still, that is in your own figures. If you add the £7 million and the £14 million—my maths is not perfect—that is £21 million, plus the £4 million is £25 million for either bad debts, compensation given against you or overpayments. Yet 65% of UKBA's staff received a bonus in 2010–11, and eight out of the 14 senior staff, including yourself, received a bonus between £5,000 and £10,000. How can that be justified when so much public money has been wasted?

**Jonathan Sedgwick:** We have taken real steps to tackle the issue of overpayments, either to staff or in relation to asylum support. We have made a huge amount of progress in relation to that. Obviously, no overpayment is justified and we would regret any overpayment, but we are dealing with a budget of something over £2 billion a year, and inevitably there may be mistakes that need to be corrected and where lessons need to be learned, so we try very hard to learn lessons; we try very hard to improve our processes. I think, in relation to asylum support, we have solved what was quite a systemic problem.

**Q12 Chair:** Yes, but I think what worries the Committee is that nobody appears to lose their job as a result of these overpayments. They just appear to be given bonuses, the senior management. Senior management has not changed, apart from Mrs Homer being promoted.

**Jonathan Sedgwick:** The arrangements for senior civil servants' bonuses and appraisals, and so on, are clear and set out by the Cabinet Office. As you know, the arrangements for bonuses have been very much restricted and reduced in relation to this year. There are proper procedures in place to assess the performance of individual staff, to ensure that staff

---

13 September 2011 Jonathan Sedgwick

---

meet their objectives, and to assess bonuses in relation to whether those objectives have been met or not.

**Q13 Alun Michael:** I find that quite incredible, to be honest. The problem with all this is that we are told that things are going to be done; we are told that there are targets. We are then told that they have been met. Can I just take you to the issue of legacy cases? We were told that these were going to be cleared up by this summer, so they should be all cleared up by now. I have been trying to get clarity on the cases that I have been dealing with from my constituency offices. What I find is that they are not any longer classified as “legacy cases”. They have been transferred to something called a Case Assurance and Audit Unit (CAAU), which means they don’t have to be classified as legacy cases. The system that you operate doesn’t make any sense, does it?

**Jonathan Sedgwick:** It is not the case that cases that have been transferred to the Case Assurance and Audit Unit are no longer legacy cases. The CAAU is now responsible for the very small number of cases that have been reviewed and where the decision has been taken—

**Q14 Alun Michael:** Why is it that most MPs seem to find that, although there are an extremely small number of cases, we all have them? I mean, this is nonsense.

**Jonathan Sedgwick:** I think in—

**Q15 Chair:** Just to be clear, Mr Sedgwick, in answer to Mr Michael, we are talking about 23,000 cases. Is that the small number you are referring to?

**Jonathan Sedgwick:** The 23,000 cases were the cases that the CAAU started with. That number has already reduced, and it is now responsible for 18,000 cases.

**Q16 Chair:** This is your letter of 12 September to the Committee, but Mr Michael’s point is 23,000 cases, of which you have granted the right to stay to 3,000 people.

**Jonathan Sedgwick:** That is because we had a number of cases where late representations had come in, right at the end of the process. We reviewed those. A number of them were granted and a number of those cases have been refused.

**Q17 Chair:** The answer to Mr Michael is that the legacy cases are still 18,000; you have just changed the name, but these are still our old legacy cases, are they?

**Jonathan Sedgwick:** There are 18,000 cases which have been decided and we always said that the legacy programme was about deciding the old cases and we—

**Q18 Alun Michael:** Mr Sedgwick, can I take you to the—

**Jonathan Sedgwick:** Can I just make one more point?

**Alun Michael:** Can I cut to the chase? This was all supposed to be dealt with by this summer. Those cases that have been transferred the Case Assurance and Audit Unit are legacy cases that have not been completed, are they not?

**Jonathan Sedgwick:** They have been decided and we are trying to remove them but, as the Committee knows, there are barriers to removal. There is documentation—

**Q19 Alun Michael:** They have not been dealt with. They have not been completed.

**Jonathan Sedgwick:** We never pledged—

**Chair:** Mr Sedgwick, order, just for one second, so the Hansard writer can get this down clearly. What Mr Michael has said is that the legacy cases have now been transferred to the unit and there are still 18,000 cases in that unit.

**Jonathan Sedgwick:** There are 18,000 cases that have been decided. Our commitment was to decide the cases. We have decided all those cases. There are 18,000 cases where removal action—

**Q20 Chair:** So there is no backlog at all?

**Jonathan Sedgwick:** There are 18,000 cases where removal has still to be completed. Removal takes some time. There are documentation issues and there are legal challenges. Those 18,000 cases we are proceeding to try to remove. So therefore, you will see that number of removals going up over a period.

**Q21 Alun Michael:** Can I cut to the core question, the legacy cases, which your target was to have completely dealt with by this summer—dealt with to our satisfaction, I suggest?

**Jonathan Sedgwick:** It was to decide the cases.

**Alun Michael:** They still have not been dealt with, have they?

**Jonathan Sedgwick:** No, no, but all the cases, every single case has had a decision, and—

**Alun Michael:** Yes, but it has not been dealt with.

**Jonathan Sedgwick:** A small number of cases have had the decision and are awaiting removal, but there are legal challenges of them to us as we attempt to remove them, but we have to work our way we through those legal barriers.

**Q22 Chair:** Let us be clear. You still have 18,000 cases. You may have decided it in your mind, but there are still cases where the applicants have not been informed and people have not been removed.

**Jonathan Sedgwick:** No, they have all been informed. If—

**Q23 Chair:** So why are they still classified as cases then?

**Alun Michael:** You can’t get answers on them, no.

**Jonathan Sedgwick:** If any Member of the Committee has a case that they believe has not had a decision, I would very happily look at that.

**Chair:** Well, that is very helpful. Sorry, I am just trying to get to—

**Jonathan Sedgwick:** I think it may be Mr Ellis who referred a number of cases to us.

**Q24 Chair:** This is why it is so important that you don’t refer us to websites but answer the questions we put in letters to make these sessions so much easier.

Let us go back to these 18,000 cases. There are physically 18,000 cases on somebody's desk or in somebody's filing cabinet?

**Jonathan Sedgwick:** They are cases that are being actively worked towards removal.

**Chair:** No, I understand that.

**Jonathan Sedgwick:** The individuals have had a decision.

**Chair:** I understand that, but you are still dealing with 18,000 cases, even though—

**Jonathan Sedgwick:** We are attempting to remove the individuals. Sadly when the Border Agency decides that someone has no longer a right to be here and needs to be removed, that does not mean that they automatically immediately leave the country. There is then a process to—

**Q25 Chair:** Exactly, so there are still 18,000 cases that are still on somebody's desk. They are not put away as marked closed.

**Jonathan Sedgwick:** They are not put away as marked closed.

**Chair:** Exactly.

**Jonathan Sedgwick:** They are being case worked but, just let me be clear: our commitment was always to decide the cases. We never made a promise that we could remove every single one of those by this summer, whom we have decided to remove. That process was always going to take longer.

**Q26 Chair:** I think that is probably a misunderstanding. We assumed, when you said that the backlog of legacy cases had been completed, that that is what it meant. That they were finished, closed, dead as a parrot, but that is not the case, is it?

**Jonathan Sedgwick:** Sorry, at the risk of repeating myself, it does take some time to remove individuals. There are legal challenges to work through.

**Q27 Dr Huppert:** I just find it very hard to square what you are saying with the experience I have with my constituents. Now, it is possible things have moved on in the last week, but a week, week and a half ago I had two constituents who came to see me saying they were still waiting for a decision and would love to hear something. We contacted the Immigration Minister; we contacted UKBA and were told there is still no decision. Now, it is possible that they happen to have happened in the last week and that magically they have all been resolved since I last spoke to UKBA, but I have not had anything to say that they have done. I simply cannot understand how you can say all the decisions have happened, but I—and I believe others—have constituents who would like to get a decision.

**Jonathan Sedgwick:** I would be very happy personally to look at those cases and then to write very quickly to the Committee about them. I think in relation to Mr Ellis cases, he has raised a number of cases with Ministers last week, and we did look at those cases and we were able to show that every legacy case had in fact been decided and had a decision. A number of the cases were in fact not legacy cases; they were from the new asylum model, in the work-in-progress in relation to the new asylum

model. I think a couple of the cases were in what we call "the controlled archive", that is to say people we have checked, and very helpfully your intervention meant that those people have now come to light and we can now begin to deal with them, but these were people whom we had taken every step—

**Q28 Michael Ellis:** If I may, just in response to that, Mr Sedgwick, because you are referring to some of the casework that I have sent the UK Border Agency last week. There are obviously different categories of cases that you are referring to, but you are saying, as far as all the category of cases that were known as legacies, the decisions have been made and the parties have been duly notified. However, if they have not been removed, or otherwise dealt with, that is because of circumstances outside of the UKBA's control?

**Jonathan Sedgwick:** Yes, we are taking steps to remove them, but obviously the removal process takes time. There are legal challenges.

**Michael Ellis:** You have, you say, heard in respect of some of the cases that I brought to your attention last week, there are some that were new to you, in terms of you had not realised that they were—

**Jonathan Sedgwick:** I think there were two cases that were in our controlled archive. That is to say these were people who may have moved three or four times or may have absconded. However, where we had checked every single database that we could possibly and reasonably check to trace those individuals, and where we have done that consistently for six months—as I think I have previously said to the Committee—we put those cases into controlled archive. We continue to check those, and if people do come to light, and it may well be that MPs will continue to have in their surgeries individuals who are in the controlled archive, and we very much welcome you bringing those cases to our attention, because we can then deal with them.

**Michael Ellis:** Thank you, Mr Sedgwick.

**Q29 Bridget Phillipson:** On a number of occasions, Members have raised the issue of communication between the UK Border Agency and MPs. In one legacy case that I was dealing with—obviously, it was a case where it was sent to you—I received nothing back, other than an initial acknowledgement. The office then obviously after a set period of time will chase it. We chased it, only to be told that the constituent had been granted leave to remain. Is there any system in place to make sure that MPs are informed, one way or the other, because otherwise we all waste our time chasing up cases where constituents have already been told of the decision? It just so happened that the constituent a week before had been in touch and said he was going to come to the surgery because he hadn't received a decision. When he didn't appear at the constituency surgery, we chased it, only to be told, "Oh, that is because he has been granted leave to remain." It just wastes everyone's time.

**Jonathan Sedgwick:** Yes. No, I am very sorry in that case if your time was wasted. I think, certainly in relation to our performance in answering your letters and your emails, I think our performance is very much improving, but—



13 September 2011 Jonathan Sedgwick

**Q30 Chair:** Again, when we wrote and asked you about this, you referred us to another website, the Cabinet Office website, which was not very helpful. But I think what Ms Phillipson is asking for is what we asked for three years ago. When you write to a constituent and tell them that they have been granted indefinite leave or given them the decision, it would be extremely helpful if you copied that to Members of Parliament, whose name you have on the file, so we can then close our files. What she says is she doesn't then have to chase it up and write you another letter. That is all that is being asked. It is not a difficult thing to do, is it?

**Jonathan Sedgwick:** That seems a very reasonable request.

**Chair:** Thank you.

**Lorraine Fullbrook:** I am hearing everybody's distress stories, but I have to say I had a legacy case where a decision was made and the gentleman concerned has brought six legal challenges to the decision to remove him, and at every stage the UK Border Agency have informed me of what was going on. So I seem to be one of the lucky ones.

**Chair:** You have been extraordinarily lucky, Mrs Fullbrook, and we are all going to move to South Ribble.

**Q31 Alun Michael:** Yes, I just want to be clear about this, Mr Sedgwick. You are saying that you will write to us. I ask this because I would like to depend on your assurance, but have had to write to the Minister, due to the failures of being able to get answers on legacy cases from your organisation. Are you now giving us a promise to write to MPs when we ask for information?

**Jonathan Sedgwick:** We will certainly do our very best in relation to that.

**Alun Michael:** Oh, it is a maybe then.

**Chair:** I think we would like you to do this.

**Jonathan Sedgwick:** Yes.

**Chair:** You mean, when Mr Michael or any other Members of Parliament write to you, you will do your very best to reply?

**Jonathan Sedgwick:** We will reply.

**Chair:** Thank you.

**Jonathan Sedgwick:** We reply to 88% of the letters that you send to us in the time targets that have been set for us by the Cabinet Office.

**Q32 Steve McCabe:** I have to say my experience is, when I write either to you or to the Minister, I do get a reply but it is from someone else at a regional centre and it is usually no more than a holding reply, so if we are going to see a change that would be fantastic. Let me ask you about something slightly different, although it follows the same issue about how you perform. You will know that John Vine, the Chief Inspector, said in his report that he was concerned about the question of curtailment and enforcement, this situation where migrants cease to work but are allowed to remain here, and he referred specifically to 150 cases where he felt there should be some curtailment action. You said in your letter of 24 August that those cases had now been resolved, but what you didn't say was what had happened. So I

wonder if you could just tell us, of the 150 cases that the Chief Inspector thought required curtailment, how many did result in curtailment and how many resulted in some other course of action.

**Jonathan Sedgwick:** I am afraid I don't have that information in relation to those precise 150. That was a snapshot on a single day. We have something like—

**Q33 Steve McCabe:** So you were referring to them in your letter, weren't you, on 24 August, so you presumably could write and tell the Committee what happened to each of the 150 cases? We had to know that to have answered your letter.

**Jonathan Sedgwick:** We know that the cases have been dealt with. They are no longer sitting waiting to be actioned. We—

**Q34 Steve McCabe:** Yes, but I am sorry, Mr Sedgwick, I don't mean to be rude and interrupt you but, just as we were trying to clarify earlier, you saying that you know the cases have been dealt with is not the same as us knowing what has happened. So what I am trying to establish is—this was a concern of the Chief Inspector—what happened to the 150 cases? Were these people allowed to remain in this country without any further action or was something done about them? That is what I am trying to establish.

**Jonathan Sedgwick:** Those whose leave should have been curtailed have been curtailed. I am afraid I don't have the number of those. Those whose leave should have been curtailed have had that curtailed. If I can perhaps point to the other figure that I gave you in the letter which is intended to be more helpful, because it is a more comprehensive figure, it is to say that since the Chief Inspector's report 9,000 notifications of changes have come to our attention and we have dealt with those. Over 2,000 have been curtailed and passed to local immigration teams for enforcement or removal action. So what the Chief Inspector picked up was a particular snapshot on a particular day. We get around 300 notifications a week. We process those and deal with them and it may be a notification of no more than that someone's salary has changed, for example, or the location of the place of work has changed. That is obviously not a reason to curtail someone's leave, but it does mean if, for example, their salary has changed to such an extent that they would no longer qualify as a tier 2 skilled migrant then obviously in that case we would look to curtail their leave.

**Q35 Steve McCabe:** Unless you tell us what has happened to this snapshot of 150, there is no way of judging whether this is a minor technical issue, salary change or change of work location or whether this is someone living in this country under fraudulent reasons. Therefore, as a Committee, we have no way of knowing whether or not your performance is improving or deteriorating. So it is reasonable to ask for the detail in order to make the judgement, isn't it?

**Jonathan Sedgwick:** It is, but my submission would be that the global figure of 9,000 and 2,000 is probably a more helpful figure, because that represents the more representative sample over a long period, that is—

**Q36 Steve McCabe:** If you want to tell me to 9,000 as opposed to 150, I am delighted to have that information, of course.

**Jonathan Sedgwick:** Yes. That is what I am telling you and, of those, 2,000 have now been passed to local immigration teams for enforcement action.

**Chair:** Very helpful.

**Q37 Dr Huppert:** You were talking about your role at looking at changes of jobs. One case that has recently come my way is of a Government economist who has been working for one of the Departments of the Government for seven years now, during that time has also done some work for other Government Departments. Her visa is now due for renewal and UKBA has just refused it, because working with another Government Department broke the terms of the original visa. Do you think that somebody working for the Treasury rather than DWP is trying to evade detection, or are they trying to do Government priority work?

**Jonathan Sedgwick:** It sounds to me, if that is the case, I should have a personal look at it; forgive me, perhaps I will not be drawn into the rights and wrongs of that at this moment, but I will look at it, yes.

**Q38 Bridget Phillipson:** You have told us that there have been four national operations looking at tier 2 sponsors since the start of this year. Could you tell us how many violations that you have found as a result and what kinds of penalties have been imposed?

**Jonathan Sedgwick:** We have completed two of them, of those operations, and will have completed the other two by the end of the year. They have been very extensive and the two that we have completed have in fact resulted in over 200 visits to particular employers. As a result of that, we have suspended 28 employers and we have downgraded a further 24, which prevent them from recruiting anyone further. In fact, they are given time to get their houses in order, and either they will, in which case they will be reinstated, or they will not, in which case they, too, will be suspended and the process, which will result in them no longer being able to sponsor people, will be proceeded with in their cases.

**Bridget Phillipson:** Thank you.

**Q39 Mr Winnick:** Just first on correspondence, why are we asked to provide evidence of the person who has been refused entry abroad? The sponsor writes to us, that is our constituent. We are going to be taking it up. We don't take it up for the sake of it. We don't go around the streets asking, "Any cases for UKBA?" So we are written to. Surely, that is sufficient evidence of the person who has been refused, so what is the justification for making our life that much more difficult?

**Jonathan Sedgwick:** You mean for asking you, to be clear, that you have the—

**Mr Winnick:** That the person himself or herself, as the case may be, abroad wants us to take it up.

**Jonathan Sedgwick:** Well, I mean—

**Mr Winnick:** I did write to you, but never received a reply.

**Jonathan Sedgwick:** To quote an extreme example, and I appreciate it is obviously thankfully relatively rare, but you can have cases, for example, of forced marriage where an individual may be the victim of someone trying to bring them here against their will, so I think it is important that—

**Q40 Chair:** Sorry, Mr Sedgwick, is this happening routinely to Mr Winnick; it does not happen to me. If a person comes to his constituency or the constituency of any MP and asks them to write a letter on behalf of someone refused abroad, there is no further authority that is required, surely?

**Jonathan Sedgwick:** I believe that it will depend on the information that you are asking for, and—

**Q41 Mr Winnick:** The Data Protection Act was quoted. The point is, Mr Sedgwick, I was told this by one of your officials in a letter. I wrote to you asking why was this so and explaining that there didn't seem to be any justification. Some six weeks later, I get a reply from one of your people. I asked you in your letter if you yourself would reply to me and do so promptly. Nothing of the kind occurred. I don't consider that particularly efficient, no matter how many letters your organisation receives from Members of Parliament.

**Jonathan Sedgwick:** I am afraid I can't but agree with that.

**Mr Winnick:** Would you look into it and let me know, and copy to the Chair, this week?

**Jonathan Sedgwick:** I will certainly aim to that to do that this week or next week if at all possible.

**Q42 Mr Winnick:** The other question I want to ask you, very quickly—otherwise the Chair will get somewhat annoyed—is on the appeals lodged. Apparently, the organisation was unsuccessful in 41%.

**Jonathan Sedgwick:** Yes.

**Mr Winnick:** That is a pretty high percentage, isn't it, losing cases?

**Jonathan Sedgwick:** It is a high percentage, but on the other hand, as we were just discussing in relation to Mr Reckless' question, a very substantial number of those, for example, are points-based system appeals where new evidence is lodged, and that is something that we think is an abuse of the system and that is why we have changed it, and we will see that number improve as a result of that. I think we have to be realistic about the fact that inevitably we operate in a very litigious area. We are dealing with issues that are very critical to individuals, their rights. Equally, we have a responsibility to protect the public and to take proper decisions, and I think it is inevitable that our decisions will be challenged and scrutinised.

**Q43 Mr Winnick:** I will get a letter from you on the other matter this week?

**Jonathan Sedgwick:** You will.

**Mr Winnick:** Copied to the Chair?

**Jonathan Sedgwick:** You will.

**Mr Winnick:** Thank you very much.

**Q44 Michael Ellis:** Can I move on for a moment to foreign national prisoners? We asked the Home

13 September 2011 Jonathan Sedgwick

Secretary last week about the situation as far as foreign national prisoners are concerned, and I want to ask you about it as well. I understand that some 5,339 foreign national prisoners were deported in 2010–11. Now, I used to appear in court until relatively recently as a barrister in practice and I heard judges pass judgments, which included a sentence of a recommendation of deportation after the conclusion of their sentence. I am interested to know how many of those recommendations for deportation are carried out, and this figure of 5,339, is it all of the foreign nationals who have finished their prison sentences in that timeframe?

**Jonathan Sedgwick:** It is in relation to the number that we removed in 2010–11. That will obviously include people who were sentenced in that year, but it will also include people who were sentenced in previous years, depending on when their sentence ended. So if you will forgive me, it is probably easier to take the number who became time served in 2010–11 and that was 5,138.

**Q45 Michael Ellis:** So just to make sure we understand each other, this is a circumstance where a judge will have passed a sentence of 12 months' imprisonment or more and where they will have concluded that sentence and then be due for deportation?

**Jonathan Sedgwick:** Yes, it will; it will.

**Michael Ellis:** So you say there is 5,100 and something of those?

**Jonathan Sedgwick:** 5,138.

**Q46 Michael Ellis:** How many of those were deported?

**Jonathan Sedgwick:** Of those, we have to date—and obviously we will doubtless remove more—of those removed 3,125, and we have another 1,660 with the removal process under way. There are obviously, as I say, legal challenges in relation to those, and 353 cases were otherwise concluded, so that would be, for example, where a court otherwise—

**Q47 Chair:** What does that mean, “otherwise concluded”?

**Jonathan Sedgwick:** Where we have attempted to remove somebody, the individual has appealed against that deportation and the court has upheld that appeal and told us to allow them to stay.

**Q48 Chair:** So why don't we use the language, “We have not managed to remove them,” rather than, “Otherwise concluded”?

**Jonathan Sedgwick:** The court has told us to grant those individuals—

**Chair:** Yes, fine.

**Q49 Michael Ellis:** So the decision has been reversed as to the initial ruling?

**Jonathan Sedgwick:** Exactly, by another court, yes.

**Michael Ellis:** By another court?

**Jonathan Sedgwick:** Yes.

**Michael Ellis:** So how—

**Q50 Chair:** Let us go through this again, because that is very helpful. You start with 5,138?

**Jonathan Sedgwick:** That is correct.

**Q51 Chair:** What is the next figure?

**Jonathan Sedgwick:** 3,125 removals.

**Chair:** What is that, removed?

**Jonathan Sedgwick:** Removed, left the country, gone.

**Q52 Chair:** Yes, and what is the balance then?

**Jonathan Sedgwick:** That leaves 1,660 where the removal is still in progress.

**Q53 Chair:** So they are still here and they have not been removed.

**Michael Ellis:** After how long?

**Jonathan Sedgwick:** They may well be in detention.

**Chair:** All right. Okay, let us break it down.

**Jonathan Sedgwick:** We deported somebody recently—

**Q54 Chair:** Yes. Sorry, Mr Ellis' question is very helpful. Of the 1,660 how many are in detention and how many are out of detention?

**Jonathan Sedgwick:** I don't have that figure, I am afraid, but I am sure I can provide it to you.

**Q55 Michael Ellis:** Sorry, can I just ask you then, on the 1,660 that have not yet been dealt with, what are the reasons for those categories of people not having been removed?

**Jonathan Sedgwick:** These will be people who are maybe not co-operating with the documentation process. We had a case that we removed recently to Jamaica of an individual who was in our detention for 16 months because he went to such enormous lengths to lie, to abuse the process and so on. We persist, and we seek to return and remove people and we seek to overcome challenges, assist on judicial reviews. People get themselves on aeroplanes and then create an enormous fuss and the captain de-loads them.

**Chair:** Mr Sedgwick, we understand that.

**Q56 Michael Ellis:** I am sure there are people who are very obstructive, there is no doubt about that, and this category will be significant. However, that will not be all 1,660.

**Jonathan Sedgwick:** No.

**Q57 Michael Ellis:** How many are we talking about where they are not being overtly obstructive, but there are some administrative or other reasons why they have not been processed for deportation?

**Jonathan Sedgwick:** I am not sure that it would be possible to give you a precise breakdown. There will be a range of issues in relation to securing documentation; different countries require different levels of proof from us and co-operation from individuals.

**Q58 Michael Ellis:** Are there some countries that are particularly difficult? If we were to look at these 1,660, would we find that many of them are from one country or one or two countries?

---

13 September 2011 Jonathan Sedgwick

---

**Jonathan Sedgwick:** More than one country, but there are some countries that are more difficult than others; for example, Iran requires the individual to go to the embassy in London and request to be returned to Iran.

**Q59 Chair:** Yes. Mr Sedgwick, I don't think we need every country defined, but Mr Ellis has raised a very important point. The Committee would like from you, before the end of the week, a breakdown of the 1,660 by nationality; how many are in detention and how many are not in detention? That is what the Committee would like.

**Jonathan Sedgwick:** We will do our very best.

**Q60 Chair:** Do Ministers not ask you these kinds of questions?

**Jonathan Sedgwick:** Ministers obviously ask us for all kinds of breakdowns, and let me undertake to go away and do my very best to provide you with as much information as we can.

**Q61 Chair:** Excellent. Mr Ellis also elicited some very interesting information from the Home Secretary. Last year, 100 foreign national prisoners were released before they were assessed, 16 were missing and 11 were back in prison after committing new offences, 28 were convicted who should have been considered for deportation. Those are your figures, are they?

**Jonathan Sedgwick:** That is correct.<sup>1</sup>

**Q62 Chair:** Did you give the Home Secretary those figures?

**Jonathan Sedgwick:** Yes, of course.

**Q63 Chair:** Is it not an embarrassment that 100 people were released from prison and had not been properly assessed? Surely, they are in captivity and there is an ability for the Prison Service to talk to the UKBA and you will do the assessment before they come out?

**Jonathan Sedgwick:** No, many of those will be, for example, people who when they are sentenced by the court will in effect be time served, because they will have spent on remand the complete length of their sentence and therefore they will be released immediately by the court and the court has no power to detain them, and we will obviously seek to assess them for deportation as soon as we are able.

**Q64 Chair:** No, we understand that; we understand the process, but the Home Secretary, your boss, said 100 had been released. We don't expect her to come and check everyone. We do expect the UKBA to do it. One hundred were released without being assessed. That is a very large number.

**Jonathan Sedgwick:** They are being assessed but, as I say, many of those had to be released because there was no power to hold them because their sentence had already been spent on remand, and that is—

**Q65 Chair:** But they were not assessed, and 16 are missing and 11 committed offences.

**Jonathan Sedgwick:** Those are obviously all regrettable. They are cases that we are taking seriously and we are assessing them all. In fact, we have already removed 10 of those cases.

**Chair:** What, since then?

**Jonathan Sedgwick:** No, in relation to those two years, we are currently taking deportation action against another 54. So we do deal with those cases. This is a very small number of the total figure. She said—

**Chair:** She never told us all that.

**Q66 Michael Ellis:** It is only a very small number, but this is obviously an important feature.

**Jonathan Sedgwick:** It is; it is.

**Q67 Michael Ellis:** In dealing with these cases, because you say that you could not legally detain them any longer, because their period on remand or their sentence had concluded. However, the Court of Appeal, for example, when it processes appeals to itself from the lower courts, prioritises those shorter sentences and deals with them more quickly, because obviously the time is going to run out before the longer sentences are appealed. For example, if someone receives a sentence of four or five years' imprisonment and they appeal it, it can take many months for their case to come into appeal. If someone receives a sentence of four weeks' imprisonment, their case could be dealt with in a week's time. Do you do the same thing, Mr Sedgwick? Why have we had 100 cases happen in that way? Is it because the time has run out and you have acted expeditiously or is because the time has run out after many months?

**Jonathan Sedgwick:** It is because the time has run out and we have acted expeditiously, I believe. I think the Home Secretary was very clear with you that she doesn't consider this acceptable and she has tasked us in relation to working with the police, in relation to much earlier identification of foreign national prisoners, and—

**Q68 Chair:** It is hardly her fault. This has been on the agenda for four or five years, since Charles Clarke resigned, hence our desire to have a proper update.

**Jonathan Sedgwick:** As she said, it is a regrettable number. It is a number that we must try to improve, but it is a very small number compared with the numbers that we were talking about five or six years ago. I think she made very clear.

**Q69 Steve McCabe:** I am not saying this is not a difficult job, but I am just wondering, given the answers that we have been hearing today, about anyone looking at this evidence. Do you judge your success by some kind of administrative process, so it does not really matter if the person has left the country or not; what matters is a box has been ticked? I am

---

<sup>1</sup> 92 individuals have been convicted for offences and released before deportation could be considered, in the last two financial years. This breaks down as 64 in 2009/10 and 28 in 2010/11 (the Home Secretary mentioned 28 in 2010/11 in her recent evidence session). Of the 92 cases, 16 are not in contact with the UK Border Agency and 17 have been convicted for further offences (11 of which are back in prison). 22 cases have been concluded, including 10 removals. The remaining 54 are being considered for deportation. This information is correct as of 9 August 2011.

---

13 September 2011 Jonathan Sedgwick

---

not being facetious when I say that; I genuinely want to understand is that how you judge a completion?

**Jonathan Sedgwick:** We are in the Border Agency committed to protecting the public, to providing an excellent customer service. We judge our success by things like the number of foreign national prisoners that we manage to remove.

**Q70 Steve McCabe:** So how do you define an excellent customer service? Who is the customer? How do you define an excellent customer service?

**Jonathan Sedgwick:** The customer, in the broadest sense, is the British public, the taxpayer, who pay us to do our job, who expect us to administer the immigration system fairly and properly and expect us to remove those who have no right to be here. There are also people who apply to us as individuals, people who apply for visas from overseas, family members and so on, and they are in a very direct sense a customer because they pay a fee and they expect to get a good and clear service from us.

**Q71 Steve McCabe:** Do you think those who are either listening to this or looking at the transcript of the evidence, those customers, do you think they will agree with you that you are providing an excellent customer service?

**Jonathan Sedgwick:** For example, in relation to overseas visas, we grant well over the number of visas within our target times for our service standards, which are set out very clearly on our website. I hope that they—

**Chair:** These matters—overseas visas and entry clearance—we will come to in the future, but what is the answer to Mr McCabe? Do you think that the taxpayer viewing the proceedings today will feel they get value for money?

**Jonathan Sedgwick:** I am sure the taxpayer will want us to continue to improve the service that we provide, but the fact is that we have removed over 5,000 foreign national prisoners last year. I described some of the very difficult circumstances. We simply don't give up because we think it is so important to protect the public. We will not give up on particular cases, however hard they might be. I don't think that is a tick-box mentality. I think that is a genuine commitment to protecting people.

**Q72 Alun Michael:** Before I go on to my question, I wonder if we could—in addition to the information the Chairman asked for—have a list of the individual countries and what obstacles are placed in the way for deportation?

**Jonathan Sedgwick:** Yes, of course.

**Q73 Alun Michael:** You mentioned one specifically but I think it would be helpful. There is the issue of e-borders and you gave an assurance to the Committee that e-exits would be fully implemented by 2015. Is that still on target?

**Jonathan Sedgwick:** Absolutely.

**Q74 Alun Michael:** That is not the same as an assurance that the whole e-borders programme will be in place by 2015 and you were, as I understand it, reviewing the scope of the e-borders programme by August. Where are you on that?

**Jonathan Sedgwick:** I think e-borders is very much back on track. We have stabilised the existing service, so we pass the contracts to new providers for the—

**Q75 Alun Michael:** Without getting into too much of the detail, because perhaps you can send us a copy of the results of your review, at what point is the whole of the e-borders programme then going to be completed, not just the exits?

**Jonathan Sedgwick:** The borders programme is scheduled to complete in full in 2015, and we have prioritised the number of things that need to be in place before we—

**Q76 Alun Michael:** Sorry, I beg your pardon. I thought 2015 was when the exit checks would be completed, but not the rest of the programme.

**Jonathan Sedgwick:** No. The whole programme will be completed at that point as well, but we have prioritised a number of things that need to be in place before the Olympics and we have let a number of contracts to Serco, IBM and Fujitsu to ensure that we have a proper resilient, robust, modern system that will not fall over, which can be assured to give the country the protection it needs in the run up to the Olympics. That will all be in place in relation to the Olympics and we should have, before the Olympics, 100% of all non-EU aviation movements covered by e-borders prior to the Olympics. That is the first big wave of activity.

**Q77 Alun Michael:** Entry and exit?

**Jonathan Sedgwick:** Entry and exit. Beyond the Olympics, we have a programme of work to ensure that we can fully implement exit checks; that we can count in and out, in the phrase, and also that we have a series of improvements to the way that e-borders operate, so that we can take on trains and ferries, and so on.

**Chair:** Perhaps you can pass a message to the Permanent Secretary; we will pursue IT issues with her when she next comes before us.

**Jonathan Sedgwick:** Of course.

**Alun Michael:** Perhaps we could have the details of the review?

**Chair:** Absolutely, if you could send us the details of the review, that would be helpful. Quick end questions for you. We are nearly at the end, Mr Sedgwick, I am sure you will be pleased to know.

**Q78 Dr Huppert:** Thank you. Just to return to the issue about deportations, you are presumably aware, Mr Sedgwick, of the recent report from the Chief Inspector of Prisons, Nick Hardwick, describing deportations carried out by UKBA and G4S in rather scathing terms. I think one of the phrases was, "Shamefully unprofessional". Of course this is not long after the death of Jimmy Mubenga when he was being removed, and I find it quite shocking that what was observed was observed while the people involved

13 September 2011 Jonathan Sedgwick

knew there were inspectors on the flights, which raises the question of what happens when there are not inspectors on the flights. What will you be doing to reassure many Members here, but also the Chief Inspector of Prisons, that people are being treated decently?

**Jonathan Sedgwick:** Yes. Clearly, I was extremely disturbed to receive those two reports. It was serious, unprofessional and unacceptable behaviour to the individuals by our contractors. We have obviously raised that with the contractors. The individuals concerned have been dealt with and new processes have been put in place in relation to supervising and ensuring that better standards are observed in future, but that is an area that we will very much be keeping under close review because, as you would expect, we take it very seriously.

**Q79 Bridget Phillipson:** On a separate issue, yesterday at our conference on immigration and asylum, we received evidence from Asylum Aid about some of the difficulties in the asylum system and about progress towards a genuinely gender-sensitive system that recognises the needs of women asylum seekers as being distinct from the needs of male asylum seekers. I appreciate it is a complex issue, but perhaps could you update the Committee, perhaps in writing—we don't really have much time now—on what progress the agency is making on that?

**Jonathan Sedgwick:** It is a particular piece of work that we have looked at to try to improve decision policy in relation to, particularly, women who have suffered violence. We have been looking at a number of areas. As you know, we have had a big programme of work to train our case workers in relation to lesbian and gay asylum seekers, and I think that has been very widely recognised, including by Stonewall, as to have been a very successful piece of work, and the issue of violence against women is one that we are looking at the moment, so I will provide you with an update.

**Q80 Chair:** Just as of today, how many cases are in the controlled archive?

**Jonathan Sedgwick:** I think it is 98,000.

**Chair:** Because when you last came before us, you said there were 74,000 cases.

**Jonathan Sedgwick:** Yes, that is right. We had a number that were—

**Chair:** Why has it gone up by 22,000?

**Jonathan Sedgwick:** Because we had a number of cases that we were completing the checks, so we don't just put people into the controlled archive until we have checked them for a period of six months against those databases. We were completing those checks. When they were complete and we were sure—

**Q81 Chair:** To be clear for the Committee, Mr McCabe is saying, "What is the controlled archive?" These are files where you don't know where people are—you can't trace people?

**Jonathan Sedgwick:** They are files where we have taken every reasonable step to trace people, having checked all those 19 databases for a period of six months.

**Q82 Chair:** Sorry, let us just be clear, 98,000 are the asylum cases, is that right?

**Jonathan Sedgwick:** That is correct.

**Q83 Chair:** How many are the immigration cases in the controlled archive?

**Jonathan Sedgwick:** In the controlled archive, I think, 26,000.

**Q84 Chair:** Has that gone up since you last gave evidence to us, or has that gone down?

**Jonathan Sedgwick:** Both will have gone up, because we have been concluding those searches of the databases.

**Q85 Chair:** Our report will come out, but I think the Committee will feel it unsatisfactory that a controlled archive, which has been invented by the UKBA to put cases where they can't find people, has now increased in numbers to 114,000. That is a very large figure, Mr Sedgwick, and it is unacceptable.

**Jonathan Sedgwick:** It is a very large figure, but we have taken every possible step to trace those individuals. Some may come to light through your good offices, and where they do, we will take action against those individuals.

**Q86 Chair:** Right, since you mention good offices, what I will do is I will write to you again and ask specific questions, so that we can conclude our report. I would be most concerned if you replied to me in the terms of your last letter referring me to a website. We want specific answers.

**Jonathan Sedgwick:** Of course.

**Q87 Chair:** I will write, and the Home Secretary was very clear when she came before us on Thursday, when I raised it with her, that she would task you to answer our questions. If we are not satisfied then I am afraid we will have to call you back again until we get those answers, and I am sure you would prefer to let me have those answers in writing.

**Jonathan Sedgwick:** Of course.

**Q88 Chair:** I know that a new head of the UKBA has been appointed. You have held the fort for the last few months, since Lin Homer has gone. Can I thank you for your courtesy whenever you reply? It may not be the full answers we want, which is why I am making it clear that we want full answers next time when you do write back to us. Could you pass on my thanks for Matthew Coats who in your absence arranged to write to me because you were on annual leave? When is Mr Whiteman taking up his appointment?

**Jonathan Sedgwick:** In just under a fortnight.

**Q89 Chair:** Do you know what salary Mr Whiteman is going to get?

**Jonathan Sedgwick:** I know that the job that he was successful in achieving was advertised at a salary of up to £175,000 and he will be paid within that range.

---

13 September 2011 Jonathan Sedgwick

---

**Q90 Chair:** My apologies to you; I wrote to you and I thought I said your salary was £200,000. Of course that was Mrs Homer's salary.

**Jonathan Sedgwick:** You were rather overstating it, yes.

**Chair:** Well, yes, by 50%. It was only £104,000, so I do apologise for that. But thank you very much. We look to receiving your replies. Thank you.

## Written evidence

---

### Correspondence from UK Border Agency to the Chair of the Committee

I committed to providing you with a final update on the remaining legacy cases which had been reviewed but where there were remaining barriers to conclusion.

As we have already reported to the Committee, the UK Border Agency completed its review of all cases in the legacy cohort at the end of March 2011. A total of 500,500 cases were reviewed as part of the programme and the majority (455,000) had been fully concluded.

As you know, we established the Case Assurance and Audit Unit (CMU) to actively manage those 23,000 cases which had been reviewed but had barriers to conclusion. All these cases have been decided and communicated to the applicant.

The CMU has now fully concluded 1,500 of those cases. They have also issued around 3,000 grants which are subject to information from the applicant in order to complete a final security check. Please see the table at Appendix A.

The Agency is actively managing around 18,000 cases which have been caseworked to the furthest possible point but barriers to their removal remain, such as ongoing litigation, impending prosecution, incomplete legal or criminal proceedings, non-compliance or because they are from difficult to remove countries. These cases are being actively caseworked and will be concluded when those barriers have been lifted.

The information provided here is subject to the same qualifications I and Lin Homer have set out to the Committee previously regarding data quality.

*12 September 2011*

#### Appendix A

Total number of reviewed cases in the legacy cohort	500,500
Total concluded	479,000
Of which:	
Grants	172,000 (36%)
Removals	37,500 (8%)
Other	268,000 (56%)
(duplicates, errors or controlled archive)	Including 98,000 in the controlled archive. A further 500 will be added if not traced within the next 6 months.
Grants subject to final security check	3,000
Remaining barriers to conclusion	18,000

Figures may not sum due to rounding to the nearest 500.

---

### Correspondence from UK Border Agency to the Chair of the Committee

When I appeared before the Home Affairs Committee on 13 September, some members of the Committee raised concerns about individual cases of their constituents that they believe are outstanding. I gave a commitment to copy to you the updates I have provided to them.

Please find these letters attached. The letters included their constituents' personal details but have either been redacted or had annexes removed here for data protection purposes. Once I have received the full details of the cases raised by Rt Hon Alun Michael MP I will of course also copy this to you.

---

<sup>1</sup> Not printed



There are also several substantive issues I committed to update you on and you will receive from me next week to cover these points.

16 September 2011

---

#### Correspondence from UK Border Agency to David Winnick MP

During my Home Affairs Committee evidence session on 13 September you raised concerns about the replies you have received to your enquiries on behalf of \*\*\*\*\*, \*\*\*\*\*. I understand that your concerns related specifically to receiving a third party response when you are writing in on behalf of the sponsor for a visa application and the main applicant is overseas. You were also concerned that I did not deal personally with your letter in spite of your request. I can only apologise if for some reason you did not receive my letter of 30 August.<sup>2</sup> As explained in that letter, in this particular case our records show that \*\*\* is not the sponsor, but he is a relative with a clear and legitimate interest in the application. In these circumstances, whilst we are unable to provide the reasons for the refusal, we should have informed you that \*\*\* application had been refused. I am sorry that this approach was not initially taken on this occasion.

We are constantly reviewing the way we handle personal data and are currently introducing a number of changes to further improve the way we respond to enquiries made by Members on behalf of a constituent who is not the applicant. You will understand that, in some cases, we will still be limited in the amount of information we can disclose, but the changes we are making will make the replies you receive more tailored to your enquiry and as helpful as possible. We will also contact Members to try to get written consent where this is appropriate which will allow us to give a more substantive reply.

15 September 2011

---

#### Correspondence from UK Border Agency to Michael Ellis MP

When I appeared before the Home Affairs Committee on 13 September, you raised concerns about legacy cases of your constituents that they believe are outstanding and I gave a commitment to provide you with an update.

Agency officials contacted your parliamentary office to identify those cases. I have attached a full update on each case identified, which in summary consist of:

- 13 granted leave.
- 2 naturalised British citizens.
- 4 have been informed they have no basis on which to remain in the UK and have been directed to leave or face enforcement action.
- 2 cases involve criminality and are being progressed.
- 8 cases will be granted subject to checks.
- 1 case is non-asylum temporary migration case under active consideration.

All individuals should be aware of the status of their case and some will shortly receive further communication from the Agency. Whilst we endeavour to copy MPs in to letters to applicants updating them on their legacy cases this has not always been the case. We have reiterated the need for caseworkers to do this going forward and you should expect to be copied to all future letters regarding your constituent's legacy cases.

I hope that this helps but I would be happy to provide further information on each case if required.

I am copying this letter to the Chair of the Committee.

16 September 2011

---

#### Correspondence from UK Border Agency to Dr Julian Huppert MP

When I appeared before the Home Affairs Committee on 13 September, you raised concerns about two legacy cases of your constituents that they believe are outstanding and the case of a government economist. I committed to look at these cases personally and to provide you with an update.

Your constituency office has provided details of nine cases. I have attached a full update on each case identified, which in summary consist of:

- 3 cases who have been informed they have no basis on which to remain in the UK and have been directed to leave or face enforcement action.
- 1 case involves an ongoing criminal prosecution.

---

<sup>2</sup> Not printed

4 cases will be granted subject to checks.

1 is not a legacy case but applied for asylum in 2010 and has an ongoing appeal.

All individuals should be aware of the status of their case and some will shortly receive further communication from the Agency. Whilst we endeavour to copy MPs in to letters to applicants updating them on their legacy cases this has not always been the case. We have reiterated the need for caseworkers to do this going forward and you should expect to be copied to all future letters regarding your constituent's legacy cases.

Regarding the additional case you raised of a Government economist, we are still waiting for details from your office. However, our policy on migrants changing employers is clear: a migrant's leave to remain is tied to the specific employer named on their Work Permit or Certificate of Sponsorship. This is because an employer has specific duties that help to ensure migrants comply with the terms of their leave to remain. Any change of employer would require a new application, even if this is a change from one Government department to another.

I hope that this helps but I would be happy to provide further information on each case if required.

I am copying this letter to the Chair of the Committee.

16 September 2011

---

#### **Correspondence from UK Border Agency to Rt Hon Alun Michael MP**

When I appeared before the Home Affairs Committee on 13 September, you raised concerns about legacy cases of your constituents that they believe are outstanding and I gave a commitment to provide you with an update.

Agency officials have contacted your constituency office to identify those cases and I understand those details will be provided early next week. I will respond with a full update as soon as possible following receipt of the information from your office.

16 September 2011

---

#### **Correspondence submitted by the Minister for Immigration, Home Office**

Thank you for your letter of 23 August which I received on 1 September. I also note your letter of 31 August to the Acting Chief Executive of the UK Border Agency.

The Government is committed to greater transparency. As part of this the UK Border Agency is taking action to provide a wider range of data to the general public so there can be greater scrutiny and accountability of its performance.

As Jonathan Sedgwick said in his letter of 24 August; the UK Border Agency published some of this data on 25 August and a hyperlink to where the data could be found was provided to the staff of the Home Affairs Select Committee to ensure that the Committee had swift and prompt access to it. However in order to assist the Committee even further this information is attached to this letter.

I am sorry that the Committee is disappointed they feel that they were not informed about the appointment of the new Chief Executive, the publication of the UK Border Agency Annual report and the closure of the legacy caseload by 31 July.

I can confirm that a letter from the Permanent Secretary was sent to the Committee on 18 July confirming the appointment of Rob Whiteman as the new Chief Executive of the UK Border Agency and that he would be in place by the end of September.

I advised the Committee in my letter of 19 July that the Government had published the UK Border Agency annual report and accounts.

A hyperlink to the report, which was published on 14 July, was shared with the Committee on 19 and also on 22 July. As set out in the Government's response to the Committee's last report, the UK Border Agency completed its review of all the asylum cases in the legacy cohort at the end of 31 March 2011, ahead of schedule. There are a small number of live cases which had been reviewed but were awaiting conclusion due to various barriers.

I understand that you are meeting the Permanent Secretary on 14 September to discuss this further.

The Acting Chief Executive has already committed to providing the Committee with a further and final update on those cases awaiting conclusion and that update will follow shortly. Jonathan Sedgwick will give evidence before the Committee on 13 September.

6 September 2011

---

---

### Correspondence submitted by the UK Border Agency

1. Thank you for your letters of 23 June and 12 August.

2. As Damian Green set out in his letter of 19 July, the Agency has committed to publishing a wider range of performance data as part of the Government's transparency agenda. We will be publishing some of this data on 25 August.

3. To assist the work of the Committee, I have set out the latest position in relation to each area you raised in your letters of 23 June and 12 August with either a substantive response or information on where an update can be obtained, either immediately or on 25 August.

*You requested an update on clearing the historic backlog of asylum cases, plus an estimate of the total cost of dealing with this backlog, broken down to show costs of permanent staff and of temporary staff, and of any savings detected by the UKBA*

4. The Case Resolution Directorate began its final phase towards closure on 31 March having reviewed the entire caseload. As you will be aware, there are a small number of cases where representations were made to the Agency late in the programme. We have undertaken to make decisions on these cases by the end of August 2011. Rather than provide an interim response, I feel that it would be more helpful to the Committee to provide a final figure once we have collated the final numbers in the course of the next few weeks.

5. There will, of course, remain other cases in which we are pursuing removal where final conclusion will depend, for example, on the outcome of appeals and documentation processes.

*You requested information about the size of the current asylum caseload, from April 2006 onwards, broken down by when the application was originally made, on a six-monthly basis*

6. We will be publishing information on our performance indicators on 25 August which will include key statistics disaggregated by gender. This will include the total asylum caseload under the New Asylum Model since 1 Oct 2006 (this was when NAM started) broken down by the stage it has reached in the process. This data will subsequently be published on a yearly basis.

Please see Appendix A.

*You requested our progress in meeting the Government's aim of reducing net migration to the tens of thousands, together with figures showing reductions in Tier 4 (student visas) and any changes to temporary student visa*

7. This information will be available in the ONS statistics which are due to be published on 25 August:

[www.statistics.gov.uk](http://www.statistics.gov.uk)

Please see Appendix B.

*You requested our progress in meeting the Independent Chief Inspector's recommendations in respect of checking Tier 2 sponsors*

8. As we explained in the Government's response of 19 July the Agency did not accept the Chief Inspector's recommendation in respect of the checking of Tier 2 sponsors. Please see our response of 19 July for our full explanation. However, we continue to assess the merits and balance of an increased pre-licence visiting regime through careful analysis of the findings of post-licence visits. Where any increase in abuse is detected we will consider increasing the number and/or ratio of pre-licence visits. The total number of Tier 2 Sponsor visits since 1 October 2010 is 4119.

Please see Appendix C.

*You requested our progress in following up Tier 2 sponsor notifications in respect of individuals no longer employed by them, and an explanation of how the Agency proposes to progress to active enforcement against overstayers and illegal immigrants reported by Agency staff, members of the public and others*

9. The Agency is currently working to make a number of changes to ensure that we increasingly take active enforcement against overstayers and migrants in breach of conditions attached to their leave to remain. Firstly we will improve our communication with migrants to ensure they understand the conditions they must comply with while in the UK. The new electronic Immigration Casework system we are building and rolling out over the next year will include email notifications prompting migrants to renew the leave to remain in time or to leave the country.

10. Secondly, we will serve decisions that someone must leave the UK or have removal enforced earlier and quicker. Where we refuse applications for further leave to remain or we decide to bring leave to an end for certain reasons, including where Tier 2 migrants leave their employer without moving to an alternate appropriate employer, we will simultaneously serve removal decisions. It will be clearer to migrants that they

must leave the country and administratively it makes it easier to arrest and remove those who refuse to depart voluntarily.

11. Thirdly, we are starting to more actively and systematically contact migrants whose applications have been refused or whose leave to remain has been curtailed. Previously, we focused these resources on higher harm cases but in future we will broaden this approach. We are working on extending the approach developed in the North East to contact illegal migrants in person.

12. Finally, in Spring 2012 we are planning to make this progression towards departure from the UK more straightforward in the immigration rules. We want overstayers and other illegal migrants to be clearer that the main route open to them is departure from the UK. Drawing on the current family consultation, the new framework will explain what we consider to be a proportionate way of dealing with human rights claims and we intend to end the myth that with the passage of time the Agency will eventually regularise people's immigration status.

13. By way of update, the 150 cases referred to in our response on 19 July have been resolved and leave curtailed where appropriate. Since the Independent Chief Inspector's report the Agency has taken action on over 9,000 notifications of changes of circumstance provided by sponsors; and in over 2,000 cases migrants have had their leave curtailed and cases passed to Case Ownership/Local Immigration Teams for appropriate enforcement action.

*You requested our response to the detailed questions about students and educational sponsors listed in paragraphs 22 and 24 of the Committee's last report on the UKBA. [We understand this to mean in the Home Affairs Select Committee follow up report on student visas published on 26 July]*

14. We have noted the Committee's follow up report on students and will be responding to the issues raised within it by 26 September. The Committee's earlier report on student visas highlights the importance of UK business schools in the UK education export industry and seeks "assurances from the Government that any proposed changes are examined for their impact on the viability and success of UK business schools" (paragraph 22). The vast majority of UK business schools operate in partnership with universities and will therefore be protected under the changes announced on 22 March.

15. The report also expressed concerns about negative impacts on the UK's skills base of reforms to the student immigration system, and urges "the Government to safeguard the UK knowledge economy" (paragraph 24) when introducing any changes. This consideration was made very clear in the Home Secretary's announcement and our reforms focus on protecting universities and the students they have told us are the most valuable to them. We want Universities to continue to be able to attract the brightest and best students. Post-graduate students at universities continue to be able to bring their dependants to the UK, and new rules limiting time in Tier 4 will not prevent PhD study.

We now understand you meant paragraphs 22–24 of your report on the work of the UK Border Agency published on 2 June 2011. Please see Appendix D (this will be provided in hard copy only).

*You requested an account of how many children have been detained for immigration purposes, for how long, where and in what circumstances since 11 May 2011*

16. As I outlined in our response on 19 July the Home Office publishes management information on the number of children entering detention, held solely under Immigration Act powers, by month, and also National Statistics on the number of persons detained solely under Immigration Act powers on a quarterly and annual basis. These are available from the Library of the House and from the Home Office's Research, Development and Statistics website at: [www.homeoffice.gov.uk/rds/immigration-asylum-stats.html](http://www.homeoffice.gov.uk/rds/immigration-asylum-stats.html).

17. Our response of 19 July outlines the circumstances in which children may be detained.

Please see Appendix E.

*You requested the costs of housing asylum seekers*

18. The overall costs of asylum support are contained within our published accounts which can be found online at:

[www.ukba.homeoffice.gov.uk/sitecontent/documents/aboutus/annual-reports-accounts/](http://www.ukba.homeoffice.gov.uk/sitecontent/documents/aboutus/annual-reports-accounts/)

19. I also provided a detailed breakdown of these costs in my update letter of 9 May 2011.

Please see Appendix F.

*You requested an explanation of what the Agency is doing to reduce the number of non-appearances and lost appeals before immigration tribunals, with a breakdown into types of case*

20. The Agency has made great strides in increasing representation at appeal and has also increased its success at appeals before immigration tribunals. But we are limited in what we can do when appellants continue to be allowed to misuse the system, by introducing new evidence at the appeal stage or by putting in vexatious

legal challenges merely to extend their stay in the UK. We continue work to improve the system by focusing on reducing the number of appeals in the system, improving representation and organisation, and by working with HM Courts and Tribunals Service to modernise the system as a whole.

#### REPRESENTATION AT APPEAL

21. We are committed to increasing the Agency's national representation rate and to ensuring high quality representation at the Tribunal. We have a programme of work underway to increase representation through a series of training programmes, by sharing regional best practice to increase productivity and by seeking to reduce the flow of appeals into the system in areas such as out of time or invalid appeals. This programme of work has already had a significant impact and the Agency's national representation rate increased from 74% in March 2010 to 86% in March 2011<sup>3</sup>. Asylum representation rates will be published on 25 August as part of the Asylum Transparency Framework.

22. The Agency remains committed to providing representation at priority hearings, including those involving vulnerable appellants or those who may cause harm in the UK, and consistently achieves 100% representation in fast track appeals and onward appeals to the Upper Tribunal.

#### PERFORMANCE AT APPEAL

23. In 2010–11, the HM Courts and Tribunals Service (Immigration and Asylum Chamber) disposed of 154 700 appeals. We were successful in 44% of those cases, 41% were allowed, and 15% were either abandoned, withdrawn, struck out or out of time. This information by case type is available in the Quarterly and Annual Tribunals Statistics published by the Ministry of Justice and HM Courts and Tribunals Service at the following links:

- [www.justice.gov.uk/publications/statistics-and-data/tribunals/quarterly.htm](http://www.justice.gov.uk/publications/statistics-and-data/tribunals/quarterly.htm)
- [www.justice.gov.uk/downloads/publications/statistics-and-data/tribs-stats/annual-tribunals-statistics-2010-11.pdf](http://www.justice.gov.uk/downloads/publications/statistics-and-data/tribs-stats/annual-tribunals-statistics-2010-11.pdf)

Please see Appendix G. A table showing appeals outcomes for immigration and asylum cases disposed of in 2010/11 will be provided in hard copy only.

24. Asylum and entry clearance visa appeals outcomes are also published in the Control of Immigration, Quarterly Statistical Summaries published by the Home Office at the following link: <http://homeoffice.gov.uk/science-research/research-statistics/migration/migration-statistics1/>.

Please see Appendix H.

25. We are committed to increasing our success at immigration and asylum appeals. As a key part of this, we are committed to embedding a “right first time every time” approach to decision making to make sure no unnecessary appeals go through the system, and to make sure that we can successfully defend the appeals which do.

26. We have rolled out a national approach to analysing and improving our success at asylum appeals as part of the Asylum Improvement Project. The introduction of Entry Clearance Manager reviews after appeals are lodged has also increased the withdrawal of visa decisions over the last year, preventing unnecessary appeals.

27. However, the primary reason for immigration allowed appeals is further evidence submitted at appeal. For example, analysis of a sample of 300 allowed in-country PBS appeal determinations (Tiers 1, 2 and 4) between May and December 2010 showed that 63% of PBS appeals allowed by the Tribunal were due to submission of new evidence at appeal. Other main reasons for allowed appeals included: errors in initial decision-making (9% of allowed appeals), human rights grounds (6%), and application of case law (4%).

28. This is why, in May, we commenced section 19 of the UK Borders Act 2007, which restricts submission of further evidence at appeal in PBS cases. We have already seen positive results and expect the power to significantly improve our success at appeal in the coming months.

*In relation to the e-borders programme you requested a description of the remaining states of the programme together with a timetable for their completion; an assessment of the percentage of passenger traffic to be covered by the scheme to each milestone, and a list of the modes of transport still to be covered (scheduled airlines, charter airlines, ferries, rail, cruise ships, yachts and private planes); an explanation of any measures to be taken in advance of the London Olympic Games; and updates as to the contactors being employed, the areas on which they are working, the cost of and timetable for contracts*

29. Following the termination of the Raytheon contract in July 2010, the strategy of the e-Borders programme has been revised to recognise the inevitable delays consequent on the termination, as a result of the need for a major transition exercise, and the establishment of a new procurement. The new strategy comprises the following components:

<sup>3</sup> Figures extracted from local management information, and therefore are provisional and subject to change. These figures have not been provided under National Statistics protocols.

- Transition all current live services from Raytheon to new suppliers while maintaining existing levels of service and information to the front line (completed April 2011).
- Analyse all current systems as continuing assets (these were previously anticipated as due for imminent replacement under the Raytheon contract), and identify the work needed to ensure the continuation of service provision until contract expiry in early 2014 (completed July 2011).
- Prioritise this work, described as “Resilience projects”, to eliminate all major risks to current services prior to the Olympics and contract with existing suppliers (IBM, Fujitsu and Serco) to achieve this. (IBM and Serco complete (April 2011 and May 2011 respectively; Fujitsu due imminently).
- Prioritise any additional capability to increase border security prior to the Olympics, establish that it can be delivered without risking the Resilience projects and contract with existing suppliers to implement this, for example through additional carrier data, data quality improvements, enhanced data analytics and rules-based targeting (completed).
- Validate the programme’s vision and scope in view of the lapse of time since this was originally set (completed August 2011) and establish a firm basis for procurement.
- Prepare and launch a new procurement to include the delivery of scope through to March 2015.
- Identify business critical changes required in advance of the completion of the procurement and source these through alternative routes (for example legacy contracts or discrete small competitions).
- Close down the programme by March 2015.

30. The stages of the programme pre-Olympics have been agreed and are:

- Serco Resilience (October 2011).
- IBM Capability increase 1 (October 2011).
- Fujitsu Resilience (February 2012 subject to contract).
- IBM Resilience and second Capability increase (June 2012).

31. The remaining stages of the programme relating to the new procurement are subject to Ministerial agreement in September and the delivery phases will be agreed through the procurement. However it is important to understand that the core technology platform for future delivery will be built by June 2012 through the IBM Resilience work, and the capabilities to receive data from all carrier types will also be in place prior to the new procurement. Consequently the procurement timetable will not delay completion of the rollout of the e-Borders solution to all carrier types.

32. In terms of rollout to the different types of carriers, e-Borders is dealing at present almost exclusively with aviation data; the additional modes of transport to be covered are:

- Non canalised (ie. non scheduled): covering general aviation and general maritime. This includes: privately owned light aircraft, charter and commuter aircraft, freight shipping, ad-hoc cruise carriers, fishing and oil support vessels, and leisure boaters.
- Canalised maritime traffic: ferries and channel tunnel traffic (covering both passengers and vehicles).
- Rail (currently only Eurostar but soon to include Deutsche Bahn).

33. In terms of coverage, the e-Borders related published targets (UKBA Business Plan 2011—1015 dated 13 May 2011) are:

- Support e-Borders to help protect the UK against terrorist attack, serious cross-border crime and abuses of the immigration system, assessing passengers in advance of their arrival in the UK. Reintroduce exit checks (ongoing).
- Agree a contract with new suppliers and transition existing services from Raytheon Systems Limited (April 2011—completed).
- Review the extent to which e-Borders provides a solution to the reintroduction of exit checks (April 2011—completed).
- Implement an agreed contract with suppliers, ensuring that this continues to deliver value for money and meet its agreed milestones (March 2015—ongoing).
- Make any further necessary operational changes to reintroduce exit checks (March 2015—ongoing).

34. The programme is targeting completion of non-EEA aviation routes in the pre-Olympics period; also, by the end of 2013 we project that e-Borders coverage could reach 95% of air passengers and crew, and by the end of 2014 we anticipate 95% of coverage of all movements, including those by rail and sea. Otherwise, there are no interim targets specifically linked to milestones.

35. The three key contractors and their current areas of activity supporting the e-Borders programme are:

- IBM (data transmission from carriers, watchlisting and data storage and analytics).

- Fujitsu (technology infrastructure at the border and watchlisting).
- Serco (data transmission from carriers).

36. We have written separately regarding your questions on the costs and timetables for the IBM and Serco contracts. Fujitsu provides a range of business as usual services through its contract with the UKBA; the specific change relating to e-Borders in respect of Resilience that would be provide by Fujitsu has not yet been agreed, although this is due shortly and will not exceed £5m. In accordance with the Government's transparency agenda, the Home Office is committed to publishing all relevant contracts.

37. e-Borders is currently checking the movements of over 125 million passengers per year, on over 3,000 routes, which equates to over 55 per cent of inbound and outbound passenger movements from the UK. In 2010 the exploitation of e-Borders data led to more than 2,800 arrests for crimes including murder, rape and assault. These benefits will increase proportionately as new carrier data is watchlisted.

*You requested an assessment of the impact of the withdrawal of the Certificate of Approval scheme for marriages involving non-EU nationals*

38. The COA scheme was withdrawn on 9 May and we are still assessing the full impact of the scheme's abolition. This includes monitoring of section 24 reports (reports of suspicious marriages by registrars) and applications made on the basis of marriage.

39. On 13 July Damian Green wrote to you informing you that the Government had published its family migration consultation on that day. This consultation sets out how we propose to tackle sham marriages ensuring they bring no advantage in immigration terms, and bringing to justice those involved. This consultation runs until 6 October 2011. The consultation makes clear that family migration must be based on a genuine and continuing marriage or partnership. Those involved in sham marriages or marriages of convenience undermine our immigration system, and damage the institution of marriage. They also—wittingly or otherwise—help the organised criminal gangs who profit from exploiting vulnerable people and breaking our immigration laws.

*You requested information on the salaries paid to senior officials in the Agency, and the payment of bonuses to Agency staff*

40. This information is available in our accounts publication which can be found online at:  
[www.ukba.homeoffice.gov.uk/sitecontent/documents/aboutus/annual-reports-accounts/](http://www.ukba.homeoffice.gov.uk/sitecontent/documents/aboutus/annual-reports-accounts/)

Please see Appendix I.

*You requested information on how the Head of the Agency is ensuring that best practice is followed in relation to procurement and contracts with private sector companies*

41. All Agency procurements are compliant with Cabinet Office guidelines and the Public Contract Regulations (2006). For particularly large procurement exercises we also come under the governance of the Home Office Group Investment Board, HM Treasury, and the Cabinet Office Major Projects Authority. These bodies provide assurance of the procurement strategy prior to the launch of a tendering process and will continue to do so at key milestones: contract award, contract mobilisation, and during the contract life to review the financial and strategic benefits that have been achieved.

42. The key drivers for current procurement exercises are to improve the quality of service provision while driving down costs.

You requested information on the number of visas issues for family visits in the relevant period.

43. Figures for the total number of visit visas issued up until the end of March 2011 can be found here, in table 1.1 of the main table attachment:

[www.homeoffice.gov.uk/publications/science-research-statistics/research-statistics/immigration-asylum-research/control-immigration-q1-2011-t/](http://www.homeoffice.gov.uk/publications/science-research-statistics/research-statistics/immigration-asylum-research/control-immigration-q1-2011-t/)

44. Figures up until the end of June 2011 are due to be published this week.

Please see Appendix J.

*You requested an explanation from the then Head of the Agency as to the procedure for dealing with correspondence from Members of Parliament*

45. The procedure for dealing with MPs' correspondence is available in the handbook for MPs' which is available online at:

[www.ukba.homeoffice.gov.uk/aboutus/informationformps](http://www.ukba.homeoffice.gov.uk/aboutus/informationformps)

46. The agency also follows the guidance published by Cabinet Office on responding to MPs' Enquiries. The guidance published by Cabinet Office is available at:

[www.cabinetoffice.gov.uk/resource-library/guidance-handling-government-correspondence](http://www.cabinetoffice.gov.uk/resource-library/guidance-handling-government-correspondence)

Please see Appendix K.<sup>4</sup>

*You also stated that the Committee would also like to continue to be informed about progress in removing Foreign National Prisoners, and the percentages of forced and voluntary returns*

47. Statistics relating to the removal of foreign national prisoners can be found online at:

[www.homeoffice.gov.uk/publications/science-research-statistics/research-statistics/immigration-asylum-research/immigration-brief-q2-2011/removals](http://www.homeoffice.gov.uk/publications/science-research-statistics/research-statistics/immigration-asylum-research/immigration-brief-q2-2011/removals)

This link has been amended from the original letter and the relevant information can be found below.

Figures based on management information indicate that 936 foreign national prisoners were removed during the second quarter of 2011, the lowest quarterly figure since the first quarter of 2009—the first quarter published within this release. During the financial year 2010–11, 5,339 foreign national prisoners were removed; the UK Border Agency target for 2010–11, set under the previous Government, was to remove 5,500 foreign national prisoners.

48. For the financial year 2010–11 47% of removals were voluntary under the Facilitated Returns Scheme and 53% were enforced. 33% of all removals were under the Early Removal Scheme.

*The UK Border Agency annual report indicated that £2.2 million was spent on overpayments to asylum seekers who were no longer entitled to benefits; £14.2 million was given to refugees who have been incorrectly detained; and £1.9 million in overpayments to staff since 2008. You asked whether we could outline why these overpayments took place and how they were originally authorised?*

#### OVERPAYMENTS OF ASYLUM SUPPORT

49. Overpayments of asylum support occur when there is a delay in discontinuing support after a decision has been made on the asylum case. Most of the overpayments relate to payments to accommodation providers.

50. The majority of 2010/11 overpayments were incurred in the first quarter reflecting both the high level of case conclusions, particularly of legacy cases, during this period and on-going management efforts to reduce overpayments. Robust management controls and rigorous central monitoring were further embedded during the year and resulted in significant improvements. Overpayments were reduced by more than 90% in subsequent quarters and this has continued into 2011/12.

#### COMPENSATION FOLLOWING CLAIMS OF ILLEGAL DETENTION

51. The £14.2 million figure quoted does not reflect only payments made to individuals who have been incorrectly detained but also includes other costs. More detail can be found in the annual report section 21(d):

[www.ukba.homeoffice.gov.uk/sitecontent/documents/aboutus/annual-reports-accounts/](http://www.ukba.homeoffice.gov.uk/sitecontent/documents/aboutus/annual-reports-accounts/)

Please see Appendix L.

52. Detention is a necessary part of the process to remove some individuals with no right to be here. Cases vary from foreign national prisoners who have served their sentences but are awaiting deportation, to failed asylum cases and individuals found overstaying their visas.

53. We use our powers to detain individuals when we believe it is reasonable and lawful to do so and regularly review the system.

#### OVERPAYMENTS TO AGENCY STAFF

54. We have taken a number of steps this year to address the issue of overpayments to staff, including forming a salary overpayments working group with representatives from individual business areas. Its role is to identify and address issues that result in salary overpayments and to promote consistency of process to reduce future occurrences. We have also increased the number of overpayments which we have reclaimed from staff. There is more to do and we are working with the central Home Office to improve the system of control and accounting.

55. I understand that you will be meeting the Permanent Secretary on 15 September to discuss several issues including future engagement with UKBA and information provision. I hope that discussion will provide clarity regarding how we provide information and in what timescale.

56. Thank you for the invitation for me to attend the Committee in September. We are in discussion with your clerk about how best to proceed given the imminent arrival of Rob Whiteman, our new Chief Executive.

24 August 2011

---

<sup>4</sup> Not printed.



## Appendix A

## ASYLUM PERFORMANCE FRAMEWORK MEASURES

## ASYLUM WORK IN PROGRESS CASELOAD (WIP)

The number of cases that are unconcluded at the given point in time. This includes: undecided cases, those cases awaiting an appeal outcome and those cases awaiting removal.

<i>Status of applications</i>	<i>WIP as at end June 11</i>	<i>Age of cases</i>	<i>WIP as at end June 11</i>	<i>Gender</i>	<i>WIP as at end June 11</i>
Awaiting Initial Asylum Decision	4,851	0–12 mths	10,315	Male	26,619
Asylum Appeal Outstanding	5,553	12–24 mths	7,088	Female	11,240
Subject to Removal Action	24,738	24–36 mths	9,262	Unknown	44
Further Leave Application Outstanding <sup>(1)</sup>	2,761	36 mths +	11,238		
<b>Total</b>	<b>37,903</b>	<b>Total</b>	<b>37,903</b>	<b>Total</b>	<b>37,903</b>

*Note:* The figures demonstrate that the majority of cases in the work in progress caseload have been processed through the initial stages of the asylum system and are “subject to removal action”.

Whilst some cases in this category await imminent removal, for many there will be significant barriers to removals which we are still working to overcome. Such barriers include:

Difficulties in obtaining documents from national governments; dealing with last minute legal challenges; and logistical and practical challenges in removing families in a humane and dignified fashion

## ASYLUM UNIT COST

*The cost of managing an asylum claim divided by the average WIP caseload*

	<i>2010–11</i>
Total Asylum costs <sup>(2)</sup> (excluding Case Resolution Directorate cases)	£567,856,116
Average WIP (2010/11) <sup>(3)</sup>	36,838
Unit Cost (New Asylum Model only)	£15,415
Unit Cost (New Asylum Model only) <sup>(4)</sup>	

*For performance information relating to Asylum Intake and Asylum Support Costs please follow the links below*

**Asylum Intake  
Asylum Support Costs**

<http://homeoffice.gov.uk/science-research/migration/migration-statistics/>  
<http://www.ukba.homeoffice.gov.uk/sitecontent/documents/aboutus/annual-reports-accounts/>  
 (UKBA annual report and accounts 10/11—page 87)

**Productivity**

We are developing a measure of productivity that can give both a measure of what outcomes are produced with our asylum resources (i.e. comparing the rate of asylum conclusions with the number of staff employed to deliver these) and can also support steps to drive up value for money. Once the piloting of the measure is complete and we have a robust and meaningful measure in place, we will publish this in line with Government’s Transparency Agenda.

*Notes:*

- (1) Decision quality is measured against a set of specific criteria agreed with UNHCR as constituting the minimum standards required for a decision to be considered good quality.
- (2) Volume of First Instance Substantive Asylum Decisions sampled.
- (3) Out of the total First Instance Substantive Asylum Decisions.
- (4) Average score of those sampled.

*All figures quoted are management information which have been subject to internal quality checks. The numbers may differ from figures released as National Statistics in the Home Office Immigration Statistics as they are drawn from different snapshots of the UK Border Agency databases.*

**Appendix A (continued)**

**ASYLUM PERFORMANCE FRAMEWORK MEASURES**

**Adult Decisions in 30 days <sup>(1)</sup>**

**Asylum cases concluded in 6 mths <sup>(1)(2)(3)</sup>**

Number of adult decisions made within 30 days of asylum application divided by total adult asylum applications made.  
 Performance relates to cohorts that became 30 days old in 2010–11—March 2010 to February 2011 cohorts

Number of asylum conclusions within 6 mths of asylum application divided by the total cohort excluding unsubstantiated claims  
 Performance relates to cohorts that became 6 months old in 2010–11—October 2009 to September 2010 cohorts

	2010–11	Male	Female	Unknown	of which
Adult Asylum Applications	16,128	11,240	4,879	9	
Decisions made in 30 days	9,556	6,661	2,890	5	
% decided in 30 days	59%	59%	59%	56%	

	2010–11	Male	Female	Unknown	of which
Total Cohort	18,257	12,816	5,427	14	
Unsubstantiated Claims	868	739	127	2	
Conclusions in 6 mths	9,216	6,579	2,635	2	
% Concluded in 6 mths	53%	54%	50%	17%	

**Asylum cases concluded in 12 mths <sup>(1)(2)(3)(4)</sup>**

**Asylum cases concluded in 36 mths <sup>(2)(3)</sup>**

Number of asylum conclusions within 12 mths of asylum application divided by the total cohort excluding unsubstantiated claims  
 Performance relates to cohorts that became 12 months old in 2010–11—April 2009 to March 2010 cohorts

Number of asylum conclusions within 36 mths of asylum application divided by the total cohort excluding unsubstantiated claims  
 Performance relates to cohorts that became 36 months old in 2010–11—April 2007 to March 2008 cohorts

	2010–11	Male	Female	Unknown	of which

	2010–11	Male	Female	Unknown	of which

<i>Asylum cases concluded in 12 mths<sup>(1)(2)(3)(4)</sup></i>		<i>Asylum cases concluded in 36 mths<sup>(2)(3)</sup></i>					
Total Cohort	20,550	17	Total Cohort	24,308	17,283	7,010	15
Unsubstantiated Claims	1,203	5	Unsubstantiated Claims	1,532	1,208	322	2
Conclusions in 12 mths	10,900	1	Conclusions in 36 mths	14,268	10,064	4,199	5
% Concluded in 12 mths	56%	8%	% Concluded in 36 mths	63%	63%	63%	38%

#### **Asylum cases removed in 12 mths<sup>(1)(2)</sup>**

Number of asylum removals within 12 months of asylum application divided by the total cohort excluding unsubstantiated claims  
Performance relates to cohorts that became 12 months old in 2010–11—Apr 09 to Mar 10 cohorts

	<i>of which</i>			
	<i>2010–11</i>	<i>Male</i>	<i>Female</i>	<i>Unknown</i>
Total Cohort	20,550	14,265	6,268	17
Unsubstantiated Claims	1,203	1,049	149	5
Removed within 12 mths	3,729	3,070	659	0
% removed in 12 mths	19%	23%	11%	0%

#### *Notes:*

<sup>(1)</sup> Management Information has been refreshed since previous publications.

<sup>(2)</sup> A case is deemed to be unsubstantiated if an individual claims asylum but then does not turn up for their interview to substantiate the grounds of their claim. Unsubstantiated claims are excluded from this calculation.

<sup>(3)</sup> A case is concluded if the individual is granted leave to remain in the UK, is removed from the UK or the individual withdraws their asylum claim.

<sup>(4)</sup> Quarterly data for “asylum cases concluded in 12 months” can be found at: <http://www.ukba.homeoffice.gov.uk/aboutus/our-performance>

*All figures quoted are management information which have been subject to internal quality checks. The numbers may differ from figures released as National Statistics in the Home Office Immigration Statistics as they are drawn from different snapshots of the UK Border Agency databases.*

**Appendix A (continued)**

**ASYLUM PERFORMANCE FRAMEWORK MEASURES**

<i>Asylum Decision Quality</i>	<i>Asylum Appeal Representation Rate</i>
The total number of points gained against set criteria <sup>(1)</sup> in all cases sampled as a percentage of the total available.	The volume of oral hearings represented by UKBA divided by the total number of oral hearings
2010–11	2010–11
Number of Decisions Sampled <sup>(2)</sup>	Asylum Oral Hearings
1568	17,549
Sample Size <sup>(3)</sup>	Asylum Oral Hearings Represented by UKBA
11%	16,673
Decision Quality % <sup>(4)</sup>	% asylum appeals represented at hearing
88%	95%
For performance information relating to Asylum Grant Rates and Asylum Appeal Win Rates please follow the links below:	
<b>Asylum Grant Rate</b>	<a href="http://homeoffice.gov.uk/science-research/research-statistics/migration/migration-statistics/">http://homeoffice.gov.uk/science-research/research-statistics/migration/migration-statistics/</a>
<b>Asylum Appeals Win Rate</b>	<a href="http://homeoffice.gov.uk/science-research/research-statistics/migration/migration-statistics/">http://homeoffice.gov.uk/science-research/research-statistics/migration/migration-statistics/</a>

*Notes:*

- <sup>(1)</sup> Decision quality is measured against a set of specific criteria agreed with UNHCR as constituting the minimum standards required for a decision to be considered good quality.
  - <sup>(2)</sup> Volume of First Instance Substantive Asylum Decisions sampled.
  - <sup>(3)</sup> Out of the total First Instance Substantive Asylum Decisions.
  - <sup>(4)</sup> Average score of those sampled.
- All figures quoted are management information which have been subject to internal quality checks. The numbers may differ from figures released as National Statistics in the Home Office Immigration Statistics as they are drawn from different snapshots of the UK Border Agency databases.*

## Appendix B

TABLE 1

## LONG-TERM INTERNATIONAL MIGRATION

*Rolling annual data to Q4 2010*

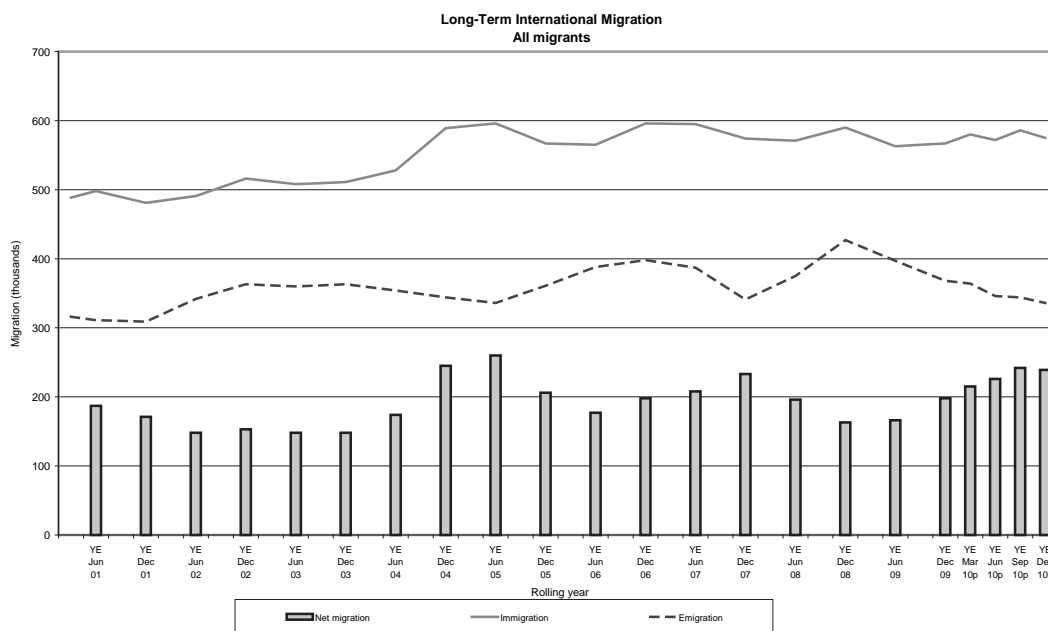
<i>All migrants</i>	<i>United Kingdom thousands Balance</i>		
<i>Year</i>	<i>Inflow</i>	<i>Outflow</i>	
YE Mar 001	..	..	..
YE Jun 00	459	299	+ 161
YE Sep 001	..	..	..
YE Dec 00	479	321	+ 158
YE Mar 011	..	..	..
YE Jun 01	498	311	+ 187
YE Sep 011	..	..	..
YE Dec 01	481	309	+ 171
YE Mar 021	..	..	..
YE Jun 02	491	342	+ 148
YE Sep 021	..	..	..
YE Dec 02	516	363	+ 153
YE Mar 031	..	..	..
YE Jun 03	508	360	+ 148
YE Sep 031	..	..	..
YE Dec 03	511	363	+ 148
YE Mar 041	..	..	..
YE Jun 04	528	354	+ 174
YE Sep 041	..	..	..
YE Dec 04	589	344	+ 245
YE Mar 051	..	..	..
YE Jun 05	596	336	+ 260
YE Sep 051	..	..	..
YE Dec 05	567	361	+ 206
YE Mar 061	..	..	..
YE Jun 06	565	388	+ 177
YE Sep 061	..	..	..
YE Dec 06	596	398	+ 198
YE Mar 071	..	..	..
YE Jun 07	595	387	+ 208
YE Sep 071	..	..	..
YE Dec 07	574	341	+ 233
YE Mar 081	..	..	..
YE Jun 08	571	375	+ 196
YE Sep 081	..	..	..
YE Dec 08	590	427	+ 163
YE Mar 091	..	..	..
YE Jun 09	563	397	+ 166
YE Sep 091	..	..	..
YE Dec 09	567	368	+ 198
YE Mar 10p	580	364	+ 215
YE Jun 10p	572	346	+ 226
YE Sep 10p	586	344	+ 242
YE Dec 10p	575	336	+ 239

.. Not available

YE Year Ending

P Year includes provisional estimates for 2010

1 Long-Term International Migration estimates of migration are only available for calendar years and mid years up to YE Dec 2009. Values for YE Mar and YE Sep for each year in this period have been interpolated for use in the accompanying chart and should not be used in any further analysis.



YE = Year Ending  
p Year includes provisional estimates for 2010.

Long-Term International Migration estimates of migration are only available for calendar years and mid-years up to YE Dec 2009. Values for YE Mar and YE Sep for each year in this period have been interpolated for illustrative purposes only and should not be used in any further analysis.

BEFORE ENTRY

All tables

: = Not applicable.

.. = Not available.

ENTRY CLEARANCE VISAS

All visa tables

Data on entry clearance visas are Management Information. For further information see the *User Guide to Home Office Immigration Statistics*.

Entry clearance visas data are currently updated for all quarters at each publication.

In May/June 2011, UKBA visa application centre in Muscat, Oman processed a small number of entry clearance visas using a new database application. Figures for these visas do not appear in these tables. Figures for these entry clearance visas will be included in subsequent publications when visa data are revised.

Visas by Category Tables

PBS = Points Based System

Dependants are allocated an entry clearance category according to the circumstances of their application. It may not be the same as the category allocated to main applicant.

Tier 1 & pre-PBS equivalent: Other permit free employment—Highly skilled includes those under the Highly Skilled Migrant Programme (HSMP).

Tier 2 dependants are not identified by the type of endorsement of the main applicant.

For work-related entry clearance visas pre-PBS equivalents or non-PBS categories where the endorsement can not be fully assigned to being equivalent to a particular Tier or non-PBS category appear in the category “Other pre-PBS or non-PBS”.

The Student visitor category provides for persons who wish to come to the UK as a visitor and undertake a short period of study that will be completed within the period of their leave. Includes those who applied on the “Short-term student” endorsement. For further information see the *User Guide to Home Office Immigration Statistics*.

The category “Dependents joining/accompanying” was introduced in Control of Immigration: Quarterly statistical summary Q1 2011 and includes those dependants applying for a visa on the basis of their relationship with another migrant.

*Visas by Country of nationality tables*

European Economic Area (EEA) nationals do not require a visa. However records suggest that some apply and are issued with visas. These data also include Swiss nationals and holders of "Turkish Republic of northern Cyprus" passports who are not EEA nationals.

Visas issued to those recorded as "Serbia & Montenegro" are currently included within "Serbia"; this will be revised in later releases.

*Table be.07*

Appeal outcomes do not necessarily relate to appeals received in the same period.

Appeal outcomes by date the notification from the Tribunals Service Immigration & Asylum (formerly AIT) was received at the appropriate Post. Figures appearing in the table will be different to those based on appeal decision date. Differences to any data published by Tribunals Service Immigration & Asylum can also arise due to administrative procedures at individual posts or should there be a delay in the reporting and recording process (e.g. due to geographical location)

Appeals are made to the post that the visa application was made to; this is not necessarily reflective of the country of nationality of the applicant.

Posts with fewer than 10 appeals received are listed under "Other posts".

Decisions and subsequent appeals on applications submitted to Algiers from 2 November 2008 have been dealt with in London.

Most applications made in Pakistan are now dealt with in Abu Dhabi, with settlement applications being processed in London.

## NON-ASYLUM PASSENGERS INITIALLY REFUSED ENTRY

*Tables be.08 and be.08q*

Data from Q1 2010 onwards are provisional.

Within the Index "Annual" and "Quarterly" refer to the *Control of Immigration: Statistics United Kingdom*, 2009 and Q1 2011 bulletins.

## Filtering large tables

Several of the tables in this presentation include filters (grey buttons in the bottom right corner of the cell at the top of columns) to allow users to select which part of the data they wish to view. To use the filters click on the button and select the item you want to see from the list. The arrow turns blue to indicate a filter has been selected for that column. To undo or change the selection click on the button again and select "All" at the top of the list or another item from the list. Multiple items can be selected using the "Custom" option from the list. More than one column can be filtered at the same time.







Type	Category	Q1 2005	Q2 2005	Q3 2005	Q4 2005	Q1 2006	Q2 2006	Q3 2006	Q4 2006
Work	Tier 5 & pre-PBS equivalent								
Work	Tier 5 & pre-PBS equivalent	45	56	66	69	90	72	94	68
Work	Tier 5 & pre-PBS equivalent	0	0	1	2	262	541	411	311
Work	Tier 5 & pre-PBS equivalent	19,511	17,251	11,273	10,388	13,693	14,385	9,162	8,889
Work	Tier 5 & pre-PBS equivalent	1,392	1,055	1,789	1,753	1,328	838	1,539	1,577
Work	Tier 5 & pre-PBS equivalent	:	:	:	:	:	:	:	:
Work	Non-PBS	2,282	8,375	3,857	2,425	2,395	8,151	4,846	2,509
Work	Non-PBS	2,813	2,828	2,153	2,348	2,944	2,744	2,069	1,985
Work	Non-PBS	74	84	72	63	102	95	95	75
Work	Non-PBS	22	61	42	54	64	89	74	40
Work	Other	6,152	13,079	5,380	3,284	8,814	11,834	5,328	2,772
Study	Tier 4 & pre-PBS equivalent	:	:	:	:	:	:	:	:
Study	Tier 4 & pre-PBS equivalent	:	:	:	:	:	:	:	:
Study	Tier 4 & pre-PBS equivalent	22,829	37,332	90,518	23,486	25,806	36,510	101,207	26,077
Study	Tier 4 & pre-PBS equivalent	279	327	533	273	432	70	99	18
Study	Tier 4 & pre-PBS equivalent	:	:	:	:	:	:	:	:
Study	Tier 4 & pre-PBS equivalent	3,227	3,163	5,902	3,716	4,004	3,991	7,978	4,922
Study	Non-PBS	2,683	6,257	5,447	1,447	2,915	12,638	5,783	1,879
Family route	-	10,957	11,937	11,662	10,930	11,726	12,588	13,149	12,158
Family route	-	1,016	1,112	946	788	815	910	948	845
Family route	-	19	17	20	29	17	17	32	30



Type	Category	Q1 2007	Q2 2007	Q3 2007	Q4 2007	Q1 2008	Q2 2008	Q3 2008	Q4 2008
Work	Tier 1 & pre-PBS equivalent			244	457	873	539	52	6
Work	Tier 1 & pre-PBS equivalent	2,364	2,575	2,804	3,107	3,835	2,792	547	181
Work	Tier 1 & pre-PBS equivalent						163	930	1,993
Work	Tier 1 & pre-PBS equivalent							48	47
Work	Tier 1 & pre-PBS equivalent							10	13
Work	Tier 1 & pre-PBS equivalent							32	197
Work	Tier 1 & pre-PBS equivalent								
Work	Tier 1 & pre-PBS equivalent							0	0
Work	Tier 1 & pre-PBS equivalent	1,772	1,160	1,611	1,742	1,880	1,427	722	736
Work	Tier 2 & pre-PBS equivalent								17
Work	Tier 2 & pre-PBS equivalent								47
Work	Tier 2 & pre-PBS equivalent								
Work	Tier 2 & pre-PBS equivalent								
Work	Tier 2 & pre-PBS equivalent								1
Work	Tier 2 & pre-PBS equivalent								0
Work	Tier 2 & pre-PBS equivalent	18,186	16,685	16,876	12,324	13,253	13,918	15,816	11,914
Work	Tier 2 & pre-PBS equivalent	212	177	244	161	167	213	255	128
Work	Tier 2 & pre-PBS equivalent	217	165	132	40	45	32	18	13

Type	Category	Q1 2007	Q2 2007	Q3 2007	Q4 2007	Q1 2008	Q2 2008	Q3 2008	Q4 2008
Work	Tier 2 Dependant	:	:	:	:	:	:	:	25
Work	Dependant	:	:	:	:	:	:	:	:
Work	Dependant	:	:	:	:	:	:	:	:
Work	Dependant	:	:	:	:	:	:	:	:
Work	Dependant	10,759	7,194	7,137	5,006	5,173	4,988	5,845	6,023
Work	Main applicant	:	:	:	:	:	:	:	5
Work	Main applicant	:	:	:	:	:	:	:	1
Work	Main applicant	:	:	:	:	:	:	:	0
Work	Main applicant	:	:	:	:	:	:	:	0
Work	Main applicant	:	:	:	:	:	:	:	0
Work	Main applicant	:	:	:	:	:	:	:	0
Work	Main applicant	:	:	:	:	:	:	:	376
Work	Main applicant	61	50	100	42	44	51	58	38
Work	Main applicant	296	331	304	202	190	356	281	136
Work	Main applicant	13,618	11,357	7,524	6,891	9,898	9,871	8,469	6,224
Work	Main applicant	1,198	558	1,226	1,363	783	944	1,639	1,634
Work	Dependant	:	:	:	:	:	:	:	0
Work	Main applicant	2,492	7,689	4,152	2,312	2,411	7,709	4,100	2,238
Work	Main applicant	2,902	2,300	1,676	1,503	2,113	2,320	1,746	1,532
Work	Main applicant	77	78	77	86	73	58	71	82

Type	Category	Q1 2007	Q2 2007	Q3 2007	Q4 2007	Q1 2008	Q2 2008	Q3 2008	Q4 2008
Work	Non-PBS								
Work	Other	65	44	21	22	9	33	14	19
Study	Tier 4 & pre-PBS equivalent	6,127	7,691	5,405	2,636	3,378	5,019	5,158	2,115
Study	Tier 4 & pre-PBS equivalent	:	:	:	:	:	:	:	:
Study	Tier 4 & pre-PBS equivalent	:	:	:	:	:	:	:	:
Study	Tier 4 & pre-PBS equivalent	27,766	34,549	104,567	26,757	29,238	31,297	115,280	31,850
Study	Tier 4 & pre-PBS equivalent	12	26	96	2	2	22	83	5
Study	Tier 4 & pre-PBS equivalent	:	:	:	:	:	:	:	:
Study	Non-PBS	3,849	3,581	7,781	4,066	4,740	4,881	9,721	4,859
Family route	Family route	3,167	15,445	10,045	4,487	5,949	16,480	14,137	5,673
Family route	Family route	13,528	10,986	13,298	11,047	12,000	11,251	11,701	9,548
Family route	Family route	911	539	245	174	127	171	152	150
Family route	Family route	25	45	30	24	21	26	35	22
Family route	Family route	1,237	1,040	1,014	847	856	838	905	803
Family route	Family route	1,108	1,084	1,277	1,028	940	777	921	994
Family route	Family route	2,083	1,353	839	627	361	345	347	255
Dep. joining / accompanying	Dependant	3,234	5,160	5,260	4,796	5,548	5,680	4,776	2,892
Dep. joining / accompanying	Dependant	4,645	6,429	7,021	5,543	6,232	6,648	6,127	3,555
Dep. joining / accompanying	Dependant	:	:	:	:	:	:	:	3
Other	Other temporary visas	5,416	6,737	5,821	5,443	4,234	5,255	5,145	4,035
Other	Other temporary visas	280,945	402,983	346,257	247,569	249,650	389,868	321,675	231,017
Other	Other temporary visas	25,412	65,402	42,252	17,811	22,436	67,242	39,096	16,954
Other	Other temporary visas	9,330	12,278	9,956	8,652	5,940	10,210	8,715	7,652
Other	Other temporary visas	1,328	1,940	1,729	1,646	1,582	2,474	2,231	1,520

Type	Category	Q1 2007	Q2 2007	Q3 2007	Q4 2007	Q1 2008	Q2 2008	Q3 2008	Q4 2008
Other	Other settlement visas								
	Main applicant	1,070	911	773	555	580	702	560	356
Other	Other settlement visas	836	385	431	286	457	340	404	373
	All								
	Certificate of entitlement to right of abode								
	Other settlement (indefinite leave)								

Table bc.04q (continued)

Type	Category	Q1 2009	Q2 2009	Q3 2009	Q4 2009	Q1 2010	Q2 2010	Q3 2010	Q4 2010
<b>Study Work</b>	<b>*Total (including Student Visitors)</b>	<b>43,531</b>	<b>42,736</b>	<b>178,251</b>	<b>76,558</b>	<b>54,531</b>	<b>52,715</b>	<b>171,582</b>	<b>55,921</b>
Work	Tier 1—General	6,676	3,723	1,787	1,744	1,844	2,841	3,499	1,944
Work	Tier 1—Investors	31	32	53	37	49	41	60	61
Work	Tier 1—Entrepreneurs	20	23	40	35	40	53	56	40
Work	Tier 1—Post Study	1,066	1,014	1,049	1,115	1,296	1,216	1,385	1,463
Work	Tier 1—Exceptional Talent	:	:	:	:	:	:	:	:
Work	Tier 1—Other	0	0	0	0	0	1	0	0
Work	International Graduates Scheme	5	5	3	0	0	1	:	:
Work	Other permit free employment—Highly skilled	108	151	57	78	53	26	18	17
Work	Tier 1—General	2,916	2,751	2,162	2,548	2,439	3,462	3,803	3,111
Work	Tier 1—Investors	63	53	101	65	72	79	110	111
Work	Tier 1—Entrepreneurs	18	59	59	44	34	57	92	58
Work	Tier 1—Post Study	465	626	529	859	767	866	834	778
Work	Tier 1—Exceptional Talent	:	:	:	:	:	:	:	:
Work	Tier 1—Other	0	3	1	0	5	1	2	0

Type	Category	Q1 2009	Q2 2009	Q3 2009	Q4 2009	Q1 2010	Q2 2010	Q3 2010	Q4 2010
Work	Tier 1 & pre-PBS equivalent								
Work	Tier 2 & pre-PBS equivalent	503	575	379	222	125	72	38	30
Work	Tier 2 & pre-PBS equivalent	905	2,196	2,940	2,516	2,629	2,930	3,138	1,217
Work	Tier 2 & pre-PBS equivalent	4,356	5,662	6,091	5,920	7,379	7,164	8,046	6,584
Work	Tier 2 & pre-PBS equivalent								
Work	Tier 2 & pre-PBS equivalent								
Work	Tier 2 & pre-PBS equivalent	92	82	120	78	71	89	106	99
Work	Tier 2 & pre-PBS equivalent	45	43	128	49	45	47	108	29
Work	Tier 2 & pre-PBS equivalent	3,905	698	294	127	94	71	49	27
Work	Tier 2 & pre-PBS equivalent	15	8	4	1	0	3	0	0
Work	Tier 2 & pre-PBS equivalent	10	3						
Work	Tier 2 & pre-PBS equivalent	2,035	3,887	4,973	4,606	5,348	6,267	7,219	5,772
Work	Tier 2 & pre-PBS equivalent								
Work	Tier 2 & pre-PBS equivalent								
Work	Tier 2 & pre-PBS equivalent	4,447	3,090	2,270	1,674	1,448	771	791	655
Work	Tier 5 & pre-PBS equivalent	281	361	729	482	452	553	706	548
Work	Tier 5 & pre-PBS equivalent	779	1,890	2,078	1,204	1,842	2,329	2,209	1,377
Work	Tier 5 & pre-PBS equivalent	98	351	918	365	508	1,072	1,180	475
Work	Tier 5 & pre-PBS equivalent	51	117	179	98	124	114	131	84



<i>Type</i>	<i>Category</i>	<i>Q1 2009</i>	<i>Q2 2009</i>	<i>Q3 2009</i>	<i>Q4 2009</i>	<i>Q1 2010</i>	<i>Q2 2010</i>	<i>Q3 2010</i>	<i>Q4 2010</i>
Work	Tier 5—Religious Workers Main applicant	48	260	470	260	295	446	527	282
Work	Tier 5—Youth Mobility Main applicant	6,756	5,903	3,779	3,645	7,133	5,681	4,269	3,637
Work	Private servants in Diplomatic Households Main applicant	0	0	1	:	:	:	:	:
Work	Religious workers Main applicant	26	39	10	8	3	8	3	:
Work	Working holidaymakers Main applicant	1,355	1,520	1,168	1,051	321	144	58	27
Work	Other permit free employment Main applicant	27	6	4	1	2	0	0	0
Work	Tier 5 Dependant Dependant	59	140	298	258	279	313	369	317
Work	Domestic workers in Private Households Main applicant	2,501	7,295	2,679	2,411	2,349	7,459	3,040	2,503
Work	UK Ancestry Main applicant	1,393	1,397	1,077	1,021	1,446	1,260	1,080	984
Work	Other permit free employment—Non-PBS Main applicant	82	114	212	113	109	147	137	97
Work	Domestic workers in Private Households Dependant	46	61	78	61	45	118	96	77
Work	Other permit free employment not allocated Main applicant	304	245	225	182	145	305	194	195
Study	Tier 4—General student Main applicant	5	17,459	145,836	58,481	39,064	28,180	136,411	38,408
Study	Tier 4—Child student Main applicant	0	516	5,325	715	462	1,111	5,829	939
Study	Students Main applicant	32,294	6,627	3,550	2,401	1,469	1,001	732	191
Study	Trainees—doctors & dentists Main applicant	3	1	1	:	:	:	:	:
Study	Tier 4—General student Dependant	0	1,645	9,791	8,068	5,804	4,571	11,699	7,749
Study	Students Dependant	5,315	2,214	1,794	1,332	765	475	447	251

Type	Category	Q1 2009	Q2 2009	Q3 2009	Q4 2009	Q1 2010	Q2 2010	Q3 2010	Q4 2010
Study	Non-PBS								
	Main applicant	5,914	14,274	11,954	5,561	6,967	17,377	16,464	8,383
Family route	All	10,894	8,363	8,220	10,766	9,081	8,942	9,573	10,831
Family route	All	110	143	477	584	675	495	529	354
Family route	All	15	16	16	16	23	30	29	25
Family route	All	800	821	1,252	1,324	1,248	1,446	1,579	1,318
Family route	All	947	1,026	1,202	1,036	1,091	1,075	1,367	1,354
Family route	All	232	256	317	642	853	602	645	563
Dep. joining / accompanying	Dependant	1,898	1,840	1,381	1,182	1,183	1,458	1,324	1,115
Dep. joining / accompanying	Dependant	2,883	3,015	2,511	2,717	2,116	2,801	2,617	2,682
Dep. joining / accompanying	Dependant	6	13	26	9	9	16	19	20
Other	Other temporary visas	4,354	4,739	5,207	5,072	4,517	5,112	5,974	5,148
Other	Other temporary visas	247,488	396,527	326,699	261,386	260,128	433,439	373,341	285,961
Other	Other temporary visas	22,136	58,918	33,847	18,644	24,941	70,910	46,414	23,664
Other	Other temporary visas	6,497	9,933	8,733	7,139	5,164	9,042	8,145	6,604
Other	Other temporary visas	2,404	2,385	2,471	2,107	2,108	2,040	2,286	1,819
Other	Other settlement visas	464	627	576	373	509	561	613	392
Other	Other settlement visas	441	506	1,374	646	300	212	505	334

Table be.04q (continued)

Type	Category	Q1 2011	Q2 2011
Study	*Total (including Student Visitors)	65,975	64,910
Work	Tier 1—General	1,829	42
Work	Tier 1—Investors	44	71
Work	Tier 1—Entrepreneurs	95	101
Work	Tier 1—Post Study	2,253	1,172

<i>Type</i>	<i>Category</i>		<i>Q1</i>	<i>Q2</i>
			<i>2011</i>	<i>2011</i>
Work	Tier 1 & pre-PBS equivalent	Main applicant		
Work	Tier 1 & pre-PBS equivalent	Main applicant	:	:
Work	Tier 1 & pre-PBS equivalent	Main applicant	0	0
Work	Tier 1 & pre-PBS equivalent	Main applicant	:	:
Work	Tier 1 & pre-PBS equivalent	Main applicant	20	16
Work	Tier 1 & pre-PBS equivalent	Dependant	3,052	2,700
Work	Tier 1 & pre-PBS equivalent	Dependant	74	115
Work	Tier 1 & pre-PBS equivalent	Dependant	88	105
Work	Tier 1 & pre-PBS equivalent	Dependant	758	746
Work	Tier 1 & pre-PBS equivalent	Dependant	:	:
Work	Tier 1 & pre-PBS equivalent	Dependant	1	0
Work	Tier 1 & pre-PBS equivalent	Dependant	30	10
Work	Tier 2 & pre-PBS equivalent	Main applicant	1,446	1,945
Work	Tier 2 & pre-PBS equivalent	Main applicant	7,372	2,242
Work	Tier 2 & pre-PBS equivalent	Main applicant	:	2,993
Work	Tier 2 & pre-PBS equivalent	Main applicant	:	2,153
Work	Tier 2 & pre-PBS equivalent	Main applicant	92	81
Work	Tier 2 & pre-PBS equivalent	Main applicant	54	37
Work	Tier 2 & pre-PBS equivalent	Main applicant	17	8

<i>Type</i>	<i>Category</i>		<i>Q1</i>	<i>Q2</i>
			<i>2011</i>	<i>2011</i>
Work	Tier 2 & pre-PBS equivalent	Main applicant	0	2
Work	Tier 2 & pre-PBS equivalent	Main applicant	:	:
Work	Tier 2 & pre-PBS equivalent	Dependant	6,120	4,099
Work	Tier 2 & pre-PBS equivalent	Dependant	:	825
Work	Tier 2 & pre-PBS equivalent	Dependant	:	2,191
Work	Tier 2 & pre-PBS equivalent	Dependant	543	412
Work	Tier 5 & pre-PBS equivalent	Main applicant	444	467
Work	Tier 5 & pre-PBS equivalent	Main applicant	2,622	2,147
Work	Tier 5 & pre-PBS equivalent	Main applicant	617	1,270
Work	Tier 5 & pre-PBS equivalent	Main applicant	100	97
Work	Tier 5 & pre-PBS equivalent	Main applicant	322	494
Work	Tier 5 & pre-PBS equivalent	Main applicant	7,203	5,781
Work	Tier 5 & pre-PBS equivalent	Main applicant	:	:
Work	Tier 5 & pre-PBS equivalent	Main applicant	:	:
Work	Tier 5 & pre-PBS equivalent	Main applicant	8	5
Work	Tier 5 & pre-PBS equivalent	Main applicant	0	1
Work	Tier 5 & pre-PBS equivalent	Dependant	286	346
Work	Non-PBS	Main applicant	2,665	8,026

<i>Type</i>	<i>Category</i>		<i>Q1</i>	<i>Q2</i>
			2011	2011
Work	Non-PBS	Main applicant	1,296	1,260
Work	Non-PBS	Main applicant	141	196
Work	Non-PBS	Dependant	76	69
Work	Other	Main applicant	162	173
Study	Tier 4 & pre-PBS equivalent	Main applicant	47,552	37,630
Study	Tier 4 & pre-PBS equivalent	Main applicant	671	1,592
Study	Tier 4 & pre-PBS equivalent	Main applicant	1,018	233
Study	Tier 4 & pre-PBS equivalent	Main applicant	:	:
Study	Tier 4 & pre-PBS equivalent	Dependant	7,726	5,284
Study	Tier 4 & pre-PBS equivalent	Dependant	140	46
Study	Non-PBS	Main applicant	8,868	20,125
Family route	-	All	8,562	7,036
Family route	-	All	309	380
Family route	-	All	21	33
Family route	-	All	1,340	1,081
Family route	-	All	1,324	925
Family route	-	All	474	526
Dep. joining / accompanying	-	Dependant	1,051	1,188
Dep. joining / accompanying	-	Dependant	2,564	2,387
Dep. joining / accompanying	-	Dependant	25	9
Other	Other temporary visas	All	4,668	5,380
Other	Other temporary visas	Main applicant	299,322	501,179

<i>Type</i>	<i>Category</i>	<i>Q1 2011</i>	<i>Q2 2011</i>
Other	Other temporary visas	30,923	88,208
Other	Other temporary visas	4,957	8,244
Other	Other temporary visas	2,274	2,235
Other	Other settlement visas		
	Dependant		
	All		
	All		
	Main applicant		
	Other settlement visas		
	Other settlement visas		
	Other settlement (indefinite leave)	587	590
	Other settlement (indefinite leave)	325	176

## Appendix C

### ENFORCEMENT OF POINTS-BASED SYSTEM: TIER 2 (SKILLED EMPLOYEES)

*Comment 9:* In his February 2011 report on implementation of Tier 2 of the Points-Based System, the Independent Chief Inspector of the UK Border Agency was very critical of the standard of decision-making on applications and the capacity of the Agency to ensure that neither sponsors nor visa-holders breached the terms of the visa. In particular he noted:

- inconsistent approaches to the decision making process on Tier 2 cases which meant that some applications were refused because of minor omissions of evidence or information whereas others were given additional time to supply the missing information;
- applicants were having to make and pay for subsequent applications because of minor omissions which could have been addressed with minimal effort by the Agency;
- as a result of subsequent applications, the Agency was having to use additional resources to make further assessments and decisions;
- there was no evidence of a systematic approach to ensure that post-licensing visits were carried out on sponsors retrospectively; and
- the Agency did not routinely take the required action to curtail Tier 2 migrants' leave to remain in the UK when they had stopped working for their sponsor.

However, this was less a criticism of the staff, whom he found to be professional, enthusiastic and committed, than of inadequate guidance, quality control and management, and—in relation to inspecting employers and taking action against migrants who had breached their visas or overstayed—grossly inadequate resources. (Paragraph 12)

### GOVERNMENT RESPONSE

The UK Border Agency has already made changes to its policy of evidential flexibility in respect of applications under the points-based system. Revised instructions have been circulated to ensure that a consistent approach in decision making is adopted across case working units both in the UK and overseas. The revised arrangements mean that where minor omissions have been made, applicants will be given seven days to provide the information needed to determine their application. This same evidential flexibility approach has also been introduced to sponsor licence applications.

In addition to the evidential flexibility arrangements, the agency has introduced further measures to allow applicants applying in the UK to correct minor errors or omissions earlier in the application process. This approach was trialled on the Tier 1 (General) route in order to avoid rejection of applications prior to the closure of the route. The agency plans to extend this approach across all temporary migration routes this summer.

All applicants wishing to stay in the UK under the points-based system are required to submit all relevant evidence in support of their application at the time the application is made. The UK Border Agency is committed to helping migrants and sponsors to get their applications right first time wherever possible. Over the next 12 months, the agency will be reviewing and improving all guidance on offer to users of the points-based system and will begin to introduce on-line forms to make the application process easier. As part of the on-line process, a check list will be produced to clarify the documentation the applicant must provide as part of their application. Additional call centre support for on-line applicants will also be offered.

The Committee's points regarding post-licensing visits and curtailment of leave are addressed separately below.

## Appendix D

You requested our response to the detailed questions about students and educational sponsors in paragraphs 22 and 24 of the Committee's last report on the UKBA. All answers are for the period April–July 2011 unless otherwise stated. Information provided is taken from operational management information, is subject to change and is not National Statistics.

### PARAGRAPH 22

*How many applications for Tier 4 (General) visas have been granted in that period*

67,459.

*How many applications for Tier 4 (General) visas have been refused and the reasons for these refusals in that period*

13,076.

*How many applications for Tier 4 (Student Visitor) visas have been granted in that period*

29,077.

*How many applications for Tier 4 (Student Visitor) visas have been refused and the reasons for these refusals in that period*

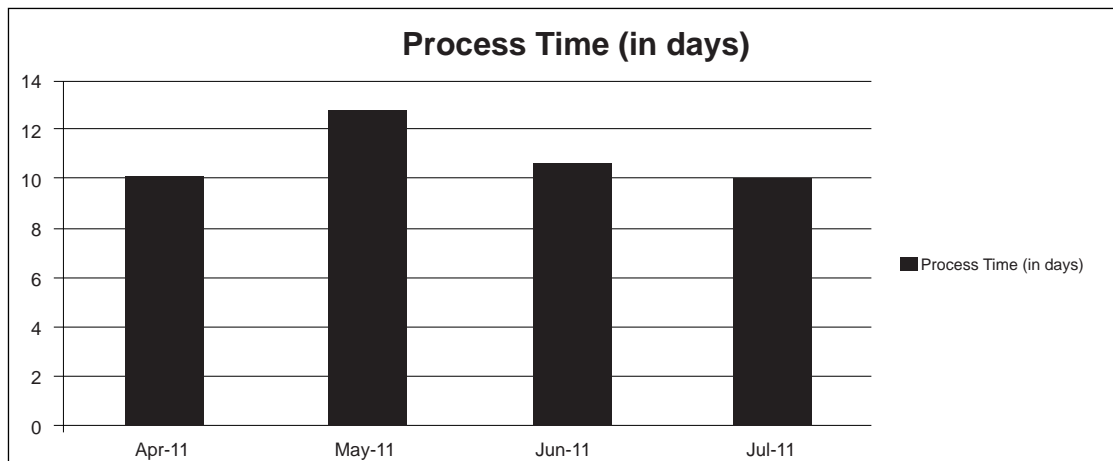
3,529.

*How many applications for Tier 4 visas have been refused on the basis of fraudulent evidence at both UK-based and overseas processing centres in that period*

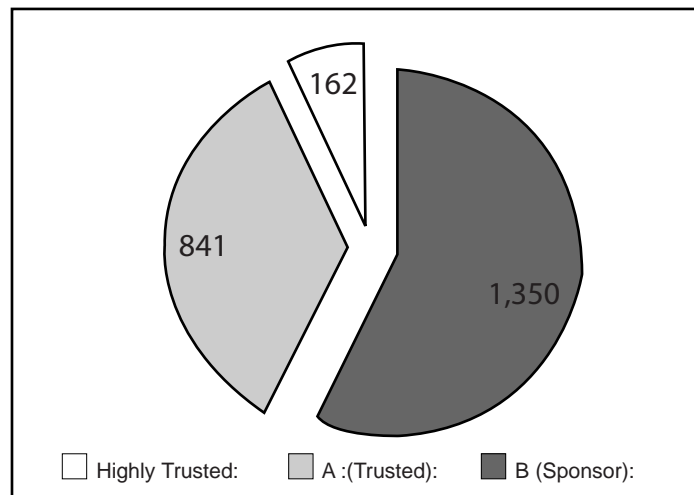
This has been taken to refer to applications made out of country for a visa to come to the UK for study. The number of Tier 4 visas refused out of country on the basis of fraudulent evidence, as defined in paragraph 320 of the Immigration Rules, is 2,359. No applications were received on this basis by the visa processing centre in Croydon.

*A graph showing processing times for Tier 4 visas, differentiating between UK-based and overseas processing posts in that period*

This has been taken to refer to applications made out of country for a visa to come to the UK for study. The average time taken to process applications both outside the UK and at the visa processing centre in Croydon is as follows:



*A graph showing the number of Tier 4 sponsors who are highly trusted sponsors, A rated sponsors and B rated sponsors*





*The number of first time visits to Tier 4 sponsors in that period; and the number of follow up visits to Tier 4 sponsors in that period*

Pre licence visits: 102.

Post licence visits: 228.

*The number of “gifted student” exemptions from language requirements a) applied for and b) granted in that period*

We do not collect data in respect of these exemptions.

*The number of Post-Study Work visas a) applied for and b) granted in that period 2011*

IN-COUNTRY APPLICATIONS (LEAD APPLICANT ONLY)			
<i>Month</i>	<i>Applications received</i>	<i>Applications granted*</i>	
April 2011	1,994	1,576	
May 2011	1,532	1,898	
June 2011	1,588	1,979	
July 2011	2,637	2,476	
<b>Total</b>	<b>7,751</b>	<b>7,929</b>	

\* The number of applications granted in a particular month may have been received in previous months.

OUT OF COUNTRY APPLICATIONS (LEAD APPLICANT ONLY)			
<i>Month</i>	<i>Applications received</i>	<i>Applications granted</i>	
April 2011	441	461	
May 2011	384	341	
June 2011	409	370	
July 2011	359	268	
<b>Total</b>	<b>1,593</b>	<b>1,440</b>	

*The number of Student Entrepreneur visas a) applied for and b) granted in that period*

This route has not yet been introduced. It is anticipated that it will be introduced in Spring 2012.

*The number of students required to leave and/or deported for breaking the terms of their visas in that period*

The UK Border Agency’s published statistics are not broken down to show the category of stay of those who are removed.

#### PARAGRAPH 24

*How many bogus colleges have been closed or removed from the register in that period*

The UK Border Agency does not recognise the term “bogus college” and in any event has no powers to close a college.

*How many other sponsors have had their licences revoked in that period; and how many sponsors have had their licences suspended in that period*

Number of licences suspended: 76.

Number of licences revoked: 11.

*How many sponsors have been fined for misuse of their licence in that period; and how many sponsors have been prosecuted for misuse of their licence in that period*

The UK Border Agency does not have a power to fine or prosecute a sponsor for the misuse of its licence.

*What other sanctions have been used against sponsors who misused their licence in that period*

Sponsors may have their licence downgraded restricting their ability to sponsor new non-EEA students. Re-ratings are based on compliance issues which were not considered serious enough to warrant suspension or revocation of the licence.

*A list of the colleges suspended in that period, indicating which remain suspended, which have been reinstated and which have been permanently removed from the register*

The number of institutions whose licence has been suspended is given in the table below. The UK Border Agency does not publish the names of colleges whose licence has been suspended.

T4 ACTIONS 1 APRIL 2011 TO 31 JULY 2011

Suspended	76
Reinstated	8
Revoked	11

**Appendix E**

CHILD DETENTION

*Comment 17:* Unfortunately, the situation [regarding detention of children, following Government announcement that it would end from 11 May] has proved less clear-cut in practice, with, amongst other things, questions about the use of alternative accommodation for families awaiting removal from the UK. (Paragraph 26)

GOVERNMENT RESPONSE

The Government's plans for ending the detention of children are set out in the "Review into Ending the Detention of Children for Immigration purposes published on 16 December 2010<sup>5</sup>. These included rolling out a new family returns process nationally on 1 March 2011 and minimal use of Tinsley House Immigration Removal Centre pending the establishment of a completely new form of pre-departure accommodation in May 2011. We also said that after May we would cease to use Tinsley House for all but two categories of case: families held at the border while enquiries are made and/or a return flight is being arranged; and, pending their removal, families with individuals who may present a risk to the public.

The family returns process, including the new independent Family Returns Panel, was rolled out as planned on 1 March. The new pre-departure accommodation is expected to be ready to accept families later this summer but we have already ceased to use Tinsley House for such families in line with the commitment given.

Figures are published on a monthly basis for children held in immigration removal centres<sup>6</sup>. The most recent figures show that between 11 and 31 May 2 families were detained in Tinsley House:

<i>No in family</i>	<i>No of children</i>	<i>Date of arrival in Tinsley House</i>	<i>Date of departure from Tinsley House</i>
5	3	10 May 2011	12 May 2011
4	2	29 May 2011	29 May 2011

Both families were encountered at the border. The first was refused entry and held pending a return flight. The second family arrived in the middle of the night and was held while further enquiries were made; they were released that afternoon.

The published figures also show that one child was detained at Campsfield House in May, and we have also identified a second child who was detained in April and released in May; the latter case was not included in the April figures (because he was not considered to be a child at that point) but will be subject to inclusion in the revised quarterly figures when they are published in August. (The monthly release of numbers of children entering detention is provisional and it is expected that they will be superseded by the quarterly figures on children entering detention.) Both individuals had originally been considered to be adults but were released as soon as they were assessed to be under 18. They were detained for 9 and 18 days respectively.

The figures for June 2011 will be published on 28 July 2011.

We have since identified a further category of case where we may occasionally need to use Tinsley House to accommodate a prisoner accompanied by a child immediately prior to removal. These would be either:

- Mother and baby cases: where a mother who has been serving her sentence in a prison Mother and Baby Unit is being returned with her baby under the Early Removal Scheme (i.e. before the end of her sentence) and the time of the flight and the distance to the airport mean that they have to be accommodated near the airport for the night before the flight; or
- Contingency arrangements: where a single parent is being returned straight from prison custody or immigration detention and meeting her child(ren) at the airport for the return flight. We need some fallback in such cases in the event of the departure not taking place as planned, eg because of a flight delay or cancellation.

<sup>5</sup> [www.ukba.homeoffice.gov.uk/sitecontent/documents/policyandlaw/consultations/26-end-child-detention/child-detention-conclusions.pdf](http://www.ukba.homeoffice.gov.uk/sitecontent/documents/policyandlaw/consultations/26-end-child-detention/child-detention-conclusions.pdf)

<sup>6</sup> <http://homeoffice.gov.uk/science-research/research-statistics/migration/migration-statistics/>

We expect both types of cases to arise only rarely and for the period in Tinsley to be typically no more than a night.

### Appendix E

#### CHILDREN ENTERING DETENTION (M)(1) HELD SOLELY UNDER IMMIGRATION ACT POWERS, BY AGE (2)

#### AND PLACE OF INITIAL DETENTION, JULY 2011 (3)(4)(5)

<i>United Kingdom</i>	<i>Children</i>			<i>Number of children</i>	
	<i>Under 5 yrs</i>	<i>5–11 yrs</i>	<i>12–16 yrs</i>	<i>17 yrs</i>	<i>Total</i>
<b>Immigration Removal Centres</b>					
Brook House	0	0	0	0	0
Campsfield House	0	0	0	0	0
Dover Immigration Removal Centre	0	0	0	0	0
Dungavel	0	0	0	0	0
Harmondsworth	0	0	0	0	0
Haslar	0	0	0	0	0
Lindholme	0	0	0	0	0
Morton Hall	0	0	0	0	0
Tinsley House	5	3	1	0	9
Yarl's Wood	0	0	0	0	0
<b>Short Term Holding Facilities(6)</b>					
Colnbrook Short Term	0	0	0	0	0
Larne House (7)	0	0	0	0	0
Pennine House	0	0	0	0	0
<b>Grand Total</b>	<b>5</b>	<b>3</b>	<b>1</b>	<b>0</b>	<b>9</b>

(1) Some detainees may be recorded more than once if, for example, the person has been detained on more than one separate occasion in the time period shown, such as a person who has left detention, but has subsequently been re-detained.

(2) Recorded age at the start of their period of detention, these figures may include age disputed cases.

(3) Figures exclude persons recorded as entering police cells and Prison Service establishments, those recorded as detained under both criminal and immigration powers and their dependants.

(4) Figures include dependants.

(5) May include persons detained for less than 24 hours.

(6) Short Term Holding Facilities suitable for up to 7 days detention.

(7) Larne House opened on 5 July 2011.

(M) These figures are based on management information and are not subject to the detailed checks that apply for National Statistics. They are provisional and subject to change. These figures may alter when produced for the National Statistics publication following more detailed checking.

#### MONTHLY CHILDREN ENTERING DETENTION TABLE

##### *Background*

The Home Office have published management information on adults and children entering detention held solely under Immigration Act powers going back to Quarter 1 2009. They have been published quarterly and are available in Immigration Statistics, on the Home Office's Science, Research and Statistics website at: Migration statistics | Home Office.

The latest edition current to this publication is Immigration Statistics: April—June 2011 published on 25 August 2011. Statistics on people entering detention are shown in Tables dt.01 to dt.03.q.

All the statistics on detention are published quarterly alongside other statistics related to migration, to allow a more coherent picture of immigration statistics, cover a wide range of data and avoid confusion caused by frequent publications which may give conflicting messages. However, there has been a recent increase in public and parliamentary interest in the numbers of children entering detention, held solely under Immigration Act powers, as evidenced for example by a greater number of Parliamentary Questions and Freedom of Information Act requests on this subject. In order to service this latest interest and a desire for more frequent information it was decided to publish management information monthly on children entering detention, held solely under Immigration Act powers, as official statistics.

The intention is to publish children entering detention data monthly, until the Pre-Departure Accommodation recommended by the review is available. After which, consideration will be given to future publication of the series.

NOTES ON THE TABLE PROVIDED

The figures are based on management information and are not subject to the detailed checks that apply for National Statistics. They may be revised in the subsequent Immigration Statistics publication following more detailed quality assurance. Therefore they should be seen as provisional and to be superseded by the quarterly figures on children entering detention which will continue to be published in Immigration Statistics.

DETENTION

*All tables*

Data from Q1 2010 onwards are provisional:

- : = Not applicable.
- .. = Not available.

All people held are detained in the United Kingdom solely under Immigration Act powers and exclude those in police cells and Prison Service establishments, those recorded as detained under both criminal and immigration powers and their dependants.

*Asylum:* People detained solely under Immigration Act powers who are recorded as having sought asylum at some stage and may under record due to instances of detainees claiming asylum after the data extract date.

Figures include dependants.

IRC = Immigration Removal Centre, STHF = Short Term Holding Facility.

*Tables dt.01, dt.01.q, dt.02, dt.02.q, dt.03 and dt.03.q (People entering detention)*

Some detainees may be recorded more than once if, for example, the person has been detained on more than one separate occasion in the time period shown, such as a person who has left detention, but has subsequently been re-detained.

Figures exclude people recorded as entering Harwich Short Term Holding Facility

Child detainees are those with age recorded as under 18 at the start of their period of detention, these figures may include age disputed cases.

*Tables dt.04, dt.04.q, dt.05, dt.05.q, dt.06 and dt.06.q (People leaving detention)*

Relates to most recent period of sole detention. The period of detention starts when a person first enters the UK Border Agency estate. If the person is then moved from a removal centre to a police cell or Prison Service establishment, this period of stay will be included if the detention is solely under Immigration Act powers.

*Tables dt.07.q, dt.08 and dt.08.q (People in detention)*

Data are as at the date shown and are not subject to change.

*Table dt.08*

Figures are as at the last day in the year for which the extract was taken for: 25 December 2004, 31 December 2005, 30 December 2006, 29 December 2007, 27 December 2008 and from 2009 are as at 31 December.

*Table dt.08.q*

Figures are as at the last day of the quarter: Q1: 31 March; Q2: 30 June; Q3: 30 September; Q4: 31 December.

*2007*

From 2007 onwards “Serbia and Montenegro” shown separately as: “Former Yugoslavia”, “Kosovo”, “Montenegro” and “Serbia”.

*2008*

Pennine House (formerly named Manchester Airport short term holding facility which closed on 15 June 2008), reopened on 30 November 2008.

2009

Brook House opened on 18 March 2009.

2010

Dover Harbour closed on 31 July 2010.

Oakington Reception Centre closed on 12 November 2010.

Harwich Short Term Holding Facility closed on 30 November 2010.

Yarl's Wood closed to families with children on 16 December 2010.

2011

From 2011 onwards “Bonaire, Sint Eustatius and Saba”/“Curacao”/“St. Maarten (Dutch Part)” replaced “Netherlands Antilles”.

Morton Hall opened on 16 May 2011.

Within the Index “Annual” and “Quarterly” refer to the *Control of Immigration* 2009 annual and Q1 2011 quarterly bulletins.

*Filtering large tables*

Several of the tables in this presentation include filters (grey buttons in the bottom right corner of the cell at the top of columns) to allow users to select which part of the data they wish to view. To use the filters click on the button and select the item you want to see from the list. The arrow turns blue to indicate a filter has been selected for that column. To undo or change the selection click on the button again and select “All” at the top of the list or another item from the list. Multiple items can be selected using the “Custom” option from the list. More than one column can be filtered at the same time.

---

## Appendix E

TABLE DT.08.Q: PEOPLE IN DETENTION BY COUNTRY OF NATIONALITY, SEX, PLACE OF DETENTION AND AGE

Quarter	Geographical region	Country of nationality	Total detainees	Brook House IRC	Campsfield House IRC	Colnbrook IRC	Dover IRC	Dungavel IRC	Harmondsworth IRC	Haslar IRC
2010 Q1	<b>Total</b>	<b>*Total</b>	<b>2,802</b>	<b>416</b>	<b>199</b>	<b>290</b>	<b>309</b>	<b>193</b>	<b>247</b>	<b>117</b>
2010 Q1	Africa	*Total Africa	1,057	166	72	113	139	60	63	37
2010 Q1	Americas	*Total Americas	222	55	11	39	29	3	11	3
2010 Q1	Asia	*Total Asia	1,096	121	93	85	90	103	143	61
2010 Q1	Europe	*Total Europe	175	26	12	19	19	9	13	7
2010 Q1	Middle East	*Total Middle East	246	48	11	33	31	17	16	9
2010 Q1	Oceania	*Total Oceania	2	0	0	0	0	0	1	0
2010 Q1	Other	*Total Other	4	0	0	1	1	1	0	0
2010 Q1	Asia	Afghanistan	149	20	16	16	6	9	35	5
2010 Q1	Europe	Albania	24	6	0	2	3	1	2	1
2010 Q1	Africa	Algeria	83	23	3	11	24	1	6	3
2010 Q1	Oceania	American Samoa	0	0	0	0	0	0	0	0
2010 Q1	Europe	Andorra	0	0	0	0	0	0	0	0
2010 Q1	Africa	Angola	17	4	1	3	2	0	1	1
2010 Q1	Americas	Anguilla (British)	0	0	0	0	0	0	0	0
2010 Q1	Americas	Antigua and Barbuda	0	0	0	0	0	0	0	0
2010 Q1	Americas	Argentina	0	0	0	0	0	0	0	0
2010 Q1	Europe	Armenia	1	0	1	0	0	0	0	0
2010 Q1	Americas	Aruba	0	0	0	0	0	0	0	0
2010 Q1	Oceania	Australia	0	0	0	0	0	0	0	0
2010 Q1	Europe	Austria	0	0	0	0	0	0	0	0
2010 Q1	Europe	Azerbaijan	1	0	0	0	0	0	0	0
2010 Q1	Americas	Bahamas, The	0	0	0	0	0	0	0	0
2010 Q1	Middle East	Bahrain	0	0	0	0	0	0	0	0
2010 Q1	Asia	Bangladesh	108	4	17	6	8	12	20	10
2010 Q1	Americas	Barbados	4	2	0	0	1	0	0	0
2010 Q1	Europe	Belarus	1	0	0	0	0	0	0	0
2010 Q1	Europe	Belgium	0	0	0	0	0	0	0	0
2010 Q1	Americas	Belize	0	0	0	0	0	0	0	0
2010 Q1	Africa	Benin	0	0	0	0	0	0	0	0
2010 Q1	Americas	Bermuda (British)	0	0	0	0	0	0	0	0
2010 Q1	Asia	Bhutan	0	0	0	0	0	0	0	0
2010 Q1	Americas	Bolivia	7	0	0	0	1	0	2	1







Quarter	Geographical region	Country of nationality	Total detainees	Brook House IRC	Campsfield House IRC	Colnbrook IRC	Dover IRC	Dungavel IRC	Hammondsworth IRC	Haslar IRC
2010 Q1	Africa	Guinea	9	2	0	1	3	0	2	0
2010 Q1	Africa	Guinea-Bissau	2	2	0	0	0	0	0	0
2010 Q1	Americas	Guyana	1	0	0	1	0	0	0	0
2010 Q1	Americas	Haiti	0	0	0	0	0	0	0	0
2010 Q1	Oceania	Heard Island and McDonald Islands	0	0	0	0	0	0	0	0
2010 Q1	Americas	Honduras	0	0	0	0	0	0	0	0
2010 Q1	Asia	Hong Kong	2	0	0	0	0	0	0	0
2010 Q1	Europe	Hungary	0	0	0	0	0	0	0	0
2010 Q1	Europe	Iceland	0	0	0	0	0	0	0	0
2010 Q1	Asia	India	144	20	11	10	15	7	12	15
2010 Q1	Asia	Indonesia	0	0	0	0	0	0	0	0
2010 Q1	Middle East	Iran	80	15	4	8	13	8	5	4
2010 Q1	Middle East	Iraq	126	30	5	20	13	6	7	5
2010 Q1	Europe	Ireland	0	0	0	0	0	0	0	0
2010 Q1	Middle East	Israel	1	0	0	1	0	0	0	0
2010 Q1	Europe	Italy	1	0	0	1	0	0	0	0
2010 Q1	Africa	Ivory Coast	12	2	1	1	3	4	0	0
2010 Q1	Americas	Jamaica	162	48	9	35	21	3	6	2
2010 Q1	Asia	Japan	0	0	0	0	0	0	0	0
2010 Q1	Middle East	Jordan	2	0	1	0	0	0	1	0
2010 Q1	Europe	Kazakhstan	1	1	0	0	0	0	0	0
2010 Q1	Africa	Kenya	23	3	1	2	5	0	1	1
2010 Q1	Oceania	Kiribati	0	0	0	0	0	0	0	0
2010 Q1	Asia	Korea (North)	1	0	0	0	1	0	0	0
2010 Q1	Asia	Korea (South)	0	0	0	0	0	0	0	0
2010 Q1	Europe	Kosovo	9	0	0	2	3	0	1	0
2010 Q1	Middle East	Kuwait	3	1	0	0	0	2	0	0
2010 Q1	Europe	Kyrgyzstan	0	0	0	0	0	0	0	0
2010 Q1	Asia	Laos	0	0	0	0	0	0	0	0
2010 Q1	Europe	Latvia	3	1	0	0	0	1	0	0
2010 Q1	Middle East	Lebanon	8	0	0	2	1	0	0	0
2010 Q1	Africa	Lesotho	0	0	0	0	0	0	0	0
2010 Q1	Africa	Liberia	13	1	2	2	1	1	1	0
2010 Q1	Africa	Libya	8	2	2	0	1	1	1	0
2010 Q1	Europe	Liechtenstein	0	0	0	0	0	0	0	0
2010 Q1	Europe	Lithuania	2	0	0	0	0	1	0	0





Quarter	Geographical region	Country of nationality	Total detainees	Brook House IRC	Campsfield House IRC	Colnbrook IRC	Dover IRC	Dungavel IRC	Hammondsworth IRC	Haslar IRC
2010 Q1	Africa	Somalia	65	12	1	19	15	7	2	2
2010 Q1	Africa	South Africa	20	1	0	2	5	4	1	0
2010 Q1	Americas	South Georgia and South Sandwich Islands	0	0	0	0	0	0	0	0
2010 Q1	Europe	Spain	2	1	0	0	0	1	0	0
2010 Q1	Asia	Sri Lanka	45	8	6	6	7	2	3	2
2010 Q1	Africa	St. Helena (British)	0	0	0	0	0	0	0	0
2010 Q1	Americas	St. Kitts and Nevis	1	0	0	0	0	0	0	0
2010 Q1	Americas	St. Lucia	4	1	0	0	0	0	1	0
2010 Q1	Americas	St. Maarten (Dutch Part)	:	:	:	:	:	:	:	:
2010 Q1	Americas	St. Martin (French Part)	0	0	0	0	0	0	0	0
2010 Q1	Americas	St. Pierre and Miquelon	0	0	0	0	0	0	0	0
2010 Q1	Americas	St. Vincent and the Grenadines	0	0	0	0	0	0	0	0
2010 Q1	Other	Stateless	2	0	0	0	1	0	0	0
2010 Q1	Africa	Sudan	40	3	1	0	9	8	0	0
2010 Q1	Americas	Surinam	0	0	0	0	0	0	0	0
2010 Q1	Europe	Svalbard and Jan Mayen	0	0	0	0	0	0	0	0
2010 Q1	Africa	Swaziland	1	0	0	0	0	0	0	0
2010 Q1	Europe	Sweden	0	0	0	0	0	0	0	0
2010 Q1	Europe	Switzerland	0	0	0	0	0	0	0	0
2010 Q1	Middle East	Syria	3	0	0	0	0	0	0	0
2010 Q1	Asia	Taiwan	0	0	0	0	0	0	0	0
2010 Q1	Europe	Tajikistan	0	0	0	0	0	0	0	0
2010 Q1	Africa	Tanzania	6	1	1	1	0	0	0	1
2010 Q1	Asia	Thailand	2	0	0	0	0	0	0	0
2010 Q1	Africa	Togo	2	0	0	1	1	0	0	0
2010 Q1	Oceania	Tokelau	0	0	0	0	0	0	0	0
2010 Q1	Oceania	Tonga	0	0	0	0	0	0	0	0
2010 Q1	Americas	Trinidad and Tobago	4	0	0	2	1	0	0	0
2010 Q1	Africa	Tunisia	7	2	0	0	1	0	2	0
2010 Q1	Europe	Turkey	47	3	7	3	6	3	3	2

Quarter	Geographical region	Country of nationality	Total detainees	Brook House IRC	Campsfield House IRC	Colnbrook IRC	Dover IRC	Dungavel IRC	Hammondsworth IRC	Haslar IRC
2010 Q1	Europe	Turkmenistan	1	0	0	0	0	0	0	0
2010 Q1	Americas	Turks and Caicos Islands (British)	0	0	0	0	0	0	0	0
2010 Q1	Oceania	Tuvalu	0	0	0	0	0	0	0	0
2010 Q1	Africa	Uganda	29	3	1	3	4	1	5	0
2010 Q1	Europe	Ukraine	16	1	3	2	1	0	3	0
2010 Q1	Middle East	United Arab Emirates	0	0	0	0	0	0	0	0
2010 Q1	Americas	United States	3	2	0	0	1	0	0	0
2010 Q1	Americas	Uruguay	0	0	0	0	0	0	0	0
2010 Q1	Europe	Uzbekistan	2	0	0	0	0	0	0	0
2010 Q1	Oceania	Vanuatu	0	0	0	0	0	0	0	0
2010 Q1	Europe	Vatican City	0	0	0	0	0	0	0	0
2010 Q1	Americas	Venezuela	0	0	0	0	0	0	0	0
2010 Q1	Asia	Vietnam	93	17	2	7	9	7	1	9
2010 Q1	Americas	Virgin Islands (British)	0	0	0	0	0	0	0	0
2010 Q1	Americas	Virgin Islands (US)	0	0	0	0	0	0	0	0
2010 Q1	Oceania	Wallis and Futuna	0	0	0	0	0	0	0	0
2010 Q1	Africa	Western Sahara	1	0	0	1	0	0	0	0
2010 Q1	Middle East	Yemen	4	0	0	0	1	0	3	0
2010 Q1	Africa	Zambia	6	0	1	1	1	0	0	0
2010 Q1	Africa	Zimbabwe	30	9	1	4	6	2	0	2
2010 Q2	Total	*Total	2,775	404	210	300	312	199	250	113
2010 Q2	Africa	*Total Africa	993	154	59	129	149	56	58	36
2010 Q2	Americas	*Total Americas	240	70	14	30	30	4	10	3
2010 Q2	Asia	*Total Asia	1,183	128	112	90	86	117	150	62
2010 Q2	Europe	*Total Europe	168	25	8	17	19	11	18	4
2010 Q2	Middle East	*Total Middle East	184	27	17	32	27	10	14	7
2010 Q2	Oceania	*Total Oceania	0	0	0	0	0	0	0	0
2010 Q2	Other	*Total Other	7	0	0	2	1	1	0	1
2010 Q2	Asia	Afghanistan	181	17	22	14	7	12	35	8
2010 Q2	Europe	Albania	27	0	3	4	2	1	6	0
2010 Q2	Africa	Algeria	94	25	5	12	22	2	6	3
2010 Q2	Oceania	American Samoa	0	0	0	0	0	0	0	0
2010 Q2	Europe	Andorra	0	0	0	0	0	0	0	0
2010 Q2	Africa	Angola	13	4	0	2	3	0	0	1



Quarter	Geographical region	Country of nationality	Total detainees	Brook House IRC	Campsfield House IRC	Colnbrook IRC	Dover IRC	Dungavel IRC	Hammondsworth IRC	Haslar IRC
2010 Q2	Americas	Cayman Islands (British)	0	0	0	0	0	0	0	0
2010 Q2	Africa	Central African Republic	0	0	0	0	0	0	0	0
2010 Q2	Africa	Chad	1	0	0	0	0	1	0	0
2010 Q2	Americas	Chile	0	0	0	0	0	0	0	0
2010 Q2	Asia	China	313	47	34	22	29	41	19	10
2010 Q2	Oceania	Christmas Island	0	0	0	0	0	0	0	0
2010 Q2	Oceania	Cocos (Keeling) Islands	0	0	0	0	0	0	0	0
2010 Q2	Americas	Colombia	11	2	1	0	4	0	1	0
2010 Q2	Africa	Comoros	0	0	0	0	0	0	0	0
2010 Q2	Africa	Congo	8	1	0	4	1	0	1	0
2010 Q2	Africa	Congo (Democratic Republic)	48	8	1	8	8	4	3	0
2010 Q2	Oceania	Cook Islands	0	0	0	0	0	0	0	0
2010 Q2	Americas	Costa Rica	1	0	0	0	0	0	0	0
2010 Q2	Europe	Croatia	0	0	0	0	0	0	0	0
2010 Q2	Americas	Cuba	0	0	0	0	0	0	0	0
2010 Q2	Americas	Curacao	:	:	:	:	:	:	:	:
2010 Q2	Europe	Cyprus	0	0	0	0	0	0	0	0
2010 Q2	Europe	Cyprus (Northern part of)	0	0	0	0	0	0	0	0
2010 Q2	Europe	Czech Republic	0	0	0	0	0	0	0	0
2010 Q2	Europe	Denmark	0	0	0	0	0	0	0	0
2010 Q2	Africa	Djibouti	0	0	0	0	0	0	0	0
2010 Q2	Americas	Dominica	1	0	0	0	0	0	1	0
2010 Q2	Americas	Dominican Republic	1	1	0	0	0	0	0	0
2010 Q2	Asia	East Timor	0	0	0	0	0	0	0	0
2010 Q2	Americas	Ecuador	1	1	0	0	0	0	0	0
2010 Q2	Africa	Egypt	9	0	1	2	0	1	3	1
2010 Q2	Americas	El Salvador	0	0	0	0	0	0	0	0
2010 Q2	Africa	Equatorial Guinea	0	0	0	0	0	0	0	0
2010 Q2	Africa	Eritrea	53	2	5	4	4	5	0	2
2010 Q2	Europe	Estonia	0	0	0	0	0	0	0	0
2010 Q2	Africa	Ethiopia	16	2	0	1	3	3	0	1

Quarter	Geographical region	Country of nationality	Total detainees	Brook House IRC	Campsfield House IRC	Colnbrook IRC	Dover IRC	Dungavel IRC	Hammondsworth IRC	Haslar IRC
2010 Q2	Americas	Falkland Islands (British)	0	0	0	0	0	0	0	0
2010 Q2	Europe	Faroe Islands	0	0	0	0	0	0	0	0
2010 Q2	Oceania	Fiji	0	0	0	0	0	0	0	0
2010 Q2	Europe	Finland	0	0	0	0	0	0	0	0
2010 Q2	Europe	Former Yugoslavia	0	0	0	0	0	0	0	0
2010 Q2	Europe	France	3	2	0	1	0	0	0	0
2010 Q2	Americas	French Guiana	0	0	0	0	0	0	0	0
2010 Q2	Oceania	French Polynesia	0	0	0	0	0	0	0	0
2010 Q2	Africa	Gabon	0	0	0	0	0	0	0	0
2010 Q2	Africa	Gambia, The	30	8	2	6	6	2	0	1
2010 Q2	Europe	Georgia	2	0	0	0	1	1	0	0
2010 Q2	Europe	Germany	3	1	0	0	0	1	0	0
2010 Q2	Africa	Ghana	69	7	9	6	7	2	2	4
2010 Q2	Europe	Gibraltar (British)	0	0	0	0	0	0	0	0
2010 Q2	Europe	Greece	0	0	0	0	0	0	0	0
2010 Q2	Europe	Greenland	0	0	0	0	0	0	0	0
2010 Q2	Americas	Grenada	2	2	0	0	0	0	0	0
2010 Q2	Americas	Guadeloupe	0	0	0	0	0	0	0	0
2010 Q2	Americas	Guam	0	0	0	0	0	0	0	0
2010 Q2	Americas	Guatemala	0	0	0	0	0	0	0	0
2010 Q2	Africa	Guinea	12	4	2	0	1	0	3	0
2010 Q2	Africa	Guinea-Bissau	2	1	0	0	0	1	0	0
2010 Q2	Americas	Guyana	2	0	0	1	0	0	0	0
2010 Q2	Americas	Haiti	0	0	0	0	0	0	0	0
2010 Q2	Oceania	Heard Island and McDonald Islands	0	0	0	0	0	0	0	0
2010 Q2	Americas	Honduras	0	0	0	0	0	0	0	0
2010 Q2	Asia	Hong Kong	3	1	0	0	0	1	0	0
2010 Q2	Europe	Hungary	0	0	0	0	0	0	0	0
2010 Q2	Europe	Iceland	0	0	0	0	0	0	0	0
2010 Q2	Asia	India	161	19	15	11	16	19	15	11
2010 Q2	Asia	Indonesia	0	0	0	0	0	0	0	0
2010 Q2	Middle East	Iran	68	8	3	11	11	4	5	4
2010 Q2	Middle East	Iraq	85	14	9	18	10	4	7	2
2010 Q2	Europe	Ireland	0	0	0	0	0	0	0	0
2010 Q2	Middle East	Israel	3	1	1	1	0	0	0	0





Quarter	Geographical region	Country of nationality	Total detainees	Brook House IRC	Campsfield House IRC	Colnbrook IRC	Dover IRC	Dungavel IRC	Hammondsworth IRC	Haslar IRC
2010 Q2	Europe	Moldova	7	0	0	3	1	1	1	0
2010 Q2	Europe	Monaco	0	0	0	0	0	0	0	0
2010 Q2	Asia	Mongolia	4	1	0	0	0	1	1	0
2010 Q2	Europe	Montenegro	0	0	0	0	0	0	0	0
2010 Q2	Americas	Montserrat (British)	0	0	0	0	0	0	0	0
2010 Q2	Africa	Morocco	25	6	2	7	2	1	3	0
2010 Q2	Africa	Mozambique	1	0	0	0	0	0	0	0
2010 Q2	Africa	Namibia	0	0	0	0	0	0	0	0
2010 Q2	Oceania	Nauru	0	0	0	0	0	0	0	0
2010 Q2	Asia	Nepal	7	0	0	1	0	0	0	0
2010 Q2	Europe	Netherlands	5	1	0	0	2	0	0	0
2010 Q2	Americas	Netherlands Antilles	0	0	0	0	0	0	0	0
2010 Q2	Oceania	New Caledonia	0	0	0	0	0	0	0	0
2010 Q2	Oceania	New Zealand	0	0	0	0	0	0	0	0
2010 Q2	Americas	Nicaragua	0	0	0	0	0	0	0	0
2010 Q2	Africa	Niger	0	0	0	0	0	0	0	0
2010 Q2	Africa	Nigeria	267	36	12	24	35	16	21	15
2010 Q2	Oceania	Niue	0	0	0	0	0	0	0	0
2010 Q2	Oceania	Norfolk Island	0	0	0	0	0	0	0	0
2010 Q2	Oceania	Northern Mariana Islands	0	0	0	0	0	0	0	0
2010 Q2	Europe	Norway	0	0	0	0	0	0	0	0
2010 Q2	Middle East	Occupied Palestinian Territories	11	2	2	0	3	0	0	0
2010 Q2	Middle East	Oman	0	0	0	0	0	0	0	0
2010 Q2	Other	Other and unknown	5	0	0	2	0	1	0	1
2010 Q2	Asia	Pakistan	228	19	14	28	13	16	59	4
2010 Q2	Oceania	Palau	0	0	0	0	0	0	0	0
2010 Q2	Americas	Panama	0	0	0	0	0	0	0	0
2010 Q2	Oceania	Papua New Guinea	0	0	0	0	0	0	0	0
2010 Q2	Americas	Paraguay	0	0	0	0	0	0	0	0
2010 Q2	Americas	Peru	0	0	0	0	0	0	0	0
2010 Q2	Asia	Philippines	5	1	0	0	0	0	0	0
2010 Q2	Oceania	Pitcairn Islands (British)	0	0	0	0	0	0	0	0
2010 Q2	Europe	Poland	7	2	0	1	2	0	0	1
2010 Q2	Europe	Portugal	7	2	0	0	0	0	0	1



Quarter	Geographical region	Country of nationality	Total detainees	Brook House IRC	Campsfield House IRC	Colnbrook IRC	Dover IRC	Dungavel IRC	Hammondsworth IRC	Haslar IRC
2010 Q2	Americas	St. Vincent and the Grenadines	2	0	1	0	0	0	1	0
2010 Q2	Other	Stateless	1	0	0	0	1	0	0	0
2010 Q2	Africa	Sudan	34	1	4	3	4	3	0	0
2010 Q2	Americas	Surinam	0	0	0	0	0	0	0	0
2010 Q2	Europe	Svalbard and Jan Mayen	0	0	0	0	0	0	0	0
2010 Q2	Africa	Swaziland	1	0	0	0	0	0	0	0
2010 Q2	Europe	Sweden	0	0	0	0	0	0	0	0
2010 Q2	Europe	Switzerland	0	0	0	0	0	0	0	0
2010 Q2	Middle East	Syria	5	2	0	1	1	0	0	0
2010 Q2	Asia	Taiwan	1	0	0	0	0	0	0	0
2010 Q2	Europe	Tajikistan	0	0	0	0	0	0	0	0
2010 Q2	Africa	Tanzania	6	1	1	0	0	0	2	0
2010 Q2	Asia	Thailand	3	0	0	0	0	2	0	0
2010 Q2	Africa	Togo	4	0	0	1	2	0	0	1
2010 Q2	Oceania	Tokelau	0	0	0	0	0	0	0	0
2010 Q2	Oceania	Tonga	0	0	0	0	0	0	0	0
2010 Q2	Americas	Trinidad and Tobago	3	1	0	2	0	0	0	0
2010 Q2	Africa	Tunisia	3	1	1	0	1	0	0	0
2010 Q2	Europe	Turkey	39	2	2	1	6	3	3	1
2010 Q2	Europe	Turkmenistan	0	0	0	0	0	0	0	0
2010 Q2	Americas	Turks and Caicos Islands (British)	0	0	0	0	0	0	0	0
2010 Q2	Oceania	Tuvalu	0	0	0	0	0	0	0	0
2010 Q2	Africa	Uganda	31	4	2	1	3	1	1	0
2010 Q2	Europe	Ukraine	16	2	2	0	0	0	1	0
2010 Q2	Middle East	United Arab Emirates	0	0	0	0	0	0	0	0
2010 Q2	Americas	United States	9	3	1	0	0	0	0	0
2010 Q2	Americas	Uruguay	0	0	0	0	0	0	0	0
2010 Q2	Europe	Uzbekistan	4	0	0	2	0	0	1	0
2010 Q2	Oceania	Vanuatu	0	0	0	0	0	0	0	0
2010 Q2	Europe	Vatican City	0	0	0	0	0	0	0	0
2010 Q2	Americas	Venezuela	3	0	0	0	1	0	0	0
2010 Q2	Asia	Vietnam	92	10	3	5	4	12	2	14

Quarter	Geographical region	Country of nationality	Total detainees	Brook House IRC	Campsfield House IRC	Colnbrook IRC	Dover IRC	Dungavel IRC	Hammondsworth IRC	Haslar IRC
2010 Q2	Americas	Virgin Islands (British)	0	0	0	0	0	0	0	0
2010 Q2	Americas	Virgin Islands (US)	0	0	0	0	0	0	0	0
2010 Q2	Oceania	Wallis and Futuna	0	0	0	0	0	0	0	0
2010 Q2	Africa	Western Sahara	0	0	0	0	0	0	0	0
2010 Q2	Middle East	Yemen	2	0	0	0	1	0	1	0
2010 Q2	Africa	Zambia	7	1	0	1	0	0	1	0
2010 Q2	Africa	Zimbabwe	29	7	3	5	5	3	0	3
2010 Q3	Total	*Total	2,889	413	214	284	315	202	609	120
2010 Q3	Africa	*Total Africa	957	140	63	135	127	55	142	38
2010 Q3	Americas	*Total Americas	202	70	7	22	15	4	23	2
2010 Q3	Asia	*Total Asia	1,290	127	114	75	112	120	360	59
2010 Q3	Europe	*Total Europe	194	40	15	21	25	8	40	8
2010 Q3	Middle East	*Total Middle East	238	36	15	30	36	15	43	12
2010 Q3	Oceania	*Total Oceania	1	0	0	0	0	0	0	0
2010 Q3	Other	*Total Other	7	0	0	1	0	0	1	1
2010 Q3	Asia	Afghanistan	159	10	13	10	4	9	74	5
2010 Q3	Europe	Albania	32	5	5	1	1	4	9	1
2010 Q3	Africa	Algeria	85	12	4	16	20	5	15	2
2010 Q3	Oceania	American Samoa	0	0	0	0	0	0	0	0
2010 Q3	Europe	Andorra	0	0	0	0	0	0	0	0
2010 Q3	Africa	Angola	13	3	1	2	0	1	2	1
2010 Q3	Americas	Anguilla (British)	0	0	0	0	0	0	0	0
2010 Q3	Americas	Antigua and Barbuda	0	0	0	0	0	0	0	0
2010 Q3	Americas	Argentina	0	0	0	0	0	0	0	0
2010 Q3	Europe	Armenia	0	0	0	0	0	0	0	0
2010 Q3	Americas	Aruba	0	0	0	0	0	0	0	0
2010 Q3	Oceania	Australia	1	0	0	0	0	0	0	0
2010 Q3	Europe	Austria	0	0	0	0	0	0	0	0
2010 Q3	Europe	Azerbaijan	0	0	0	0	0	0	0	0
2010 Q3	Americas	Bahamas, The	0	0	0	0	0	0	0	0
2010 Q3	Middle East	Bahrain	0	0	0	0	0	0	0	0
2010 Q3	Asia	Bangladesh	172	15	35	6	13	18	44	15
2010 Q3	Americas	Barbados	3	1	0	0	0	1	0	0
2010 Q3	Europe	Belarus	2	0	1	0	0	0	1	0
2010 Q3	Europe	Belgium	1	0	0	0	0	0	0	0

Quarter	Geographical region	Country of nationality	Total detainees	Brook House IRC	Campsfield House IRC	Colnbrook IRC	Dover IRC	Dungavel IRC	Hammondsworth IRC	Haslar IRC
2010 Q3	Americas	Belize	0	0	0	0	0	0	0	0
2010 Q3	Africa	Benin	1	0	0	0	0	0	1	0
2010 Q3	Americas	Bermuda (British)	0	0	0	0	0	0	0	0
2010 Q3	Asia	Bhutan	0	0	0	0	0	0	0	0
2010 Q3	Americas	Bolivia	5	0	0	0	0	0	1	0
2010 Q3	Americas	Bonaire, Sint Eustatius and Saba	:	:	:	:	:	:	:	:
2010 Q3	Europe	Bosnia and Herzegovina	2	1	0	0	0	0	0	0
2010 Q3	Africa	Botswana	4	1	1	0	0	0	0	0
2010 Q3	Americas	Brazil	24	2	4	0	0	2	5	1
2010 Q3	Other	British overseas citizens	1	0	0	0	0	0	0	0
2010 Q3	Asia	Brunei	0	0	0	0	0	0	0	0
2010 Q3	Europe	Bulgaria	0	0	0	0	0	0	0	0
2010 Q3	Africa	Burkina Faso	0	0	0	0	0	0	0	0
2010 Q3	Asia	Burma	2	0	0	0	0	0	1	0
2010 Q3	Africa	Burundi	8	1	2	0	2	0	0	0
2010 Q3	Asia	Cambodia	0	0	0	0	0	0	0	0
2010 Q3	Africa	Cameroon	15	2	0	1	3	0	2	3
2010 Q3	Americas	Canada	1	0	0	0	1	0	0	0
2010 Q3	Africa	Cape Verde	0	0	0	0	0	0	0	0
2010 Q3	Americas	Cayman Islands (British)	0	0	0	0	0	0	0	0
2010 Q3	Africa	Central African Republic	0	0	0	0	0	0	0	0
2010 Q3	Africa	Chad	0	0	0	0	0	0	0	0
2010 Q3	Americas	Chile	1	0	0	0	0	0	0	0
2010 Q3	Asia	China	238	27	10	16	38	25	56	8
2010 Q3	Oceania	Christmas Island	0	0	0	0	0	0	0	0
2010 Q3	Oceania	Cocos (Keeling) Islands	0	0	0	0	0	0	0	0
2010 Q3	Americas	Colombia	4	2	0	0	1	0	0	0
2010 Q3	Africa	Comoros	0	0	0	0	0	0	0	0
2010 Q3	Africa	Congo	7	0	1	2	0	1	2	0
2010 Q3	Africa	Congo (Democratic Republic)	49	9	1	11	8	4	5	1

Quarter	Geographical region	Country of nationality	Total detainees	Brook House IRC	Campsfield House IRC	Colnbrook IRC	Dover IRC	Dungavel IRC	Hammondsworth IRC	Haslar IRC
2010 Q3	Oceania	Cook Islands	0	0	0	0	0	0	0	0
2010 Q3	Americas	Costa Rica	0	0	0	0	0	0	0	0
2010 Q3	Europe	Croatia	0	0	0	0	0	0	0	0
2010 Q3	Americas	Cuba	0	0	0	0	0	0	0	0
2010 Q3	Americas	Curacao	:	:	:	:	:	:	:	:
2010 Q3	Europe	Cyprus	0	0	0	0	0	0	0	0
2010 Q3	Europe	Cyprus (Northern part of)	1	1	0	0	0	0	0	0
2010 Q3	Europe	Czech Republic	2	0	0	1	1	0	0	0
2010 Q3	Europe	Denmark	0	0	0	0	0	0	0	0
2010 Q3	Africa	Djibouti	0	0	0	0	0	0	0	0
2010 Q3	Americas	Dominica	2	0	0	0	0	0	2	0
2010 Q3	Americas	Dominican Republic	1	0	0	0	0	0	0	0
2010 Q3	Asia	East Timor	0	0	0	0	0	0	0	0
2010 Q3	Americas	Ecuador	6	2	0	0	2	0	1	0
2010 Q3	Africa	Egypt	14	1	1	3	0	1	5	0
2010 Q3	Americas	El Salvador	0	0	0	0	0	0	0	0
2010 Q3	Africa	Equatorial Guinea	0	0	0	0	0	0	0	0
2010 Q3	Africa	Eritrea	63	3	11	1	6	7	9	1
2010 Q3	Europe	Estonia	0	0	0	0	0	0	0	0
2010 Q3	Africa	Ethiopia	17	2	0	2	2	1	1	1
2010 Q3	Americas	Falkland Islands (British)	0	0	0	0	0	0	0	0
2010 Q3	Europe	Faroe Islands	0	0	0	0	0	0	0	0
2010 Q3	Oceania	Fiji	0	0	0	0	0	0	0	0
2010 Q3	Europe	Finland	0	0	0	0	0	0	0	0
2010 Q3	Europe	Former Yugoslavia	3	0	0	1	0	0	0	0
2010 Q3	Europe	France	3	0	0	3	0	0	0	0
2010 Q3	Americas	French Guiana	0	0	0	0	0	0	0	0
2010 Q3	Oceania	French Polynesia	0	0	0	0	0	0	0	0
2010 Q3	Africa	Gabon	0	0	0	0	0	0	0	0
2010 Q3	Africa	Gambia, The	35	6	4	5	4	2	6	1
2010 Q3	Europe	Georgia	4	0	1	0	0	1	2	0
2010 Q3	Europe	Germany	1	0	0	0	0	0	1	0
2010 Q3	Africa	Ghana	66	4	5	9	5	3	19	4
2010 Q3	Europe	Gibraltar (British)	0	0	0	0	0	0	0	0
2010 Q3	Europe	Greece	1	1	0	0	0	0	0	0

Quarter	Geographical region	Country of nationality	Total detainees	Brook House IRC	Campsfield House IRC	Colnbrook IRC	Dover IRC	Dungavel IRC	Hammondsworth IRC	Haslar IRC
2010 Q3	Europe	Greenland	0	0	0	0	0	0	0	0
2010 Q3	Americas	Grenada	2	1	0	0	0	0	0	0
2010 Q3	Americas	Guadeloupe	0	0	0	0	0	0	0	0
2010 Q3	Americas	Guam	0	0	0	0	0	0	0	0
2010 Q3	Americas	Guatemala	0	0	0	0	0	0	0	0
2010 Q3	Africa	Guinea	8	3	1	1	2	0	0	0
2010 Q3	Africa	Guinea-Bissau	1	1	0	0	0	0	0	0
2010 Q3	Americas	Guyana	1	0	0	1	0	0	0	0
2010 Q3	Americas	Haiti	0	0	0	0	0	0	0	0
2010 Q3	Oceania	Heard Island and McDonald Islands	0	0	0	0	0	0	0	0
2010 Q3	Americas	Honduras	0	0	0	0	0	0	0	0
2010 Q3	Asia	Hong Kong	3	0	0	0	0	0	0	0
2010 Q3	Europe	Hungary	0	0	0	0	0	0	0	0
2010 Q3	Europe	Iceland	0	0	0	0	0	0	0	0
2010 Q3	Asia	India	254	30	24	14	36	28	52	16
2010 Q3	Asia	Indonesia	1	0	1	0	0	0	0	0
2010 Q3	Middle East	Iran	76	14	3	11	9	4	12	5
2010 Q3	Middle East	Iraq	130	21	8	15	18	9	29	6
2010 Q3	Europe	Ireland	0	0	0	0	0	0	0	0
2010 Q3	Middle East	Israel	1	0	0	1	0	0	0	0
2010 Q3	Europe	Italy	2	1	0	1	0	0	0	0
2010 Q3	Africa	Ivory Coast	14	4	0	2	3	1	1	0
2010 Q3	Americas	Jamaica	138	58	3	20	8	1	12	1
2010 Q3	Asia	Japan	0	0	0	0	0	0	0	0
2010 Q3	Middle East	Jordan	2	0	0	0	0	1	1	0
2010 Q3	Europe	Kazakhstan	1	0	0	0	0	0	1	0
2010 Q3	Africa	Kenya	22	5	0	3	3	1	1	0
2010 Q3	Oceania	Kiribati	0	0	0	0	0	0	0	0
2010 Q3	Asia	Korea (North)	1	0	0	0	0	0	0	0
2010 Q3	Asia	Korea (South)	1	0	0	0	0	0	0	0
2010 Q3	Europe	Kosovo	17	3	2	3	2	0	4	0
2010 Q3	Middle East	Kuwait	3	0	0	0	1	1	1	0
2010 Q3	Europe	Kyrgyzstan	0	0	0	0	0	0	0	0
2010 Q3	Asia	Laos	0	0	0	0	0	0	0	0
2010 Q3	Europe	Latvia	2	1	0	0	0	0	0	1
2010 Q3	Middle East	Lebanon	5	0	2	1	1	0	0	0



Quarter	Geographical region	Country of nationality	Total detainees	Brook House IRC	Campsfield House IRC	Colnbrook IRC	Dover IRC	Dungavel IRC	Hammondsworth IRC	Haslar IRC
2010 Q3	Africa	Lesotho	0	0	0	0	0	0	0	0
2010 Q3	Africa	Liberia	11	2	0	1	2	1	3	0
2010 Q3	Africa	Libya	4	0	1	2	1	0	0	0
2010 Q3	Europe	Liechtenstein	0	0	0	0	0	0	0	0
2010 Q3	Europe	Lithuania	5	3	0	0	1	0	0	0
2010 Q3	Europe	Luxembourg	0	0	0	0	0	0	0	0
2010 Q3	Asia	Macau	0	0	0	0	0	0	0	0
2010 Q3	Europe	Macedonia	2	1	0	1	0	0	0	0
2010 Q3	Africa	Madagascar	0	0	0	0	0	0	0	0
2010 Q3	Africa	Malawi	22	2	4	0	1	2	3	0
2010 Q3	Asia	Malaysia	12	2	3	0	0	0	0	1
2010 Q3	Asia	Maldives	0	0	0	0	0	0	0	0
2010 Q3	Africa	Mali	2	0	0	1	0	0	0	0
2010 Q3	Europe	Malta	0	0	0	0	0	0	0	0
2010 Q3	Oceania	Marshall Islands	0	0	0	0	0	0	0	0
2010 Q3	Americas	Martinique	0	0	0	0	0	0	0	0
2010 Q3	Africa	Mauritania	0	0	0	0	0	0	0	0
2010 Q3	Africa	Mauritius	8	1	1	4	0	0	2	0
2010 Q3	Africa	Mayotte	0	0	0	0	0	0	0	0
2010 Q3	Americas	Mexico	0	0	0	0	0	0	0	0
2010 Q3	Oceania	Micronesia	0	0	0	0	0	0	0	0
2010 Q3	Europe	Moldova	4	0	0	1	0	0	0	2
2010 Q3	Europe	Monaco	0	0	0	0	0	0	0	0
2010 Q3	Asia	Mongolia	4	1	0	0	1	0	0	0
2010 Q3	Europe	Montenegro	0	0	0	0	0	0	0	0
2010 Q3	Americas	Montserrat (British)	0	0	0	0	0	0	0	0
2010 Q3	Africa	Morocco	18	3	1	5	3	0	6	0
2010 Q3	Africa	Mozambique	0	0	0	0	0	0	0	0
2010 Q3	Africa	Namibia	2	0	0	0	0	0	1	0
2010 Q3	Oceania	Nauru	0	0	0	0	0	0	0	0
2010 Q3	Asia	Nepal	7	0	0	0	1	0	5	1
2010 Q3	Europe	Netherlands	1	0	0	0	0	0	1	0
2010 Q3	Americas	Netherlands Antilles	0	0	0	0	0	0	0	0
2010 Q3	Oceania	New Caledonia	0	0	0	0	0	0	0	0
2010 Q3	Oceania	New Zealand	0	0	0	0	0	0	0	0
2010 Q3	Americas	Nicaragua	0	0	0	0	0	0	0	0
2010 Q3	Africa	Niger	1	0	0	1	0	0	0	0



Quarter	Geographical region	Country of nationality	Total detainees	Brook House IRC	Campsfield House IRC	Colnbrook IRC	Dover IRC	Dungavel IRC	Hammondsworth IRC	Haslar IRC
2010 Q3	Africa	Sierra Leone	23	4	0	11	0	0	3	1
2010 Q3	Asia	Singapore	2	0	0	0	0	0	0	0
2010 Q3	Europe	Slovakia	0	0	0	0	0	0	0	0
2010 Q3	Europe	Slovenia	0	0	0	0	0	0	0	0
2010 Q3	Oceania	Solomon Islands	0	0	0	0	0	0	0	0
2010 Q3	Africa	Somalia	58	19	1	15	10	3	5	1
2010 Q3	Africa	South Africa	19	2	2	1	1	2	3	2
2010 Q3	Americas	South Georgia and South Sandwich Islands	0	0	0	0	0	0	0	0
2010 Q3	Europe	Spain	4	2	0	1	1	0	0	0
2010 Q3	Asia	Sri Lanka	79	10	6	6	6	2	21	5
2010 Q3	Africa	St. Helena (British)	0	0	0	0	0	0	0	0
2010 Q3	Americas	St. Kitts and Nevis	0	0	0	0	0	0	0	0
2010 Q3	Americas	St. Lucia	4	2	0	0	2	0	0	0
2010 Q3	Americas	St. Maarten (Dutch Part)	:	:	:	:	:	:	:	:
2010 Q3	Americas	St. Martin (French Part)	0	0	0	0	0	0	0	0
2010 Q3	Americas	St. Pierre and Miquelon	0	0	0	0	0	0	0	0
2010 Q3	Americas	St. Vincent and the Grenadines	0	0	0	0	0	0	0	0
2010 Q3	Other	Stateless	2	0	0	0	0	0	0	0
2010 Q3	Africa	Sudan	37	2	5	2	7	2	1	6
2010 Q3	Americas	Surinam	0	0	0	0	0	0	0	0
2010 Q3	Europe	Svalbard and Jan Mayen	0	0	0	0	0	0	0	0
2010 Q3	Africa	Swaziland	0	0	0	0	0	0	0	0
2010 Q3	Europe	Sweden	1	0	0	0	0	0	0	0
2010 Q3	Europe	Switzerland	0	0	0	0	0	0	0	0
2010 Q3	Middle East	Syria	8	0	1	1	2	0	0	0
2010 Q3	Asia	Taiwan	1	0	0	0	0	0	0	0
2010 Q3	Europe	Tajikistan	0	0	0	0	0	0	0	0
2010 Q3	Africa	Tanzania	5	0	1	1	0	0	1	0
2010 Q3	Asia	Thailand	2	0	0	0	0	1	0	0
2010 Q3	Africa	Togo	3	0	0	1	2	0	0	0

Quarter	Geographical region	Country of nationality	Total detainees	Brook House IRC	Campsfield House IRC	Colnbrook IRC	Dover IRC	Dungavel IRC	Hammondsworth IRC	Haslar IRC
2010 Q3	Oceania	Tokelau	0	0	0	0	0	0	0	0
2010 Q3	Oceania	Tonga	0	0	0	0	0	0	0	0
2010 Q3	Americas	Trinidad and Tobago	6	2	0	1	0	0	1	0
2010 Q3	Africa	Tunisia	6	0	1	0	1	0	2	0
2010 Q3	Europe	Turkey	39	3	5	2	9	1	10	1
2010 Q3	Europe	Turkmenistan	1	0	0	0	0	0	0	0
2010 Q3	Americas	Turks and Caicos Islands (British)	0	0	0	0	0	0	0	0
2010 Q3	Oceania	Tuvalu	0	0	0	0	0	0	0	0
2010 Q3	Africa	Uganda	33	6	0	2	2	1	7	0
2010 Q3	Europe	Ukraine	16	2	0	0	3	1	6	1
2010 Q3	Middle East	United Arab Emirates	0	0	0	0	0	0	0	0
2010 Q3	Americas	United States	1	0	0	0	0	0	0	0
2010 Q3	Americas	Uruguay	0	0	0	0	0	0	0	0
2010 Q3	Europe	Uzbekistan	2	0	0	1	0	0	1	0
2010 Q3	Oceania	Vanuatu	0	0	0	0	0	0	0	0
2010 Q3	Europe	Vatican City	0	0	0	0	0	0	0	0
2010 Q3	Americas	Venezuela	1	0	0	0	1	0	0	0
2010 Q3	Asia	Vietnam	95	14	2	5	5	8	21	4
2010 Q3	Americas	Virgin Islands (British)	0	0	0	0	0	0	0	0
2010 Q3	Americas	Virgin Islands (US)	0	0	0	0	0	0	0	0
2010 Q3	Oceania	Wallis and Futuna	0	0	0	0	0	0	0	0
2010 Q3	Africa	Western Sahara	1	0	0	0	0	0	0	0
2010 Q3	Middle East	Yemen	1	0	0	0	1	0	0	0
2010 Q3	Africa	Zambia	4	0	0	2	0	0	0	0
2010 Q3	Africa	Zimbabwe	32	6	3	6	6	3	2	3
2010 Q4	Total	*Total	2,525	407	200	272	299	156	565	113
2010 Q4	Africa	*Total Africa	890	160	65	125	109	47	156	35
2010 Q4	Americas	*Total Americas	156	50	4	16	12	1	28	0
2010 Q4	Asia	*Total Asia	1,170	146	115	96	138	91	297	58
2010 Q4	Europe	*Total Europe	153	26	4	18	13	4	47	10
2010 Q4	Middle East	*Total Middle East	138	23	12	14	25	11	34	6
2010 Q4	Oceania	*Total Oceania	1	0	0	0	0	0	0	0
2010 Q4	Other	*Total Other	17	2	0	3	2	2	3	4
2010 Q4	Asia	Afghanistan	173	20	15	22	25	10	53	7



Quarter	Geographical region	Country of nationality	Total detainees	Brook House IRC	Campsfield House IRC	Colnbrook IRC	Dover IRC	Dungavel IRC	Hammondsworth IRC	Haslar IRC
2010 Q4	Africa	Burundi	6	1	2	0	1	0	1	0
2010 Q4	Asia	Cambodia	0	0	0	0	0	0	0	0
2010 Q4	Africa	Cameroon	21	4	2	2	2	1	3	0
2010 Q4	Americas	Canada	0	0	0	0	0	0	0	0
2010 Q4	Africa	Cape Verde	0	0	0	0	0	0	0	0
2010 Q4	Americas	Cayman Islands (British)	0	0	0	0	0	0	0	0
2010 Q4	Africa	Central African Republic	0	0	0	0	0	0	0	0
2010 Q4	Africa	Chad	1	0	0	0	0	0	1	0
2010 Q4	Americas	Chile	0	0	0	0	0	0	0	0
2010 Q4	Asia	China	214	23	13	12	38	18	35	17
2010 Q4	Oceania	Christmas Island	0	0	0	0	0	0	0	0
2010 Q4	Oceania	Cocos (Keeling) Islands	0	0	0	0	0	0	0	0
2010 Q4	Americas	Colombia	2	0	0	0	1	0	1	0
2010 Q4	Africa	Comoros	0	0	0	0	0	0	0	0
2010 Q4	Africa	Congo	6	0	0	3	0	0	1	0
2010 Q4	Africa	Congo (Democratic Republic)	39	10	2	11	6	2	3	0
2010 Q4	Oceania	Cook Islands	0	0	0	0	0	0	0	0
2010 Q4	Americas	Costa Rica	0	0	0	0	0	0	0	0
2010 Q4	Europe	Croatia	0	0	0	0	0	0	0	0
2010 Q4	Americas	Cuba	0	0	0	0	0	0	0	0
2010 Q4	Americas	Curacao	:	:	:	:	:	:	:	:
2010 Q4	Europe	Cyprus	0	0	0	0	0	0	0	0
2010 Q4	Europe	Cyprus (Northern part of)	0	0	0	0	0	0	0	0
2010 Q4	Europe	Czech Republic	1	0	0	0	1	0	0	0
2010 Q4	Europe	Denmark	0	0	0	0	0	0	0	0
2010 Q4	Africa	Djibouti	0	0	0	0	0	0	0	0
2010 Q4	Americas	Dominica	1	0	0	0	0	0	1	0
2010 Q4	Americas	Dominican Republic	0	0	0	0	0	0	0	0
2010 Q4	Asia	East Timor	0	0	0	0	0	0	0	0
2010 Q4	Americas	Ecuador	4	2	0	0	0	0	1	0
2010 Q4	Africa	Egypt	13	4	1	2	0	1	5	0
2010 Q4	Americas	El Salvador	2	0	0	0	0	0	0	0







Quarter	Geographical region	Country of nationality	Total detainees	Brook House IRC	Campsfield House IRC	Colnbrook IRC	Dover IRC	Dungavel IRC	Hammondsworth IRC	Haslar IRC
2010 Q4	Africa	Mauritius	9	2	0	2	2	0	3	0
2010 Q4	Africa	Mayotte	0	0	0	0	0	0	0	0
2010 Q4	Americas	Mexico	0	0	0	0	0	0	0	0
2010 Q4	Oceania	Micronesia	0	0	0	0	0	0	0	0
2010 Q4	Europe	Moldova	2	0	0	0	0	0	1	1
2010 Q4	Europe	Monaco	0	0	0	0	0	0	0	0
2010 Q4	Asia	Mongolia	6	0	0	1	1	0	2	0
2010 Q4	Europe	Montenegro	0	0	0	0	0	0	0	0
2010 Q4	Americas	Montserrat (British)	0	0	0	0	0	0	0	0
2010 Q4	Africa	Morocco	18	4	0	4	3	1	4	0
2010 Q4	Africa	Mozambique	1	0	1	0	0	0	0	0
2010 Q4	Africa	Namibia	3	0	0	0	1	0	0	0
2010 Q4	Oceania	Nauru	0	0	0	0	0	0	0	0
2010 Q4	Asia	Nepal	2	0	1	0	1	0	0	0
2010 Q4	Europe	Netherlands	2	1	0	0	0	0	1	0
2010 Q4	Americas	Netherlands Antilles	0	0	0	0	0	0	0	0
2010 Q4	Oceania	New Caledonia	0	0	0	0	0	0	0	0
2010 Q4	Oceania	New Zealand	0	0	0	0	0	0	0	0
2010 Q4	Americas	Nicaragua	0	0	0	0	0	0	0	0
2010 Q4	Africa	Niger	2	0	0	1	0	0	1	0
2010 Q4	Africa	Nigeria	246	48	16	22	15	17	36	16
2010 Q4	Oceania	Niue	0	0	0	0	0	0	0	0
2010 Q4	Oceania	Norfolk Island	0	0	0	0	0	0	0	0
2010 Q4	Oceania	Northern Mariana Islands	0	0	0	0	0	0	0	0
2010 Q4	Europe	Norway	0	0	0	0	0	0	0	0
2010 Q4	Middle East	Occupied Palestinian Territories	9	0	0	0	7	1	1	0
2010 Q4	Middle East	Oman	0	0	0	0	0	0	0	0
2010 Q4	Other	Other and unknown	7	0	0	1	1	1	2	2
2010 Q4	Asia	Pakistan	241	28	24	21	17	20	81	9
2010 Q4	Oceania	Palau	0	0	0	0	0	0	0	0
2010 Q4	Americas	Panama	0	0	0	0	0	0	0	0
2010 Q4	Oceania	Papua New Guinea	0	0	0	0	0	0	0	0
2010 Q4	Americas	Paraguay	0	0	0	0	0	0	0	0
2010 Q4	Americas	Peru	0	0	0	0	0	0	0	0
2010 Q4	Asia	Philippines	7	0	1	1	0	0	0	0





Quarter	Geographical region	Country of nationality	Total detainees	Brook House IRC	Campsfield House IRC	Colnbrook IRC	Dover IRC	Dungavel IRC	Hammondsworth IRC	Haslar IRC
2010 Q4	Europe	Vatican City	0	0	0	0	0	0	0	0
2010 Q4	Americas	Venezuela	2	1	0	0	0	0	1	0
2010 Q4	Asia	Vietnam	75	17	5	4	9	8	9	2
2010 Q4	Americas	Virgin Islands (British)	0	0	0	0	0	0	0	0
2010 Q4	Americas	Virgin Islands (US)	0	0	0	0	0	0	0	0
2010 Q4	Oceania	Wallis and Futuna	0	0	0	0	0	0	0	0
2010 Q4	Africa	Western Sahara	0	0	0	0	0	0	0	0
2010 Q4	Middle East	Yemen	2	1	0	0	1	0	0	0
2010 Q4	Africa	Zambia	6	2	0	2	0	0	0	0
2010 Q4	Africa	Zimbabwe	29	5	1	6	4	3	4	2
2011 Q1	Total	*Total Africa	2,654	393	215	280	270	184	587	152
2011 Q1	Africa	*Total Africa	888	139	65	127	96	37	165	42
2011 Q1	Americas	*Total Americas	178	47	7	24	11	8	26	5
2011 Q1	Asia	*Total Asia	1,279	156	121	92	127	112	333	85
2011 Q1	Europe	*Total Europe	163	28	6	19	21	12	31	11
2011 Q1	Middle East	*Total Middle East	135	21	16	16	14	14	31	8
2011 Q1	Oceania	*Total Oceania	0	0	0	0	0	0	0	0
2011 Q1	Other	*Total Other	11	2	0	2	1	1	1	1
2011 Q1	Asia	Afghanistan	132	20	15	8	12	9	47	8
2011 Q1	Europe	Albania	28	5	1	1	4	0	10	0
2011 Q1	Africa	Algeria	91	15	6	10	14	3	21	3
2011 Q1	Oceania	American Samoa	0	0	0	0	0	0	0	0
2011 Q1	Europe	Andorra	0	0	0	0	0	0	0	0
2011 Q1	Africa	Angola	21	2	1	7	2	2	5	0
2011 Q1	Americas	Anguilla (British)	0	0	0	0	0	0	0	0
2011 Q1	Americas	Antigua and Barbuda	1	0	1	0	0	0	0	0
2011 Q1	Americas	Argentina	0	0	0	0	0	0	0	0
2011 Q1	Europe	Armenia	0	0	0	0	0	0	0	0
2011 Q1	Americas	Aruba	1	1	0	0	0	0	0	0
2011 Q1	Oceania	Australia	0	0	0	0	0	0	0	0
2011 Q1	Europe	Austria	0	0	0	0	0	0	0	0
2011 Q1	Europe	Azerbaijan	0	0	0	0	0	0	0	0
2011 Q1	Americas	Bahamas, The	1	0	0	0	0	0	1	0
2011 Q1	Middle East	Bahrain	0	0	0	0	0	0	0	0
2011 Q1	Asia	Bangladesh	152	14	18	5	15	14	48	17





Quarter	Geographical region	Country of nationality	Total detainees	Brook House IRC	Campsfield House IRC	Colnbrook IRC	Dover IRC	Dungavel IRC	Hammondsworth IRC	Haslar IRC
2011 Q1	Africa	Ghana	65	5	2	3	7	1	16	6
2011 Q1	Europe	Gibraltar (British)	0	0	0	0	0	0	0	0
2011 Q1	Europe	Greece	0	0	0	0	0	0	0	0
2011 Q1	Europe	Greenland	0	0	0	0	0	0	0	0
2011 Q1	Americas	Grenada	1	1	0	0	0	0	0	0
2011 Q1	Americas	Guadeloupe	0	0	0	0	0	0	0	0
2011 Q1	Americas	Guam	0	0	0	0	0	0	0	0
2011 Q1	Americas	Guatemala	0	0	0	0	0	0	0	0
2011 Q1	Africa	Guinea	7	2	0	1	0	0	1	0
2011 Q1	Africa	Guinea-Bissau	2	1	0	1	0	0	0	0
2011 Q1	Americas	Guyana	0	0	0	0	0	0	0	0
2011 Q1	Americas	Haiti	0	0	0	0	0	0	0	0
2011 Q1	Oceania	Heard Island and McDonald Islands	0	0	0	0	0	0	0	0
2011 Q1	Americas	Honduras	0	0	1	0	1	0	0	0
2011 Q1	Asia	Hong Kong	1	0	0	0	0	0	0	1
2011 Q1	Europe	Hungary	1	0	0	0	0	0	1	0
2011 Q1	Europe	Iceland	0	0	0	0	0	0	0	0
2011 Q1	Asia	India	259	36	26	21	28	21	58	18
2011 Q1	Asia	Indonesia	0	0	0	0	0	0	0	0
2011 Q1	Middle East	Iran	59	8	7	7	5	6	15	4
2011 Q1	Middle East	Iraq	56	13	5	7	5	6	12	3
2011 Q1	Europe	Ireland	0	0	0	0	0	0	0	0
2011 Q1	Middle East	Israel	0	0	0	0	0	0	0	0
2011 Q1	Europe	Italy	3	0	0	0	0	0	0	1
2011 Q1	Africa	Ivory Coast	16	5	0	3	4	0	3	0
2011 Q1	Americas	Jamaica	112	33	4	23	6	0	15	0
2011 Q1	Asia	Japan	0	0	0	0	0	0	0	0
2011 Q1	Middle East	Jordan	0	0	0	0	0	0	0	0
2011 Q1	Europe	Kazakhstan	0	0	0	0	0	0	0	0
2011 Q1	Africa	Kenya	20	4	2	4	0	0	1	0
2011 Q1	Oceania	Kiribati	0	0	0	0	0	0	0	0
2011 Q1	Asia	Korea (North)	1	0	0	0	0	0	0	0
2011 Q1	Asia	Korea (South)	1	0	0	0	0	0	0	0
2011 Q1	Europe	Kosovo	9	2	0	1	1	0	2	0
2011 Q1	Middle East	Kuwait	3	0	0	1	1	0	1	0
2011 Q1	Europe	Kyrgyzstan	1	0	0	0	0	0	0	0





Quarter	Geographical region	Country of nationality	Total detainees	Brook House IRC	Campsfield House IRC	Colnbrook IRC	Dover IRC	Dungavel IRC	Hammondsworth IRC	Haslar IRC
2011 Q1	Oceania	New Zealand	0	0	0	0	0	0	0	0
2011 Q1	Americas	Nicaragua	2	0	0	0	0	0	0	0
2011 Q1	Africa	Niger	3	0	0	0	0	1	2	0
2011 Q1	Africa	Nigeria	248	36	12	21	23	15	45	15
2011 Q1	Oceania	Niue	0	0	0	0	0	0	0	0
2011 Q1	Oceania	Norfolk Island	0	0	0	0	0	0	0	0
2011 Q1	Oceania	Northern Mariana Islands	0	0	0	0	0	0	0	0
2011 Q1	Europe	Norway	0	0	0	0	0	0	0	0
2011 Q1	Middle East	Occupied Palestinian Territories	7	0	3	1	1	1	1	0
2011 Q1	Middle East	Oman	0	0	0	0	0	0	0	0
2011 Q1	Other	Other and unknown	8	1	0	2	1	1	1	1
2011 Q1	Asia	Pakistan	332	31	29	33	25	32	106	14
2011 Q1	Oceania	Palau	0	0	0	0	0	0	0	0
2011 Q1	Americas	Panama	0	0	0	0	0	0	0	0
2011 Q1	Oceania	Papua New Guinea	0	0	0	0	0	0	0	0
2011 Q1	Americas	Paraguay	0	0	0	0	0	0	0	0
2011 Q1	Americas	Peru	1	0	0	0	0	0	0	0
2011 Q1	Asia	Philippines	6	0	0	0	0	0	0	0
2011 Q1	Oceania	Pitcairn Islands (British)	0	0	0	0	0	0	0	0
2011 Q1	Europe	Poland	14	2	0	3	3	1	3	0
2011 Q1	Europe	Portugal	12	5	1	1	1	1	2	0
2011 Q1	Americas	Puerto Rico	0	0	0	0	0	0	0	0
2011 Q1	Middle East	Qatar	0	0	0	0	0	0	0	0
2011 Q1	Africa	Reunion	0	0	0	0	0	0	0	0
2011 Q1	Europe	Romania	3	2	0	0	0	0	0	0
2011 Q1	Europe	Russia	8	0	0	1	4	1	1	0
2011 Q1	Africa	Rwanda	5	1	0	0	1	0	1	0
2011 Q1	Oceania	Samoa	0	0	0	0	0	0	0	0
2011 Q1	Europe	San Marino	0	0	0	0	0	0	0	0
2011 Q1	Africa	Sao Tome and Principe	0	0	0	0	0	0	0	0
2011 Q1	Middle East	Saudi Arabia	0	0	0	0	0	0	0	0
2011 Q1	Africa	Senegal	7	0	1	1	1	0	2	0
2011 Q1	Europe	Serbia	1	0	0	0	0	0	0	0

Quarter	Geographical region	Country of nationality	Total detainees	Brook House IRC	Campsfield House IRC	Colnbrook IRC	Dover IRC	Dungavel IRC	Hammondsworth IRC	Haslar IRC
2011 Q1	Europe	Serbia and Montenegro	:	:	:	:	:	:	:	:
2011 Q1	Africa	Seychelles	0	0	0	0	0	0	0	0
2011 Q1	Africa	Sierra Leone	21	3	2	8	1	1	2	1
2011 Q1	Asia	Singapore	0	0	0	0	0	0	0	0
2011 Q1	Europe	Slovakia	2	0	0	0	0	0	0	0
2011 Q1	Europe	Slovenia	0	0	0	0	0	0	0	0
2011 Q1	Oceania	Solomon Islands	0	0	0	0	0	0	0	0
2011 Q1	Africa	Somalia	52	11	3	19	7	1	5	1
2011 Q1	Africa	South Africa	18	0	0	3	3	1	3	2
2011 Q1	Americas	South Georgia and South Sandwich Islands	0	0	0	0	0	0	0	0
2011 Q1	Europe	Spain	1	0	0	1	0	0	0	0
2011 Q1	Asia	Sri Lanka	98	14	7	9	12	1	26	5
2011 Q1	Africa	St. Helena (British)	0	0	0	0	0	0	0	0
2011 Q1	Americas	St. Kitts and Nevis	0	0	0	0	0	0	0	0
2011 Q1	Americas	St. Lucia	1	1	0	0	0	0	0	0
2011 Q1	Americas	St. Maarten (Dutch Part)	0	0	0	0	0	0	0	0
2011 Q1	Americas	St. Martin (French Part)	0	0	0	0	0	0	0	0
2011 Q1	Americas	St. Pierre and Miquelon	0	0	0	0	0	0	0	0
2011 Q1	Americas	St. Vincent and the Grenadines	2	0	0	0	0	0	1	0
2011 Q1	Other	Stateless	2	0	0	0	0	0	0	0
2011 Q1	Africa	Sudan	36	3	15	4	1	3	5	2
2011 Q1	Americas	Surinam	0	0	0	0	0	0	0	0
2011 Q1	Europe	Svalbard and Jan Mayen	0	0	0	0	0	0	0	0
2011 Q1	Africa	Swaziland	0	0	0	0	0	0	0	0
2011 Q1	Europe	Sweden	0	0	0	0	0	0	0	0
2011 Q1	Europe	Switzerland	1	0	0	0	0	0	0	0
2011 Q1	Middle East	Syria	3	0	0	0	1	0	0	0
2011 Q1	Asia	Taiwan	0	0	0	0	0	0	0	0
2011 Q1	Europe	Tajikistan	1	0	0	0	0	0	0	1

Quarter	Geographical region	Country of nationality	Total detainees	Brook House IRC	Campsfield House IRC	Colnbrook IRC	Dover IRC	Dungavel IRC	Hammondsworth IRC	Haslar IRC
2011 Q1	Africa	Tanzania	8	0	0	0	2	0	3	0
2011 Q1	Asia	Thailand	0	0	0	0	0	0	0	0
2011 Q1	Africa	Togo	2	0	0	0	2	0	0	0
2011 Q1	Oceania	Tokelau	0	0	0	0	0	0	0	0
2011 Q1	Oceania	Tonga	0	0	0	0	0	0	0	0
2011 Q1	Americas	Trinidad and Tobago	5	2	0	0	1	0	2	0
2011 Q1	Africa	Tunisia	3	0	1	0	0	0	2	0
2011 Q1	Europe	Turkey	35	4	4	1	5	3	6	6
2011 Q1	Europe	Turkmenistan	0	0	0	0	0	0	0	0
2011 Q1	Americas	Turks and Caicos Islands (British)	0	0	0	0	0	0	0	0
2011 Q1	Oceania	Tuvalu	0	0	0	0	0	0	0	0
2011 Q1	Africa	Uganda	24	5	1	3	1	1	0	0
2011 Q1	Europe	Ukraine	9	2	0	1	2	1	0	2
2011 Q1	Middle East	United Arab Emirates	0	0	0	0	0	0	0	0
2011 Q1	Americas	United States	6	1	0	1	0	0	1	1
2011 Q1	Americas	Uruguay	0	0	0	0	0	0	0	0
2011 Q1	Europe	Uzbekistan	4	0	0	2	0	0	1	0
2011 Q1	Oceania	Vanuatu	0	0	0	0	0	0	0	0
2011 Q1	Europe	Vatican City	0	0	0	0	0	0	0	0
2011 Q1	Americas	Venezuela	0	0	0	0	0	0	0	0
2011 Q1	Asia	Vietnam	62	12	10	2	2	5	6	2
2011 Q1	Americas	Virgin Islands (British)	0	0	0	0	0	0	0	0
2011 Q1	Americas	Virgin Islands (US)	0	0	0	0	0	0	0	0
2011 Q1	Oceania	Wallis and Futuna	0	0	0	0	0	0	0	0
2011 Q1	Africa	Western Sahara	3	0	0	0	2	0	0	0
2011 Q1	Middle East	Yemen	3	0	0	0	1	1	0	1
2011 Q1	Africa	Zambia	4	0	1	2	0	0	1	0
2011 Q1	Africa	Zimbabwe	27	6	1	7	3	0	7	2
2011 Q2	Total	*Total	2,685	345	201	256	273	182	560	141
2011 Q2	Africa	*Total Africa	847	116	59	101	91	36	166	40
2011 Q2	Americas	*Total Americas	188	40	5	23	9	1	44	0
2011 Q2	Asia	*Total Asia	1,283	127	113	79	133	122	283	79
2011 Q2	Europe	*Total Europe	185	31	12	26	15	10	31	13
2011 Q2	Middle East	*Total Middle East	169	27	11	27	24	10	36	9





Quarter	Geographical region	Country of nationality	Total detainees	Brook House IRC	Campsfield House IRC	Colnbrook IRC	Dover IRC	Dungavel IRC	Hammondsworth IRC	Haslar IRC
2011 Q2	Americas	Ecuador	2	0	0	0	0	0	2	0
2011 Q2	Africa	Egypt	7	0	1	1	2	0	3	0
2011 Q2	Americas	El Salvador	0	0	0	0	0	0	0	0
2011 Q2	Africa	Equatorial Guinea	0	0	0	0	0	0	0	0
2011 Q2	Africa	Eritrea	33	4	9	0	2	2	4	2
2011 Q2	Europe	Estonia	1	0	0	0	0	0	0	0
2011 Q2	Africa	Ethiopia	9	1	1	2	1	1	0	1
2011 Q2	Americas	Falkland Islands (British)	0	0	0	0	0	0	0	0
2011 Q2	Europe	Faroe Islands	0	0	0	0	0	0	0	0
2011 Q2	Oceania	Fiji	0	0	0	0	0	0	0	0
2011 Q2	Europe	Finland	0	0	0	0	0	0	0	0
2011 Q2	Europe	Former Yugoslavia	2	1	0	1	0	0	0	0
2011 Q2	Europe	France	4	0	0	2	0	0	0	0
2011 Q2	Americas	French Guiana	0	0	0	0	0	0	0	0
2011 Q2	Oceania	French Polynesia	0	0	0	0	0	0	0	0
2011 Q2	Africa	Gabon	0	0	0	0	0	0	0	0
2011 Q2	Africa	Gambia, The	30	6	3	6	5	1	5	0
2011 Q2	Europe	Georgia	6	2	0	0	0	1	0	0
2011 Q2	Europe	Germany	1	0	0	0	0	0	0	0
2011 Q2	Africa	Ghana	54	4	4	3	6	1	9	3
2011 Q2	Europe	Gibraltar (British)	0	0	0	0	0	0	0	0
2011 Q2	Europe	Greece	0	0	0	0	0	0	0	0
2011 Q2	Europe	Greenland	0	0	0	0	0	0	0	0
2011 Q2	Americas	Grenada	1	0	0	1	0	0	0	0
2011 Q2	Americas	Guadeloupe	0	0	0	0	0	0	0	0
2011 Q2	Americas	Guam	0	0	0	0	0	0	0	0
2011 Q2	Americas	Guatemala	1	0	0	0	0	0	0	0
2011 Q2	Africa	Guinea	5	0	0	1	0	0	2	1
2011 Q2	Africa	Guinea-Bissau	1	1	0	0	0	0	0	0
2011 Q2	Americas	Guyana	3	0	0	0	1	0	0	0
2011 Q2	Americas	Haiti	0	0	0	0	0	0	0	0
2011 Q2	Oceania	Heard Island and McDonald Islands	0	0	0	0	0	0	0	0
2011 Q2	Americas	Honduras	1	1	0	0	0	0	0	0
2011 Q2	Asia	Hong Kong	1	0	0	0	0	0	0	0
2011 Q2	Europe	Hungary	2	1	0	0	0	0	1	0







Quarter	Geographical region	Country of nationality	Total detainees	Brook House IRC	Campsfield House IRC	Colnbrook IRC	Dover IRC	Dungavel IRC	Hammondsworth IRC	Haslar IRC
2011 Q2	Americas	Paraguay	0	0	0	0	0	0	0	0
2011 Q2	Americas	Peru	0	0	0	0	0	0	0	0
2011 Q2	Asia	Philippines	4	0	1	0	0	0	0	0
2011 Q2	Oceania	Pitcairn Islands (British)	0	0	0	0	0	0	0	0
2011 Q2	Europe	Poland	20	5	1	4	1	1	1	2
2011 Q2	Europe	Portugal	8	2	0	1	1	0	1	0
2011 Q2	Americas	Puerto Rico	0	0	0	0	0	0	0	0
2011 Q2	Middle East	Qatar	0	0	0	0	0	0	0	0
2011 Q2	Africa	Reunion	0	0	0	0	0	0	0	0
2011 Q2	Europe	Romania	6	1	0	1	0	0	1	0
2011 Q2	Europe	Russia	8	0	0	0	4	0	1	0
2011 Q2	Africa	Rwanda	4	1	0	0	1	0	1	1
2011 Q2	Oceania	Samoa	0	0	0	0	0	0	0	0
2011 Q2	Europe	San Marino	0	0	0	0	0	0	0	0
2011 Q2	Africa	Sao Tome and Principe	0	0	0	0	0	0	0	0
2011 Q2	Middle East	Saudi Arabia	0	0	0	0	0	0	0	0
2011 Q2	Africa	Senegal	7	0	1	0	1	1	2	0
2011 Q2	Europe	Serbia	3	0	0	0	0	0	0	0
2011 Q2	Europe	Serbia and Montenegro	:	:	:	:	:	:	:	:
2011 Q2	Africa	Seychelles	0	0	0	0	0	0	0	0
2011 Q2	Africa	Sierra Leone	18	2	1	4	2	0	1	1
2011 Q2	Asia	Singapore	1	0	0	0	0	0	0	0
2011 Q2	Europe	Slovakia	3	1	0	1	0	0	0	0
2011 Q2	Europe	Slovenia	0	0	0	0	0	0	0	0
2011 Q2	Oceania	Solomon Islands	0	0	0	0	0	0	0	0
2011 Q2	Africa	Somalia	50	8	5	12	6	2	12	0
2011 Q2	Africa	South Africa	16	2	0	1	1	2	2	0
2011 Q2	Americas	South Georgia and South Sandwich Islands	0	0	0	0	0	0	0	0
2011 Q2	Europe	Spain	1	0	0	0	0	0	0	0
2011 Q2	Asia	Sri Lanka	90	10	8	10	9	4	19	2
2011 Q2	Africa	St. Helena (British)	0	0	0	0	0	0	0	0
2011 Q2	Americas	St. Kitts and Nevis	1	1	0	0	0	0	0	0

Quarter	Geographical region	Country of nationality	Total detainees	Brook House IRC	Campsfield House IRC	Colnbrook IRC	Dover IRC	Dungavel IRC	Hammondsworth IRC	Haslar IRC
2011 Q2	Americas	St. Lucia	1	0	0	0	0	0	1	0
2011 Q2	Americas	St. Maarten (Dutch Part)	0	0	0	0	0	0	0	0
2011 Q2	Americas	St. Martin (French Part)	0	0	0	0	0	0	0	0
2011 Q2	Americas	St. Pierre and Miquelon	0	0	0	0	0	0	0	0
2011 Q2	Americas	St. Vincent and the Grenadines	0	0	0	0	0	0	0	0
2011 Q2	Other	Stateless	3	1	1	0	0	1	0	0
2011 Q2	Africa	Sudan	33	1	12	3	2	2	7	1
2011 Q2	Americas	Surinam	0	0	0	0	0	0	0	0
2011 Q2	Europe	Svalbard and Jan Mayen	0	0	0	0	0	0	0	0
2011 Q2	Africa	Swaziland	1	0	0	0	0	0	0	0
2011 Q2	Europe	Sweden	2	1	0	0	0	0	0	0
2011 Q2	Europe	Switzerland	1	0	0	0	0	0	0	0
2011 Q2	Middle East	Syria	3	2	0	0	0	0	1	0
2011 Q2	Asia	Taiwan	0	0	0	0	0	0	0	0
2011 Q2	Europe	Tajikistan	0	0	0	0	0	0	0	0
2011 Q2	Africa	Tanzania	9	1	1	0	2	0	2	2
2011 Q2	Asia	Thailand	8	0	0	0	0	4	1	0
2011 Q2	Africa	Togo	2	0	0	0	2	0	0	0
2011 Q2	Oceania	Tokelau	0	0	0	0	0	0	0	0
2011 Q2	Oceania	Tonga	0	0	0	0	0	0	0	0
2011 Q2	Americas	Trinidad and Tobago	0	0	0	0	0	0	0	0
2011 Q2	Africa	Tunisia	11	1	1	1	3	0	2	1
2011 Q2	Europe	Turkey	31	5	4	3	3	3	6	5
2011 Q2	Europe	Turkmenistan	1	0	0	0	1	0	0	0
2011 Q2	Americas	Turks and Caicos Islands (British)	0	0	0	0	0	0	0	0
2011 Q2	Oceania	Tuvalu	0	0	0	0	0	0	0	0
2011 Q2	Africa	Uganda	25	4	0	1	3	1	6	2
2011 Q2	Europe	Ukraine	15	3	0	3	0	0	1	3
2011 Q2	Middle East	United Arab Emirates	0	0	0	0	0	0	0	0
2011 Q2	Americas	United States	6	0	0	0	0	0	2	0

Quarter	Geographical region	Country of nationality	Total detainees	Brook House IRC	Campsfield House IRC	Colnbrook IRC	Dover IRC	Dungavel IRC	Hammondsworth IRC	Haslar IRC
2011 Q2	Americas	Uruguay	0	0	0	0	0	0	0	0
2011 Q2	Europe	Uzbekistan	5	0	0	1	0	2	1	0
2011 Q2	Oceania	Vanuatu	0	0	0	0	0	0	0	0
2011 Q2	Europe	Vatican City	0	0	0	0	0	0	0	0
2011 Q2	Americas	Venezuela	1	0	0	0	0	0	1	0
2011 Q2	Asia	Vietnam	56	6	6	1	3	4	12	2
2011 Q2	Americas	Virgin Islands								
		(British)	0	0	0	0	0	0	0	0
2011 Q2	Americas	Virgin Islands (US)	0	0	0	0	0	0	0	0
2011 Q2	Oceania	Wallis and Futuna	0	0	0	0	0	0	0	0
2011 Q2	Africa	Western Sahara	3	1	0	0	1	0	1	0
2011 Q2	Middle East	Yemen	1	0	0	0	0	0	0	1
2011 Q2	Africa	Zambia	5	0	0	2	0	0	2	0
2011 Q2	Africa	Zimbabwe	31	6	1	7	2	0	8	1















Quarter	Geographical region	Country of nationality	Total detainees	Lindholme IRC	Morton Hall IRC	Oakington IRC	Tinsley House IRC	Yarl's Wood IRC	Cobbrook STHF	Dover Harbour STHF	Harwich STHF	Pennine House STHF	Male detainees	Female detainees
2010 Q1	Oceania	Papua New Guinea	0	0	:	0	0	0	0	0	0	0	0	0
2010 Q1	Americas	Paraguay	0	0	:	0	0	0	0	0	0	0	0	0
2010 Q1	Americas	Peru	1	0	:	0	0	0	0	0	0	0	1	0
2010 Q1	Asia	Philippines	7	0	:	4	0	2	0	0	0	0	4	3
2010 Q1	Oceania	Pitcairn Islands (British)	0	0	:	0	0	0	0	0	0	0	0	0
2010 Q1	Europe	Poland	12	1	:	3	0	1	1	0	0	0	11	1
2010 Q1	Europe	Portugal	7	2	:	1	0	0	0	0	0	0	7	0
2010 Q1	Americas	Puerto Rico	0	0	:	0	0	0	0	0	0	0	0	0
2010 Q1	Middle East	Qatar	7	0	:	0	0	7	0	0	0	0	3	4
2010 Q1	Africa	Reunion	0	0	:	0	0	0	0	0	0	0	0	0
2010 Q1	Europe	Romania	1	0	:	0	0	0	1	0	0	0	1	0
2010 Q1	Europe	Russia	12	0	:	1	1	1	0	0	0	0	11	1
2010 Q1	Africa	Rwanda	7	1	:	0	0	1	0	0	0	0	6	1
2010 Q1	Oceania	Samoa	0	0	:	0	0	0	0	0	0	0	0	0
2010 Q1	Europe	San Marino	0	0	:	0	0	0	0	0	0	0	0	0
2010 Q1	Africa	Sao Tome and Principe	0	0	:	0	0	0	0	0	0	0	0	0
2010 Q1	Middle East	Saudi Arabia	0	0	:	0	0	0	0	0	0	0	0	0
2010 Q1	Africa	Senegal	6	1	:	1	0	0	0	0	0	0	6	0
2010 Q1	Europe	Serbia	2	1	:	0	0	1	0	0	0	0	1	1
2010 Q1	Europe	Serbia and Montenegro	:	:	:	:	:	:	:	:	:	:	:	:
2010 Q1	Africa	Seychelles	0	0	:	0	0	0	0	0	0	0	0	0
2010 Q1	Africa	Sierra Leone	29	0	:	1	3	1	1	0	0	0	28	1
2010 Q1	Asia	Singapore	0	0	:	0	0	0	0	0	0	0	0	0
2010 Q1	Europe	Slovakia	1	0	:	0	0	1	0	0	0	0	0	1
2010 Q1	Europe	Slovenia	0	0	:	0	0	0	0	0	0	0	0	0
2010 Q1	Oceania	Solomon Islands	0	0	:	0	0	0	0	0	0	0	0	0
2010 Q1	Africa	Somalia	65	1	:	1	1	3	0	0	0	0	62	3
2010 Q1	Africa	South Africa	20	0	:	1	0	5	1	0	0	0	13	7



Quarter	Geographical region	Country of nationality	Total detainees	Lindholme IRC	Morton Hall IRC	Oakington IRC	Tinsley House IRC	Yarl's Wood IRC	Cobbrook STHF	Dover Harbour STHF	Harwich STHF	Penrith House STHF	Male detainees	Female detainees
2010 Q1	Americas	Trinidad and Tobago	4	0	:	0	0	0	1	0	0	0	4	0
2010 Q1	Africa	Tunisia	7	0	:	2	0	0	0	0	0	0	7	0
2010 Q1	Europe	Turkey	47	3	:	11	1	1	3	1	0	0	46	1
2010 Q1	Europe	Turkmenistan	1	0	:	0	0	1	0	0	0	0	0	1
2010 Q1	Americas	Turks and Caicos Islands (British)	0	0	:	0	0	0	0	0	0	0	0	0
2010 Q1	Oceania	Tuvalu	0	0	:	0	0	0	0	0	0	0	0	0
2010 Q1	Africa	Uganda	29	0	:	3	0	9	0	0	0	0	20	9
2010 Q1	Europe	Ukraine	16	0	:	1	3	1	1	0	0	0	15	1
2010 Q1	Middle East	United Arab Emirates	0	0	:	0	0	0	0	0	0	0	0	0
2010 Q1	Americas	United States	3	0	:	0	0	0	0	0	0	0	3	0
2010 Q1	Americas	Uruguay	0	0	:	0	0	0	0	0	0	0	0	0
2010 Q1	Europe	Uzbekistan	2	0	:	1	0	1	0	0	0	0	1	1
2010 Q1	Oceania	Vanuatu	0	0	:	0	0	0	0	0	0	0	0	0
2010 Q1	Europe	Vatican City	0	0	:	0	0	0	0	0	0	0	0	0
2010 Q1	Americas	Venezuela	0	0	:	0	0	0	0	0	0	0	0	0
2010 Q1	Asia	Vietnam	93	0	:	14	7	17	3	0	0	0	76	17
2010 Q1	Americas	Virgin Islands (British)	0	0	:	0	0	0	0	0	0	0	0	0
2010 Q1	Americas	Virgin Islands (US)	0	0	:	0	0	0	0	0	0	0	0	0
2010 Q1	Oceania	Wallis and Futuna	0	0	:	0	0	0	0	0	0	0	0	0
2010 Q1	Africa	Western Sahara	1	0	:	0	0	0	0	0	0	0	1	0
2010 Q1	Middle East	Yemen	4	0	:	0	0	0	0	0	0	0	4	0
2010 Q1	Africa	Zambia	6	0	:	0	0	3	0	0	0	0	3	3
2010 Q1	Africa	Zimbabwe	30	3	:	1	0	1	0	0	0	1	29	1
2010 Q2	Total	*Total	2,775	122	:	395	101	285	53	4	2	25	2,476	299
2010 Q2	Africa	*Total Africa	993	24	:	128	39	140	12	0	0	9	850	143
2010 Q2	Americas	*Total Americas	240	5	:	19	10	38	6	0	0	1	201	39
2010 Q2	Asia	*Total Asia	1,183	66	:	201	39	93	23	3	0	13	1,081	102
2010 Q2	Europe	*Total Europe	168	13	:	21	9	12	8	0	2	1	155	13







Quarter	Geographical region	Country of nationality	Total detainees	Lindholme IRC	Morton Hall IRC	Oakington IRC	Tinsley House IRC	Yarl's Wood IRC	Cobbrook STHF	Dover Harbour STHF	Harwich STHF	Penrith House STHF	Male detainees	Female detainees
2010 Q2	Africa	Gambia, The	30	0	:	1	0	4	0	0	0	0	26	4
2010 Q2	Europe	Georgia	2	0	:	0	0	0	0	0	0	0	2	0
2010 Q2	Europe	Germany	3	0	:	0	0	0	1	0	0	0	3	0
2010 Q2	Africa	Ghana	69	1	:	10	3	15	3	0	0	0	54	15
2010 Q2	Europe	Gibraltar	0	0	:	0	0	0	0	0	0	0	0	0
2010 Q2	Europe	(British)	0	0	:	0	0	0	0	0	0	0	0	0
2010 Q2	Europe	Greece	0	0	:	0	0	0	0	0	0	0	0	0
2010 Q2	Europe	Greenland	0	0	:	0	0	0	0	0	0	0	0	0
2010 Q2	Americas	Grenada	2	0	:	0	0	0	0	0	0	0	2	0
2010 Q2	Americas	Guadeloupe	0	0	:	0	0	0	0	0	0	0	0	0
2010 Q2	Americas	Guam	0	0	:	0	0	0	0	0	0	0	0	0
2010 Q2	Americas	Guatemala	0	0	:	0	0	0	0	0	0	0	0	0
2010 Q2	Africa	Guinea	12	0	:	2	0	0	0	0	0	0	12	0
2010 Q2	Africa	Guinea-Bissau	2	0	:	0	0	0	0	0	0	0	2	0
2010 Q2	Americas	Guyana	2	0	:	1	0	0	0	0	0	0	2	0
2010 Q2	Americas	Haiti	0	0	:	0	0	0	0	0	0	0	0	0
2010 Q2	Oceania	Heard Island and McDonald Islands	0	0	:	0	0	0	0	0	0	0	0	0
2010 Q2	Americas	Honduras	0	0	:	0	0	0	0	0	0	0	0	0
2010 Q2	Asia	Hong Kong	3	0	:	0	0	1	0	0	0	0	2	1
2010 Q2	Europe	Hungary	0	0	:	0	0	0	0	0	0	0	0	0
2010 Q2	Europe	Iceland	0	0	:	0	0	0	0	0	0	0	0	0
2010 Q2	Asia	India	161	7	:	31	5	5	5	1	0	1	157	4
2010 Q2	Asia	Indonesia	0	0	:	0	0	0	0	0	0	0	0	0
2010 Q2	Middle East	Iran	68	5	:	11	0	1	3	1	0	1	67	1
2010 Q2	Middle East	Iraq	85	7	:	11	3	0	0	0	0	0	85	0
2010 Q2	Europe	Ireland	0	0	:	0	0	0	0	0	0	0	0	0
2010 Q2	Middle East	Israel	3	0	:	0	0	0	0	0	0	0	3	0
2010 Q2	Europe	Italy	1	0	:	0	0	0	0	0	0	0	1	0
2010 Q2	Africa	Ivory Coast	12	0	:	0	0	1	0	0	0	0	11	1
2010 Q2	Americas	Jamaica	162	5	:	9	3	21	3	0	0	0	141	21
2010 Q2	Asia	Japan	0	0	:	0	0	0	0	0	0	0	0	0
2010 Q2	Middle East	Jordan	2	0	:	0	0	0	1	0	0	0	2	0
2010 Q2	Europe	Kazakhstan	1	0	:	0	0	0	0	0	0	0	1	0
2010 Q2	Africa	Kenya	25	0	:	1	0	9	0	0	0	0	16	9





Quarter	Geographical region	Country of nationality	Total detainees	Lindholme IRC	Morton Hall IRC	Oakington IRC	Tinsley House IRC	Yarl's Wood IRC	Cobbrook STHF	Dover Harbour STHF	Harwich STHF	Penrith House STHF	Male detainees	Female detainees
2010 Q2	Americas	Montserrat (British)	0	0	:	0	0	0	0	0	0	0	0	0
2010 Q2	Africa	Morocco	25	0	:	2	0	2	0	0	0	0	23	2
2010 Q2	Africa	Mozambique	1	0	:	0	0	1	0	0	0	0	0	1
2010 Q2	Africa	Namibia	0	0	:	0	0	0	0	0	0	0	0	0
2010 Q2	Oceania	Nauru	0	0	:	0	0	0	0	0	0	0	0	0
2010 Q2	Asia	Nepal	7	1	:	3	0	1	0	0	0	1	6	1
2010 Q2	Europe	Netherlands	5	0	:	0	1	0	1	0	0	0	4	1
2010 Q2	Americas	Netherlands Antilles	0	0	:	0	0	0	0	0	0	0	0	0
2010 Q2	Oceania	New Caledonia	0	0	:	0	0	0	0	0	0	0	0	0
2010 Q2	Oceania	New Zealand	0	0	:	0	0	0	0	0	0	0	0	0
2010 Q2	Americas	Nicaragua	0	0	:	0	0	0	0	0	0	0	0	0
2010 Q2	Africa	Niger	0	0	:	0	0	0	0	0	0	0	0	0
2010 Q2	Africa	Nigeria	267	11	:	28	18	48	2	0	0	1	220	47
2010 Q2	Oceania	Niue	0	0	:	0	0	0	0	0	0	0	0	0
2010 Q2	Oceania	Norfolk Island	0	0	:	0	0	0	0	0	0	0	0	0
2010 Q2	Oceania	Northern Mariana Islands	0	0	:	0	0	0	0	0	0	0	0	0
2010 Q2	Europe	Norway	0	0	:	0	0	0	0	0	0	0	0	0
2010 Q2	Middle East	Occupied Palestinian Territories	11	1	:	3	0	0	0	0	0	0	11	0
2010 Q2	Middle East	Oman	0	0	:	0	0	0	0	0	0	0	0	0
2010 Q2	Other	Other and unknown	5	0	:	0	1	0	0	0	0	0	5	0
2010 Q2	Asia	Pakistan	228	14	:	31	4	14	5	1	0	6	212	16
2010 Q2	Oceania	Palau	0	0	:	0	0	0	0	0	0	0	0	0
2010 Q2	Americas	Panama	0	0	:	0	0	0	0	0	0	0	0	0
2010 Q2	Oceania	Papua New Guinea	0	0	:	0	0	0	0	0	0	0	0	0
2010 Q2	Americas	Paraguay	0	0	:	0	0	0	0	0	0	0	0	0
2010 Q2	Americas	Peru	0	0	:	0	0	0	0	0	0	0	0	0
2010 Q2	Asia	Philippines	5	0	:	2	0	2	0	0	0	0	3	2







Quarter	Geographical region	Country of nationality	Total detainees	Lindholme IRC	Morton Hall IRC	Oakington IRC	Tinsley House IRC	Yarl's Wood IRC	Cobbrook STHF	Dover Harbour STHF	Harwich STHF	Penrith House STHF	Male detainees	Female detainees
2010 Q3	Europe	Andorra	0	0	:	0	0	0	0	:	0	0	0	0
2010 Q3	Africa	Angola	13	1	:	1	0	1	0	:	0	0	12	1
2010 Q3	Americas	Anguilla (British)	0	0	:	0	0	0	0	:	0	0	0	0
2010 Q3	Americas	Antigua and Barbuda	0	0	:	0	0	0	0	:	0	0	0	0
2010 Q3	Americas	Argentina	0	0	:	0	0	0	0	:	0	0	0	0
2010 Q3	Europe	Armenia	0	0	:	0	0	0	0	:	0	0	0	0
2010 Q3	Americas	Aruba	0	0	:	0	0	0	0	:	0	0	0	0
2010 Q3	Oceania	Australia	1	0	:	0	1	0	0	:	0	0	0	1
2010 Q3	Europe	Austria	0	0	:	0	0	0	0	:	0	0	0	0
2010 Q3	Europe	Azerbaijan	0	0	:	0	0	0	0	:	0	0	0	0
2010 Q3	Americas	Bahamas, The	0	0	:	0	0	0	0	:	0	0	0	0
2010 Q3	Middle East	Bahrain	0	0	:	0	0	0	0	:	0	0	0	0
2010 Q3	Asia	Bangladesh	172	8	:	7	3	4	1	:	2	1	168	4
2010 Q3	Americas	Barbados	3	0	:	0	0	1	0	:	0	0	2	1
2010 Q3	Europe	Belarus	2	0	:	0	0	0	0	:	0	0	2	0
2010 Q3	Europe	Belgium	1	0	:	0	0	1	0	:	0	0	0	1
2010 Q3	Americas	Belize	0	0	:	0	0	0	0	:	0	0	0	0
2010 Q3	Africa	Benin	1	0	:	0	0	0	0	:	0	0	1	0
2010 Q3	Americas	Bermuda (British)	0	0	:	0	0	0	0	:	0	0	0	0
2010 Q3	Asia	Bhutan	0	0	:	0	0	0	0	:	0	0	0	0
2010 Q3	Americas	Bolivia	5	0	:	0	0	3	1	:	0	0	2	3
2010 Q3	Americas	Bonaire, Sint Eustatius and Saba	:	:	:	:	:	:	:	:	:	:	:	:
2010 Q3	Europe	Bosnia and Herzegovina	2	0	:	0	0	1	0	:	0	0	1	1
2010 Q3	Africa	Botswana	4	0	:	0	0	2	0	:	0	0	2	2
2010 Q3	Americas	Brazil	24	0	:	0	2	8	0	:	0	0	17	7
2010 Q3	Other	British overseas citizens	1	0	:	1	0	0	0	:	0	0	1	0
2010 Q3	Asia	Brunei	0	0	:	0	0	0	0	:	0	0	0	0
2010 Q3	Europe	Bulgaria	0	0	:	0	0	0	0	:	0	0	0	0

Quarter	Geographical region	Country of nationality	Total detainees	Lindholme IRC	Morton Hall IRC	Oakington IRC	Tinsley House IRC	Yarl's Wood IRC	Cobbrook STHF	Dover Harbour STHF	Harwich STHF	Pennington House STHF	Male detainees	Female detainees
2010 Q3	Africa	Burkina Faso	0	0	:	0	0	0	0	:	0	0	0	0
2010 Q3	Asia	Burma	2	0	:	0	0	1	0	:	0	0	1	1
2010 Q3	Africa	Burundi	8	1	:	0	0	2	0	:	0	0	6	2
2010 Q3	Asia	Cambodia	0	0	:	0	0	0	0	:	0	0	0	0
2010 Q3	Africa	Cameroon	15	0	:	0	0	3	1	:	0	0	12	3
2010 Q3	Americas	Canada	1	0	:	0	0	0	0	:	0	0	1	0
2010 Q3	Africa	Cape Verde	0	0	:	0	0	0	0	:	0	0	0	0
2010 Q3	Americas	Cayman Islands	0	0	:	0	0	0	0	:	0	0	0	0
2010 Q3	Africa	(British) Central African Republic	0	0	:	0	0	0	0	:	0	0	0	0
2010 Q3	Africa	Chad	0	0	:	0	0	0	0	:	0	0	0	0
2010 Q3	Americas	Chile	1	0	:	0	1	0	0	:	0	0	1	0
2010 Q3	Asia	China	238	15	:	0	4	35	4	:	0	0	201	37
2010 Q3	Oceania	Christmas Island	0	0	:	0	0	0	0	:	0	0	0	0
2010 Q3	Oceania	Cocos (Keeling) Islands	0	0	:	0	0	0	0	:	0	0	0	0
2010 Q3	Americas	Colombia	4	0	:	0	0	0	1	:	0	0	4	0
2010 Q3	Africa	Comoros	0	0	:	0	0	0	0	:	0	0	0	0
2010 Q3	Africa	Congo	7	0	:	0	0	0	1	:	0	0	7	0
2010 Q3	Africa	(Democratic Republic)	49	3	:	0	1	5	1	:	0	0	42	7
2010 Q3	Oceania	Cook Islands	0	0	:	0	0	0	0	:	0	0	0	0
2010 Q3	Americas	Costa Rica	0	0	:	0	0	0	0	:	0	0	0	0
2010 Q3	Europe	Croatia	0	0	:	0	0	0	0	:	0	0	0	0
2010 Q3	Americas	Cuba	0	0	:	0	0	0	0	:	0	0	0	0
2010 Q3	Americas	Curacao	:	:	:	:	:	:	:	:	:	:	:	:
2010 Q3	Europe	Cyprus	0	0	:	0	0	0	0	:	0	0	0	0
2010 Q3	Europe	Cyprus (Northern part of)	1	0	:	0	0	0	0	:	0	0	1	0
2010 Q3	Europe	Czech Republic	2	0	:	0	0	0	0	:	0	0	2	0

Quarter	Geographical region	Country of nationality	Total detainees	Lindholme IRC	Morton Hall IRC	Oakington IRC	Tinsley House IRC	Yarl's Wood IRC	Cobbrook STHF	Dover Harbour STHF	Harwich STHF	Penrith House STHF	Male detainees	Female detainees
2010 Q3	Europe	Denmark	0	0	:	0	0	0	0	:	0	0	0	0
2010 Q3	Africa	Djibouti	0	0	:	0	0	0	0	:	0	0	0	0
2010 Q3	Americas	Dominica	2	0	:	0	0	0	0	:	0	0	2	0
2010 Q3	Americas	Dominican Republic	1	0	:	0	0	0	1	:	0	0	1	0
2010 Q3	Asia	East Timor	0	0	:	0	0	0	0	:	0	0	0	0
2010 Q3	Americas	Ecuador	6	0	:	0	0	1	0	:	0	0	5	1
2010 Q3	Africa	Egypt	14	1	:	0	2	0	0	:	0	0	14	0
2010 Q3	Americas	El Salvador	0	0	:	0	0	0	0	:	0	0	0	0
2010 Q3	Africa	Equatorial Guinea	0	0	:	0	0	0	0	:	0	0	0	0
2010 Q3	Africa	Eritrea	63	2	:	5	6	10	1	:	0	1	51	12
2010 Q3	Europe	Estonia	0	0	:	0	0	0	0	:	0	0	0	0
2010 Q3	Africa	Ethiopia	17	0	:	0	2	4	1	:	0	1	13	4
2010 Q3	Americas	Falkland Islands	0	0	:	0	0	0	0	:	0	0	0	0
2010 Q3	Europe	Faroe Islands	0	0	:	0	0	0	0	:	0	0	0	0
2010 Q3	Oceania	Fiji	0	0	:	0	0	0	0	:	0	0	0	0
2010 Q3	Europe	Finland	0	0	:	0	0	0	0	:	0	0	0	0
2010 Q3	Europe	Former Yugoslavia	3	0	:	0	0	1	0	:	0	1	2	1
2010 Q3	Europe	France	3	0	:	0	0	0	0	:	0	0	3	0
2010 Q3	Americas	French Guiana	0	0	:	0	0	0	0	:	0	0	0	0
2010 Q3	Oceania	French Polynesia	0	0	:	0	0	0	0	:	0	0	0	0
2010 Q3	Africa	Gabon	0	0	:	0	0	0	0	:	0	0	0	0
2010 Q3	Africa	Gambia, The	35	0	:	0	1	6	0	:	0	0	29	6
2010 Q3	Europe	Georgia	4	0	:	0	0	0	0	:	0	0	4	0
2010 Q3	Europe	Germany	1	0	:	0	0	0	0	:	0	0	1	0
2010 Q3	Africa	Ghana	66	1	:	0	3	13	0	:	0	0	56	10
2010 Q3	Europe	Gibraltar	0	0	:	0	0	0	0	:	0	0	0	0
2010 Q3	Europe	Greece	1	0	:	0	0	0	0	:	0	0	1	0
2010 Q3	Europe	Greenland	0	0	:	0	0	0	0	:	0	0	0	0
2010 Q3	Americas	Grenada	2	0	:	0	1	0	0	:	0	0	1	1



Quarter	Geographical region	Country of nationality	Total detainees	Lindholme IRC	Morton Hall IRC	Oakington IRC	Tinsley House IRC	Yarl's Wood IRC	Cobbrook STHF	Dover Harbour STHF	Harwich STHF	Penrith House STHF	Male detainees	Female detainees
2010 Q3	Americas	Guadeloupe	0	0	:	0	0	0	0	:	0	0	0	0
2010 Q3	Americas	Guam	0	0	:	0	0	0	0	:	0	0	0	0
2010 Q3	Americas	Guatemala	0	0	:	0	0	0	0	:	0	0	0	0
2010 Q3	Africa	Guinea	8	0	:	0	0	0	1	:	0	0	8	0
2010 Q3	Africa	Guinea-Bissau	1	0	:	0	0	0	0	:	0	0	1	0
2010 Q3	Americas	Guyana	1	0	:	0	0	0	0	:	0	0	1	0
2010 Q3	Americas	Haiti	0	0	:	0	0	0	0	:	0	0	0	0
2010 Q3	Oceania	Heard Island and McDonald Islands	0	0	:	0	0	0	0	:	0	0	0	0
2010 Q3	Americas	Honduras	0	0	:	0	0	0	0	:	0	0	0	0
2010 Q3	Asia	Hong Kong	3	0	:	0	1	2	0	:	0	0	1	2
2010 Q3	Europe	Hungary	0	0	:	0	0	0	0	:	0	0	0	0
2010 Q3	Europe	Iceland	0	0	:	0	0	0	0	:	0	0	0	0
2010 Q3	Asia	India	254	11	:	15	6	15	2	:	0	5	240	14
2010 Q3	Asia	Indonesia	1	0	:	0	0	0	0	:	0	0	1	0
2010 Q3	Middle East	Iran	76	7	:	5	0	1	4	:	0	1	74	2
2010 Q3	Middle East	Iraq	130	16	:	5	2	0	1	:	0	0	130	0
2010 Q3	Europe	Ireland	0	0	:	0	0	0	0	:	0	0	0	0
2010 Q3	Middle East	Israel	1	0	:	0	0	0	0	:	0	0	1	0
2010 Q3	Europe	Italy	2	0	:	0	0	0	0	:	0	0	2	0
2010 Q3	Africa	Ivory Coast	14	0	:	1	1	1	0	:	0	0	13	1
2010 Q3	Americas	Jamaica	138	2	:	1	2	28	2	:	0	0	109	29
2010 Q3	Asia	Japan	0	0	:	0	0	0	0	:	0	0	0	0
2010 Q3	Middle East	Jordan	2	0	:	0	0	0	0	:	0	0	2	0
2010 Q3	Europe	Kazakhstan	1	0	:	0	0	0	0	:	0	0	1	0
2010 Q3	Africa	Kenya	22	0	:	0	1	7	0	:	0	1	15	7
2010 Q3	Oceania	Kiribati	0	0	:	0	0	0	0	:	0	0	0	0
2010 Q3	Asia	Korea (North)	1	0	:	0	0	1	0	:	0	0	0	1
2010 Q3	Asia	Korea (South)	1	0	:	0	0	1	0	:	0	0	0	1
2010 Q3	Europe	Kosovo	17	1	:	1	1	0	0	:	0	0	17	0
2010 Q3	Middle East	Kuwait	3	0	:	0	0	0	0	:	0	0	3	0
2010 Q3	Europe	Kyrgyzstan	0	0	:	0	0	0	0	:	0	0	0	0
2010 Q3	Asia	Laos	0	0	:	0	0	0	0	:	0	0	0	0
2010 Q3	Europe	Latvia	2	0	:	0	0	0	0	:	0	0	2	0
2010 Q3	Middle East	Lebanon	5	1	:	0	0	0	0	:	0	0	5	0

Quarter	Geographical region	Country of nationality	Total detainees	Lindholme IRC	Morton Hall IRC	Oakington IRC	Tinsley House IRC	Yarl's Wood IRC	Cobbrook STHF	Dover Harbour STHF	Harwich STHF	Penrith House STHF	Male detainees	Female detainees
2010 Q3	Africa	Lesotho	0	0	:	0	0	0	0	:	0	0	0	0
2010 Q3	Africa	Liberia	11	0	:	0	1	0	1	:	0	0	11	0
2010 Q3	Africa	Libya	4	0	:	0	0	0	0	:	0	0	4	0
2010 Q3	Europe	Liechtenstein	0	0	:	0	0	0	0	:	0	0	0	0
2010 Q3	Europe	Lithuania	5	1	:	0	0	0	0	:	0	0	5	0
2010 Q3	Europe	Luxembourg	0	0	:	0	0	0	0	:	0	0	0	0
2010 Q3	Asia	Macau	0	0	:	0	0	0	0	:	0	0	0	0
2010 Q3	Europe	Macedonia	2	0	:	0	0	0	0	:	0	0	2	0
2010 Q3	Africa	Madagascar	0	0	:	0	0	0	0	:	0	0	0	0
2010 Q3	Africa	Malawi	22	0	:	0	0	9	0	:	0	1	13	9
2010 Q3	Asia	Malaysia	12	1	:	0	0	4	0	:	1	0	8	4
2010 Q3	Asia	Maldives	0	0	:	0	0	0	0	:	0	0	0	0
2010 Q3	Africa	Mali	2	0	:	0	0	1	0	:	0	0	1	1
2010 Q3	Europe	Malta	0	0	:	0	0	0	0	:	0	0	0	0
2010 Q3	Oceania	Marshall Islands	0	0	:	0	0	0	0	:	0	0	0	0
2010 Q3	Americas	Martinique	0	0	:	0	0	0	0	:	0	0	0	0
2010 Q3	Africa	Mauritania	0	0	:	0	0	0	0	:	0	0	0	0
2010 Q3	Africa	Mauritius	8	0	:	0	0	0	0	:	0	0	8	0
2010 Q3	Africa	Mayotte	0	0	:	0	0	0	0	:	0	0	0	0
2010 Q3	Americas	Mexico	0	0	:	0	0	0	0	:	0	0	0	0
2010 Q3	Oceania	Micronesia	0	0	:	0	0	0	0	:	0	0	0	0
2010 Q3	Europe	Moldova	4	0	:	0	1	0	0	:	0	0	4	0
2010 Q3	Europe	Monaco	0	0	:	0	0	0	0	:	0	0	0	0
2010 Q3	Asia	Mongolia	4	0	:	0	0	2	0	:	0	0	2	2
2010 Q3	Europe	Montenegro	0	0	:	0	0	0	0	:	0	0	0	0
2010 Q3	Americas	Montserrat (British)	0	0	:	0	0	0	0	:	0	0	0	0
2010 Q3	Africa	Morocco	18	0	:	0	0	0	0	:	0	0	18	0
2010 Q3	Africa	Mozambique	0	0	:	0	0	0	0	:	0	0	0	0
2010 Q3	Africa	Namibia	2	0	:	0	0	0	0	:	0	1	2	0
2010 Q3	Oceania	Nauru	0	0	:	0	0	0	0	:	0	0	0	0
2010 Q3	Asia	Nepal	7	0	:	0	0	0	0	:	0	0	7	0
2010 Q3	Europe	Netherlands	1	0	:	0	0	0	0	:	0	0	1	0
2010 Q3	Americas	Netherlands Antilles	0	0	:	0	0	0	0	:	0	0	0	0

Quarter	Geographical region	Country of nationality	Total detainees	Lindholme IRC	Morton Hall IRC	Oakington IRC	Tinsley House IRC	Yarl's Wood IRC	Cobbrook STHF	Dover Harbour STHF	Harwich STHF	Penrith House STHF	Male detainees	Female detainees
2010 Q3	Oceania	New Caledonia	0	0	:	0	0	0	0	:	0	0	0	0
2010 Q3	Oceania	New Zealand	0	0	:	0	0	0	0	:	0	0	0	0
2010 Q3	Americas	Nicaragua	0	0	:	0	0	0	0	:	0	0	0	0
2010 Q3	Africa	Niger	1	0	:	0	0	0	0	:	0	0	1	0
2010 Q3	Africa	Nigeria	237	9	:	11	11	47	5	:	0	1	188	49
2010 Q3	Oceania	Niue	0	0	:	0	0	0	0	:	0	0	0	0
2010 Q3	Oceania	Norfolk Island	0	0	:	0	0	0	0	:	0	0	0	0
2010 Q3	Oceania	Northern Mariana	0	0	:	0	0	0	0	:	0	0	0	0
2010 Q3	Europe	Islands	0	0	:	0	0	0	0	:	0	0	0	0
2010 Q3	Europe	Norway	1	0	:	0	0	0	0	:	0	0	1	0
2010 Q3	Middle East	Occupied Palestinian Territories	12	0	:	2	1	0	1	:	0	0	12	0
2010 Q3	Middle East	Oman	0	0	:	0	0	0	0	:	0	0	0	0
2010 Q3	Other	Other and unknown	4	0	:	0	1	0	0	:	0	0	4	0
2010 Q3	Asia	Pakistan	250	11	:	11	11	22	5	:	0	9	232	18
2010 Q3	Oceania	Palau	0	0	:	0	0	0	0	:	0	0	0	0
2010 Q3	Americas	Panama	0	0	:	0	0	0	0	:	0	0	0	0
2010 Q3	Oceania	Papua New Guinea	0	0	:	0	0	0	0	:	0	0	0	0
2010 Q3	Americas	Paraguay	0	0	:	0	0	0	0	:	0	0	0	0
2010 Q3	Americas	Peru	2	0	:	0	1	0	0	:	0	0	2	0
2010 Q3	Asia	Philippines	7	0	:	0	0	4	1	:	0	0	4	3
2010 Q3	Oceania	Pitcairn Islands (British)	0	0	:	0	0	0	0	:	0	0	0	0
2010 Q3	Europe	Poland	16	0	:	1	0	0	1	:	0	0	16	0
2010 Q3	Europe	Portugal	13	1	:	0	0	0	1	:	0	0	13	0
2010 Q3	Americas	Puerto Rico	0	0	:	0	0	0	0	:	0	0	0	0
2010 Q3	Middle East	Qatar	0	0	:	0	0	0	0	:	0	0	0	0
2010 Q3	Africa	Reunion	0	0	:	0	0	0	0	:	0	0	0	0
2010 Q3	Europe	Romania	3	0	:	0	1	1	0	:	0	0	2	1
2010 Q3	Europe	Russia	10	0	:	0	2	0	0	:	0	0	10	0
2010 Q3	Africa	Rwanda	6	0	:	0	0	0	0	:	0	0	6	0
2010 Q3	Oceania	Samoa	0	0	:	0	0	0	0	:	0	0	0	0

Quarter	Geographical region	Country of nationality	Total detainees	Lindholme IRC	Morton Hall IRC	Oakington IRC	Tinsley House IRC	Yarl's Wood IRC	Cobbrook STHF	Dover Harbour STHF	Harwich STHF	Pennine House STHF	Male detainees	Female detainees
2010 Q3	Europe	San Marino	0	0	:	0	0	0	0	:	0	0	0	0
2010 Q3	Africa	Sao Tome and Principe	0	0	:	0	0	0	0	:	0	0	0	0
2010 Q3	Middle East	Saudi Arabia	0	0	:	0	0	0	0	:	0	0	0	0
2010 Q3	Africa	Senegal	3	0	:	0	1	0	0	:	0	0	3	0
2010 Q3	Europe	Serbia	2	0	:	0	0	0	0	:	0	1	2	0
2010 Q3	Europe	Serbia and Montenegro	:	:	:	:	:	:	:	:	:	:	:	:
2010 Q3	Africa	Seychelles	0	0	:	0	0	0	0	:	0	0	0	0
2010 Q3	Africa	Sierra Leone	23	1	:	0	2	1	0	:	0	0	22	1
2010 Q3	Asia	Singapore	2	0	:	0	0	2	0	:	0	0	0	2
2010 Q3	Europe	Slovakia	0	0	:	0	0	0	0	:	0	0	0	0
2010 Q3	Europe	Slovenia	0	0	:	0	0	0	0	:	0	0	0	0
2010 Q3	Oceania	Solomon Islands	0	0	:	0	0	0	0	:	0	0	0	0
2010 Q3	Africa	Somalia	58	0	:	1	2	0	0	:	0	1	58	0
2010 Q3	Africa	South Africa	19	0	:	0	0	6	0	:	0	0	12	7
2010 Q3	Americas	South Georgia and South Sandwich Islands	0	0	:	0	0	0	0	:	0	0	0	0
2010 Q3	Europe	Spain	4	0	:	0	0	0	0	:	0	0	4	0
2010 Q3	Asia	Sri Lanka	79	2	:	4	5	8	4	:	0	0	70	9
2010 Q3	Africa	St. Helena (British)	0	0	:	0	0	0	0	:	0	0	0	0
2010 Q3	Americas	St. Kitts and Nevis	0	0	:	0	0	0	0	:	0	0	0	0
2010 Q3	Americas	St. Lucia	4	0	:	0	0	0	0	:	0	0	4	0
2010 Q3	Americas	St. Maarten (Dutch Part)	:	:	:	:	:	:	:	:	:	:	:	:
2010 Q3	Americas	St. Martin (French Part)	0	0	:	0	0	0	0	:	0	0	0	0
2010 Q3	Americas	St. Pierre and Miquelon	0	0	:	0	0	0	0	:	0	0	0	0
2010 Q3	Americas	St. Vincent and the Grenadines	0	0	:	0	0	0	0	:	0	0	0	0

Quarter	Geographical region	Country of nationality	Total detainees	Lindholme IRC	Morton Hall IRC	Oakington IRC	Tinsley House IRC	Yarl's Wood IRC	Cobbrook STHF	Dover Harbour STHF	Harwich STHF	Penrith House STHF	Male detainees	Female detainees
2010 Q3	Other	Stateless	2	0	:	0	2	0	0	:	0	0	2	0
2010 Q3	Africa	Sudan	37	3	:	2	2	1	4	:	0	0	36	1
2010 Q3	Americas	Surinam	0	0	:	0	0	0	0	:	0	0	0	0
2010 Q3	Europe	Svalbard and Jan Mayen	0	0	:	0	0	0	0	:	0	0	0	0
2010 Q3	Africa	Swaziland	0	0	:	0	0	0	0	:	0	0	0	0
2010 Q3	Europe	Sweden	1	0	:	0	0	0	1	:	0	0	1	0
2010 Q3	Europe	Switzerland	0	0	:	0	0	0	0	:	0	0	0	0
2010 Q3	Middle East	Syria	8	1	:	0	0	1	2	:	0	0	7	1
2010 Q3	Asia	Taiwan	1	0	:	0	0	1	0	:	0	0	0	1
2010 Q3	Europe	Tajikistan	0	0	:	0	0	0	0	:	0	0	0	0
2010 Q3	Africa	Tanzania	5	0	:	1	0	1	0	:	0	0	4	1
2010 Q3	Asia	Thailand	2	0	:	0	0	1	0	:	0	0	0	2
2010 Q3	Africa	Togo	3	0	:	0	0	0	0	:	0	0	3	0
2010 Q3	Oceania	Tokelau	0	0	:	0	0	0	0	:	0	0	0	0
2010 Q3	Oceania	Tonga	0	0	:	0	0	0	0	:	0	0	0	0
2010 Q3	Americas	Trinidad and Tobago	6	0	:	0	2	0	0	:	0	0	5	1
2010 Q3	Africa	Tunisia	6	0	:	0	1	1	0	:	0	0	5	1
2010 Q3	Europe	Turkey	39	2	:	0	1	1	1	:	0	3	38	1
2010 Q3	Europe	Turkmenistan	1	0	:	0	0	1	0	:	0	0	0	1
2010 Q3	Americas	Turks and Caicos Islands	0	0	:	0	0	0	0	:	0	0	0	0
2010 Q3	Oceania	Tuvalu	0	0	:	0	0	0	0	:	0	0	0	0
2010 Q3	Africa	Uganda	33	0	:	1	0	12	2	:	0	0	21	12
2010 Q3	Europe	Ukraine	16	0	:	0	2	1	0	:	0	0	15	1
2010 Q3	Middle East	United Arab Emirates	0	0	:	0	0	0	0	:	0	0	0	0
2010 Q3	Americas	United States	1	0	:	0	0	1	0	:	0	0	0	1
2010 Q3	Americas	Uruguay	0	0	:	0	0	0	0	:	0	0	0	0
2010 Q3	Europe	Uzbekistan	2	0	:	0	0	0	0	:	0	0	2	0
2010 Q3	Oceania	Vanuatu	0	0	:	0	0	0	0	:	0	0	0	0
2010 Q3	Europe	Vatican City	0	0	:	0	0	0	0	:	0	0	0	0
2010 Q3	Americas	Venezuela	1	0	:	0	0	0	0	:	0	0	1	0
2010 Q3	Asia	Vietnam	95	5	:	8	4	16	1	:	0	2	79	16

Quarter	Geographical region	Country of nationality	Total detainees	Lindholme IRC	Morton Hall IRC	Oakington IRC	Tinsley House IRC	Yarl's Wood IRC	Cobbrook STHF	Dover Harbour STHF	Harwich STHF	Penrith House STHF	Male detainees	Female detainees
2010 Q3	Americas	Virgin Islands (British)	0	0	:	0	0	0	0	:	0	0	0	0
2010 Q3	Americas	Virgin Islands (US)	0	0	:	0	0	0	0	:	0	0	0	0
2010 Q3	Oceania	Wallis and Futuna	0	0	:	0	0	0	0	:	0	0	0	0
2010 Q3	Africa	Western Sahara	1	1	:	0	0	0	0	:	0	0	1	0
2010 Q3	Middle East	Yemen	1	0	:	0	0	0	0	:	0	0	1	0
2010 Q3	Africa	Zambia	4	0	:	0	0	2	0	:	0	0	2	2
2010 Q3	Africa	Zimbabwe	32	1	:	0	1	1	0	:	0	0	31	1
2010 Q4	Total	*Total	2,525	97	:	:	99	274	34	:	:	9	2,248	277
2010 Q4	Africa	*Total Africa	890	23	:	:	31	125	12	:	:	2	761	129
2010 Q4	Americas	*Total Americas	156	3	:	:	5	33	3	:	:	1	124	32
2010 Q4	Asia	*Total Asia	1,170	61	:	:	54	95	13	:	:	6	1,072	98
2010 Q4	Europe	*Total Europe	153	3	:	:	6	16	6	:	:	0	138	15
2010 Q4	Middle East	*Total Middle East	138	7	:	:	2	4	0	:	:	0	136	2
2010 Q4	Oceania	*Total Oceania	1	0	:	:	0	1	0	:	:	0	0	1
2010 Q4	Other	*Total Other	17	0	:	:	1	0	0	:	:	0	17	0
2010 Q4	Asia	Afghanistan	173	1	:	:	17	0	2	:	:	1	173	0
2010 Q4	Europe	Albania	29	0	:	:	3	3	0	:	:	0	26	3
2010 Q4	Africa	Algeria	99	5	:	:	4	0	4	:	:	0	99	0
2010 Q4	Oceania	American Samoa	0	0	:	:	0	0	0	:	:	0	0	0
2010 Q4	Europe	Andorra	0	0	:	:	0	0	0	:	:	0	0	0
2010 Q4	Africa	Angola	13	1	:	:	0	1	1	:	:	0	12	1
2010 Q4	Americas	Anguilla (British)	0	0	:	:	0	0	0	:	:	0	0	0
2010 Q4	Americas	Antigua and Barbuda	2	0	:	:	0	0	0	:	:	0	2	0
2010 Q4	Americas	Argentina	0	0	:	:	0	0	0	:	:	0	0	0
2010 Q4	Europe	Armenia	1	0	:	:	0	0	0	:	:	0	1	0
2010 Q4	Americas	Aruba	0	0	:	:	0	0	0	:	:	0	0	0
2010 Q4	Oceania	Australia	1	0	:	:	0	1	0	:	:	0	0	1
2010 Q4	Europe	Austria	1	0	:	:	0	0	0	:	:	0	1	0

Quarter	Geographical region	Country of nationality	Total detainees	Lindholme IRC	Morton Hall IRC	Oakington IRC	Tinsley House IRC	Yarl's Wood IRC	Cobbrook STHF	Dover Harbour STHF	Harwich STHF	Penrith House STHF	Male detainees	Female detainees
2010 Q4	Europe	Azerbaijan	0	0	:	:	0	0	0	:	:	0	0	0
2010 Q4	Americas	Bahamas, The	1	0	:	:	0	0	0	:	:	0	1	0
2010 Q4	Middle East	Bahrain	0	0	:	:	0	0	0	:	:	0	0	0
2010 Q4	Asia	Bangladesh	106	8	:	:	4	6	0	:	:	1	100	6
2010 Q4	Americas	Barbados	2	0	:	:	0	0	0	:	:	0	2	0
2010 Q4	Europe	Belarus	4	0	:	:	0	1	0	:	:	0	3	1
2010 Q4	Europe	Belgium	1	0	:	:	0	0	0	:	:	0	1	0
2010 Q4	Americas	Belize	0	0	:	:	0	0	0	:	:	0	0	0
2010 Q4	Africa	Benin	0	0	:	:	0	0	0	:	:	0	0	0
2010 Q4	Americas	Bermuda (British)	0	0	:	:	0	0	0	:	:	0	0	0
2010 Q4	Asia	Bhutan	1	0	:	:	0	0	0	:	:	0	1	0
2010 Q4	Americas	Bolivia	6	0	:	:	0	2	0	:	:	0	4	2
2010 Q4	Americas	Bonaire, Sint Eustatius and Saba	:	:	:	:	:	:	:	:	:	:	:	:
2010 Q4	Europe	Bosnia and Herzegovina	2	0	:	:	0	1	0	:	:	0	1	1
2010 Q4	Africa	Botswana	1	0	:	:	0	1	0	:	:	0	0	1
2010 Q4	Americas	Brazil	10	0	:	:	2	2	1	:	:	0	8	2
2010 Q4	Other	British overseas citizens	1	0	:	:	0	0	0	:	:	0	1	0
2010 Q4	Asia	Brunei	0	0	:	:	0	0	0	:	:	0	0	0
2010 Q4	Europe	Bulgaria	0	0	:	:	0	0	0	:	:	0	0	0
2010 Q4	Africa	Burkina Faso	0	0	:	:	0	0	0	:	:	0	0	0
2010 Q4	Asia	Burma	0	0	:	:	0	0	0	:	:	0	0	0
2010 Q4	Africa	Burundi	6	0	:	:	0	1	0	:	:	0	5	1
2010 Q4	Asia	Cambodia	0	0	:	:	0	0	0	:	:	0	0	0
2010 Q4	Africa	Cameroon	21	2	:	:	1	4	0	:	:	0	17	4
2010 Q4	Americas	Canada	0	0	:	:	0	0	0	:	:	0	0	0
2010 Q4	Africa	Cape Verde	0	0	:	:	0	0	0	:	:	0	0	0
2010 Q4	Americas	Cayman Islands (British)	0	0	:	:	0	0	0	:	:	0	0	0

Quarter	Geographical region	Country of nationality	Total detainees	Lindholme IRC	Morton Hall IRC	Oakington IRC	Tinsley House IRC	Yarl's Wood IRC	Cobbrook STHF	Dover Harbour STHF	Harwich STHF	Penrith House STHF	Male detainees	Female detainees
2010 Q4	Africa	Central African Republic	0	0	:	:	0	0	0	:	:	0	0	0
2010 Q4	Africa	Chad	1	0	:	:	0	0	0	:	:	0	1	0
2010 Q4	Americas	Chile	0	0	:	:	0	0	0	:	:	0	0	0
2010 Q4	Asia	China	214	14	:	:	8	35	1	:	:	0	180	34
2010 Q4	Oceania	Christmas Island	0	0	:	:	0	0	0	:	:	0	0	0
2010 Q4	Oceania	Cocos (Keeling) Islands	0	0	:	:	0	0	0	:	:	0	0	0
2010 Q4	Americas	Colombia	2	0	:	:	0	0	0	:	:	0	2	0
2010 Q4	Africa	Comoros	0	0	:	:	0	0	0	:	:	0	0	0
2010 Q4	Africa	Congo	6	0	:	:	1	1	0	:	:	0	5	1
2010 Q4	Africa	Congo (Democratic Republic)	39	0	:	:	1	4	0	:	:	0	35	4
2010 Q4	Oceania	Cook Islands	0	0	:	:	0	0	0	:	:	0	0	0
2010 Q4	Americas	Costa Rica	0	0	:	:	0	0	0	:	:	0	0	0
2010 Q4	Europe	Croatia	0	0	:	:	0	0	0	:	:	0	0	0
2010 Q4	Americas	Cuba	0	0	:	:	0	0	0	:	:	0	0	0
2010 Q4	Americas	Curacao	:	:	:	:	:	:	:	:	:	:	:	:
2010 Q4	Europe	Cyprus	0	0	:	:	0	0	0	:	:	0	0	0
2010 Q4	Europe	Cyprus (Northern part of)	0	0	:	:	0	0	0	:	:	0	0	0
2010 Q4	Europe	Czech Republic	1	0	:	:	0	0	0	:	:	0	1	0
2010 Q4	Europe	Denmark	0	0	:	:	0	0	0	:	:	0	0	0
2010 Q4	Africa	Djibouti	0	0	:	:	0	0	0	:	:	0	0	0
2010 Q4	Americas	Dominica	1	0	:	:	0	0	0	:	:	0	1	0
2010 Q4	Americas	Dominican Republic	0	0	:	:	0	0	0	:	:	0	0	0
2010 Q4	Asia	East Timor	0	0	:	:	0	0	0	:	:	0	0	0
2010 Q4	Americas	Ecuador	4	0	:	:	0	1	0	:	:	0	3	1
2010 Q4	Africa	Egypt	13	0	:	:	0	0	0	:	:	0	13	0
2010 Q4	Americas	El Salvador	2	0	:	:	0	2	0	:	:	0	1	1



Quarter	Geographical region	Country of nationality	Total detainees	Lindholme IRC	Morton Hall IRC	Oakington IRC	Tinsley House IRC	Yarl's Wood IRC	Cobbrook STHF	Dover Harbour STHF	Harwich STHF	Penrith House STHF	Male detainees	Female detainees
2010 Q4	Africa	Equatorial Guinea	0	0	:	:	0	0	0	:	:	0	0	0
2010 Q4	Africa	Eritrea	47	1	:	:	0	7	0	:	:	0	41	6
2010 Q4	Europe	Estonia	0	0	:	:	0	0	0	:	:	0	0	0
2010 Q4	Africa	Ethiopia	14	0	:	:	2	2	0	:	:	0	12	2
2010 Q4	Americas	Falkland Islands (British)	0	0	:	:	0	0	0	:	:	0	0	0
2010 Q4	Europe	Faroe Islands	0	0	:	:	0	0	0	:	:	0	0	0
2010 Q4	Oceania	Fiji	0	0	:	:	0	0	0	:	:	0	0	0
2010 Q4	Europe	Finland	0	0	:	:	0	0	0	:	:	0	0	0
2010 Q4	Europe	Former Yugoslavia	1	0	:	:	0	1	0	:	:	0	0	1
2010 Q4	Europe	France	3	0	:	:	0	0	0	:	:	0	3	0
2010 Q4	Americas	French Guiana	0	0	:	:	0	0	0	:	:	0	0	0
2010 Q4	Oceania	French Polynesia	0	0	:	:	0	0	0	:	:	0	0	0
2010 Q4	Africa	Gabon	0	0	:	:	0	0	0	:	:	0	0	0
2010 Q4	Africa	Gambia, The	30	1	:	:	0	5	0	:	:	0	25	5
2010 Q4	Europe	Georgia	5	0	:	:	0	0	2	:	:	0	5	0
2010 Q4	Europe	Germany	2	0	:	:	0	1	0	:	:	0	1	1
2010 Q4	Africa	Ghana	54	0	:	:	3	15	1	:	:	0	38	16
2010 Q4	Europe	Gibraltar (British)	0	0	:	:	0	0	0	:	:	0	0	0
2010 Q4	Europe	Greece	0	0	:	:	0	0	0	:	:	0	0	0
2010 Q4	Europe	Greenland	0	0	:	:	0	0	0	:	:	0	0	0
2010 Q4	Americas	Grenada	0	0	:	:	0	0	0	:	:	0	0	0
2010 Q4	Americas	Guadeloupe	0	0	:	:	0	0	0	:	:	0	0	0
2010 Q4	Americas	Guam	0	0	:	:	0	0	0	:	:	0	0	0
2010 Q4	Americas	Guatemala	0	0	:	:	0	0	0	:	:	0	0	0
2010 Q4	Africa	Guinea	6	0	:	:	0	0	0	:	:	0	6	0
2010 Q4	Africa	Guinea-Bissau	1	0	:	:	0	0	0	:	:	0	1	0
2010 Q4	Americas	Guyana	2	0	:	:	0	1	0	:	:	0	1	1
2010 Q4	Americas	Haiti	0	0	:	:	0	0	0	:	:	0	0	0

Quarter	Geographical region	Country of nationality	Total detainees	Lindholme IRC	Morton Hall IRC	Oakington IRC	Tinsley House IRC	Yarl's Wood IRC	Cobbrook STHF	Dover Harbour STHF	Harwich STHF	Penrith House STHF	Male detainees	Female detainees
2010 Q4	Oceania	Heard Island and McDonald Islands	0	0	:	:	0	0	0	:	:	0	0	0
2010 Q4	Americas	Honduras	0	0	:	:	0	0	0	:	:	0	0	0
2010 Q4	Asia	Hong Kong	1	0	:	:	0	0	0	:	:	0	1	0
2010 Q4	Europe	Hungary	0	0	:	:	0	0	0	:	:	0	0	0
2010 Q4	Europe	Iceland	0	0	:	:	0	0	0	:	:	0	0	0
2010 Q4	Asia	India	226	10	:	:	6	15	1	:	:	2	212	14
2010 Q4	Asia	Indonesia	0	0	:	:	0	0	0	:	:	0	0	0
2010 Q4	Middle East	Iran	55	2	:	:	1	3	0	:	:	0	54	1
2010 Q4	Middle East	Iraq	62	5	:	:	0	0	0	:	:	0	62	0
2010 Q4	Europe	Ireland	0	0	:	:	0	0	0	:	:	0	0	0
2010 Q4	Middle East	Israel	2	0	:	:	0	0	0	:	:	0	2	0
2010 Q4	Europe	Italy	4	1	:	:	0	0	0	:	:	0	4	0
2010 Q4	Africa	Ivory Coast	11	0	:	:	0	1	0	:	:	0	10	1
2010 Q4	Americas	Jamaica	113	3	:	:	3	23	1	:	:	0	91	22
2010 Q4	Asia	Japan	0	0	:	:	0	0	0	:	:	0	0	0
2010 Q4	Middle East	Jordan	0	0	:	:	0	0	0	:	:	0	0	0
2010 Q4	Europe	Kazakhstan	0	0	:	:	0	0	0	:	:	0	0	0
2010 Q4	Africa	Kenya	18	0	:	:	1	5	0	:	:	0	13	5
2010 Q4	Oceania	Kiribati	0	0	:	:	0	0	0	:	:	0	0	0
2010 Q4	Asia	Korea (North)	1	0	:	:	0	1	0	:	:	0	0	1
2010 Q4	Asia	Korea (South)	1	0	:	:	0	0	0	:	:	0	1	0
2010 Q4	Europe	Kosovo	10	0	:	:	1	1	0	:	:	0	9	1
2010 Q4	Middle East	Kuwait	2	0	:	:	0	0	0	:	:	0	2	0
2010 Q4	Europe	Kyrgyzstan	0	0	:	:	0	0	0	:	:	0	0	0
2010 Q4	Asia	Laos	1	0	:	:	0	0	0	:	:	0	1	0
2010 Q4	Europe	Latvia	2	0	:	:	0	0	0	:	:	0	2	0
2010 Q4	Middle East	Lebanon	4	0	:	:	0	0	0	:	:	0	4	0
2010 Q4	Africa	Lesotho	0	0	:	:	0	0	0	:	:	0	0	0
2010 Q4	Africa	Liberia	7	0	:	:	0	0	0	:	:	0	7	0
2010 Q4	Africa	Libya	4	0	:	:	0	0	0	:	:	0	4	0
2010 Q4	Europe	Liechtenstein	0	0	:	:	0	0	0	:	:	0	0	0
2010 Q4	Europe	Lithuania	2	0	:	:	0	0	0	:	:	0	2	0
2010 Q4	Europe	Luxembourg	0	0	:	:	0	0	0	:	:	0	0	0
2010 Q4	Asia	Macau	0	0	:	:	0	0	0	:	:	0	0	0

Quarter	Geographical region	Country of nationality	Total detainees	Lindholme IRC	Morton Hall IRC	Oakington IRC	Tinsley House IRC	Yarl's Wood IRC	Cobbrook STHF	Dover Harbour STHF	Harwich STHF	Penrine House STHF	Male detainees	Female detainees
2010 Q4	Europe	Macedonia	3	0	:	:	0	0	0	:	:	0	3	0
2010 Q4	Africa	Madagascar	0	0	:	:	0	0	0	:	:	0	0	0
2010 Q4	Africa	Malawi	9	0	:	:	0	3	0	:	:	0	6	3
2010 Q4	Asia	Malaysia	19	3	:	:	0	4	2	:	:	0	15	4
2010 Q4	Asia	Maldives	0	0	:	:	0	0	0	:	:	0	0	0
2010 Q4	Africa	Mali	2	0	:	:	1	0	0	:	:	0	2	0
2010 Q4	Europe	Malta	0	0	:	:	0	0	0	:	:	0	0	0
2010 Q4	Oceania	Marshall Islands	0	0	:	:	0	0	0	:	:	0	0	0
2010 Q4	Americas	Martinique	0	0	:	:	0	0	0	:	:	0	0	0
2010 Q4	Africa	Mauritania	0	0	:	:	0	0	0	:	:	0	0	0
2010 Q4	Africa	Mauritius	9	0	:	:	0	0	0	:	:	0	9	0
2010 Q4	Africa	Mayotte	0	0	:	:	0	0	0	:	:	0	0	0
2010 Q4	Americas	Mexico	0	0	:	:	0	0	0	:	:	0	0	0
2010 Q4	Oceania	Micronesia	0	0	:	:	0	0	0	:	:	0	0	0
2010 Q4	Europe	Moldova	2	0	:	:	0	0	0	:	:	0	2	0
2010 Q4	Europe	Monaco	0	0	:	:	0	0	0	:	:	0	0	0
2010 Q4	Asia	Mongolia	6	0	:	:	0	2	0	:	:	0	4	2
2010 Q4	Europe	Montenegro	0	0	:	:	0	0	0	:	:	0	0	0
2010 Q4	Americas	Montserrat (British)	0	0	:	:	0	0	0	:	:	0	0	0
2010 Q4	Africa	Morocco	18	0	:	:	0	2	0	:	:	0	16	2
2010 Q4	Africa	Mozambique	1	0	:	:	0	0	0	:	:	0	1	0
2010 Q4	Africa	Namibia	3	0	:	:	0	2	0	:	:	0	1	2
2010 Q4	Oceania	Nauru	0	0	:	:	0	0	0	:	:	0	0	0
2010 Q4	Asia	Nepal	2	0	:	:	0	0	0	:	:	0	2	0
2010 Q4	Europe	Netherlands	2	0	:	:	0	0	0	:	:	0	2	0
2010 Q4	Americas	Netherlands Antilles	0	0	:	:	0	0	0	:	:	0	0	0
2010 Q4	Oceania	New Caledonia	0	0	:	:	0	0	0	:	:	0	0	0
2010 Q4	Oceania	New Zealand	0	0	:	:	0	0	0	:	:	0	0	0
2010 Q4	Americas	Nicaragua	0	0	:	:	0	0	0	:	:	0	0	0
2010 Q4	Africa	Niger	2	0	:	:	0	0	0	:	:	0	2	0
2010 Q4	Africa	Nigeria	246	8	:	:	9	53	5	:	:	1	190	56
2010 Q4	Oceania	Niue	0	0	:	:	0	0	0	:	:	0	0	0
2010 Q4	Oceania	Norfolk Island	0	0	:	:	0	0	0	:	:	0	0	0

Quarter	Geographical region	Country of nationality	Total detainees	Lindholme IRC	Morton Hall IRC	Oakington IRC	Tinsley House IRC	Yarl's Wood IRC	Cobbrook STHF	Dover Harbour STHF	Harwich STHF	Penrith House STHF	Male detainees	Female detainees
2010 Q4	Oceania	Northern Mariana Islands	0	0	:	:	0	0	0	:	:	0	0	0
2010 Q4	Europe	Norway	0	0	:	:	0	0	0	:	:	0	0	0
2010 Q4	Middle East	Occupied Palestinian Territories	9	0	:	:	0	0	0	:	:	0	9	0
2010 Q4	Middle East	Oman	0	0	:	:	0	0	0	:	:	0	0	0
2010 Q4	Other	Other and unknown	7	0	:	:	0	0	0	:	:	0	7	0
2010 Q4	Asia	Pakistan	241	16	:	:	11	10	3	:	:	1	228	13
2010 Q4	Oceania	Palau	0	0	:	:	0	0	0	:	:	0	0	0
2010 Q4	Americas	Panama	0	0	:	:	0	0	0	:	:	0	0	0
2010 Q4	Oceania	Papua New Guinea	0	0	:	:	0	0	0	:	:	0	0	0
2010 Q4	Americas	Paraguay	0	0	:	:	0	0	0	:	:	0	0	0
2010 Q4	Americas	Peru	0	0	:	:	0	0	0	:	:	0	0	0
2010 Q4	Asia	Philippines	7	1	:	:	1	3	0	:	:	0	3	4
2010 Q4	Oceania	Pitcairn Islands (British)	0	0	:	:	0	0	0	:	:	0	0	0
2010 Q4	Europe	Poland	11	0	:	:	0	0	1	:	:	0	11	0
2010 Q4	Europe	Portugal	10	0	:	:	0	1	0	:	:	0	9	1
2010 Q4	Americas	Puerto Rico	0	0	:	:	0	0	0	:	:	0	0	0
2010 Q4	Middle East	Qatar	0	0	:	:	0	0	0	:	:	0	0	0
2010 Q4	Africa	Reunion	0	0	:	:	0	0	0	:	:	0	0	0
2010 Q4	Europe	Romania	5	0	:	:	0	2	2	:	:	0	3	2
2010 Q4	Europe	Russia	9	1	:	:	0	2	0	:	:	0	8	1
2010 Q4	Africa	Rwanda	6	0	:	:	1	0	0	:	:	0	6	0
2010 Q4	Oceania	Samoa	0	0	:	:	0	0	0	:	:	0	0	0
2010 Q4	Europe	San Marino	0	0	:	:	0	0	0	:	:	0	0	0
2010 Q4	Africa	Sao Tome and Principe	0	0	:	:	0	0	0	:	:	0	0	0
2010 Q4	Middle East	Saudi Arabia	0	0	:	:	0	0	0	:	:	0	0	0
2010 Q4	Africa	Senegal	1	0	:	:	0	0	0	:	:	0	1	0
2010 Q4	Europe	Serbia	1	0	:	:	0	0	0	:	:	0	1	0

Quarter	Geographical region	Country of nationality	Total detainees	Lindholme IRC	Morton Hall IRC	Oakington IRC	Tinsley House IRC	Yarl's Wood IRC	Cobbrook STHF	Dover Harbour STHF	Harwich STHF	Penrith House STHF	Male detainees	Female detainees
2010 Q4	Europe	Serbia and Montenegro	:	:	:	:	:	:	:	:	:	:	:	:
2010 Q4	Africa	Seychelles	1	0	:	:	0	0	0	:	:	0	1	0
2010 Q4	Africa	Sierra Leone	24	1	:	:	0	3	0	:	:	0	21	3
2010 Q4	Asia	Singapore	1	0	:	:	0	1	0	:	:	0	0	1
2010 Q4	Europe	Slovakia	0	0	:	:	0	0	0	:	:	0	0	0
2010 Q4	Europe	Slovenia	0	0	:	:	0	0	0	:	:	0	0	0
2010 Q4	Oceania	Solomon Islands	0	0	:	:	0	0	0	:	:	0	0	0
2010 Q4	Africa	Somalia	52	1	:	:	1	0	1	:	:	0	52	0
2010 Q4	Africa	South Africa	14	1	:	:	0	2	0	:	:	1	12	2
2010 Q4	Americas	South Georgia and South Sandwich Islands	0	0	:	:	0	0	0	:	:	0	0	0
2010 Q4	Europe	Spain	2	0	:	:	0	0	0	:	:	0	2	0
2010 Q4	Asia	Sri Lanka	91	4	:	:	1	7	1	:	:	1	84	7
2010 Q4	Africa	St. Helena (British)	0	0	:	:	0	0	0	:	:	0	0	0
2010 Q4	Americas	St. Kitts and Nevis	0	0	:	:	0	0	0	:	:	0	0	0
2010 Q4	Americas	St. Lucia	2	0	:	:	0	0	0	:	:	0	2	0
2010 Q4	Americas	St. Maarten (Dutch Part)	:	:	:	:	:	:	:	:	:	:	:	:
2010 Q4	Americas	St. Martin (French Part)	0	0	:	:	0	0	0	:	:	0	0	0
2010 Q4	Americas	St. Pierre and Miquelon	0	0	:	:	0	0	0	:	:	0	0	0
2010 Q4	Americas	St. Vincent and the Grenadines	0	0	:	:	0	0	0	:	:	0	0	0
2010 Q4	Other	Stateless	9	0	:	:	1	0	0	:	:	0	9	0
2010 Q4	Africa	Sudan	40	1	:	:	3	1	0	:	:	0	39	1
2010 Q4	Americas	Surinam	0	0	:	:	0	0	0	:	:	0	0	0
2010 Q4	Europe	Svalbard and Jan Mayen	0	0	:	:	0	0	0	:	:	0	0	0
2010 Q4	Africa	Swaziland	0	0	:	:	0	0	0	:	:	0	0	0

Quarter	Geographical region	Country of nationality	Total detainees		Lindholme IRC		Morton Hall IRC		Oakington IRC		Tinsley House IRC		Yarl's Wood IRC		Cobbrook STHF		Dover Harbour STHF		Harwich STHF		Penrith House STHF		Male detainees		Female detainees		
					IRC	IRC	IRC	IRC	IRC	IRC	IRC	IRC	IRC	IRC	IRC	IRC	IRC	IRC	IRC	IRC	IRC	IRC	IRC	IRC	IRC	IRC	IRC
2010 Q4	Europe	Sweden	0	0	:	:	:	:	:	:	:	:	:	:	0	0	:	:	:	:	0	0	0	0	0	0	
2010 Q4	Europe	Switzerland	1	0	:	:	:	:	:	:	:	:	:	1	0	0	0	:	:	:	:	0	0	0	0	1	1
2010 Q4	Middle East	Syria	2	0	:	:	:	:	:	:	:	:	1	0	0	0	:	:	:	:	0	0	0	0	1	1	
2010 Q4	Asia	Taiwan	1	0	:	:	:	:	:	:	:	:	0	0	0	0	:	:	:	:	0	0	0	0	1	1	
2010 Q4	Europe	Tajikistan	1	0	:	:	:	:	:	:	:	:	0	0	0	0	:	:	:	:	0	0	0	0	1	0	
2010 Q4	Africa	Tanzania	5	0	:	:	:	:	:	:	:	:	0	1	0	0	:	:	:	:	0	0	0	0	4	1	
2010 Q4	Asia	Thailand	3	0	:	:	:	:	:	:	:	:	0	2	0	0	:	:	:	:	0	0	0	0	0	3	
2010 Q4	Africa	Togo	3	0	:	:	:	:	:	:	:	:	0	0	0	0	:	:	:	:	0	0	0	0	3	0	
2010 Q4	Oceania	Tokelau	0	0	:	:	:	:	:	:	:	:	0	0	0	0	:	:	:	:	0	0	0	0	0	0	
2010 Q4	Oceania	Tonga	0	0	:	:	:	:	:	:	:	:	0	0	0	0	:	:	:	:	0	0	0	0	0	0	
2010 Q4	Americas	Trinidad and Tobago	1	0	:	:	:	:	:	:	:	:	0	0	0	0	:	:	:	:	0	0	0	0	1	0	
2010 Q4	Africa	Tunisia	5	0	:	:	:	:	:	:	:	:	0	0	0	0	:	:	:	:	0	0	0	0	5	0	
2010 Q4	Europe	Turkey	23	1	:	:	:	:	:	:	:	2	0	0	1	:	:	:	:	0	0	0	0	23	0	0	
2010 Q4	Europe	Turkmenistan	0	0	:	:	:	:	:	:	:	0	0	0	0	:	:	:	:	0	0	0	0	0	0	0	
2010 Q4	Americas	Turks and Caicos Islands (British)	0	0	:	:	:	:	:	:	:	0	0	0	0	:	:	:	:	0	0	0	0	0	0	0	
2010 Q4	Oceania	Tuvalu	0	0	:	:	:	:	:	:	:	0	0	0	0	:	:	:	:	0	0	0	0	0	0	0	
2010 Q4	Africa	Uganda	23	0	:	:	:	:	:	:	:	1	8	0	0	:	:	:	:	0	0	0	0	14	9	0	
2010 Q4	Europe	Ukraine	14	0	:	:	:	:	:	:	:	0	1	0	0	:	:	:	:	0	0	0	0	13	1	0	
2010 Q4	Middle East	United Arab Emirates	0	0	:	:	:	:	:	:	:	0	0	0	0	:	:	:	:	0	0	0	0	0	0	0	
2010 Q4	Americas	United States	6	0	:	:	:	:	:	:	:	0	2	0	1	:	:	:	:	0	0	1	0	3	3	0	
2010 Q4	Americas	Uruguay	0	0	:	:	:	:	:	:	:	0	0	0	0	:	:	:	:	0	0	0	0	0	0	0	
2010 Q4	Europe	Uzbekistan	1	0	:	:	:	:	:	:	:	0	1	0	0	:	:	:	:	0	0	0	0	0	0	1	
2010 Q4	Oceania	Vanuatu	0	0	:	:	:	:	:	:	:	0	0	0	0	:	:	:	:	0	0	0	0	0	0	0	
2010 Q4	Europe	Vatican City	0	0	:	:	:	:	:	:	:	0	0	0	0	:	:	:	:	0	0	0	0	0	0	0	
2010 Q4	Americas	Venezuela	2	0	:	:	:	:	:	:	:	0	0	0	0	:	:	:	:	0	0	0	0	2	0	0	
2010 Q4	Asia	Vietnam	75	4	:	:	:	:	:	:	:	6	8	3	:	:	:	:	0	0	0	0	67	8	0	0	
2010 Q4	Americas	Virgin Islands (British)	0	0	:	:	:	:	:	:	:	0	0	0	0	:	:	:	:	0	0	0	0	0	0	0	
2010 Q4	Americas	Virgin Islands (US)	0	0	:	:	:	:	:	:	:	0	0	0	0	:	:	:	:	0	0	0	0	0	0	0	
2010 Q4	Oceania	Wallis and Futuna	0	0	:	:	:	:	:	:	:	0	0	0	0	:	:	:	:	0	0	0	0	0	0	0	

Quarter	Geographical region	Country of nationality	Total detainees	Lindholme IRC	Morton Hall IRC	Oakington IRC	Tinsley House IRC	Yarl's Wood IRC	Cobbrook STHF	Dover Harbour STHF	Harwich STHF	Penrith House STHF	Male detainees	Female detainees
2010 Q4	Africa	Western Sahara	0	0	:	:	0	0	0	:	:	0	0	0
2010 Q4	Middle East	Yemen	2	0	:	:	0	0	0	:	:	0	2	0
2010 Q4	Africa	Zambia	6	0	:	:	1	1	0	:	:	0	5	1
2010 Q4	Africa	Zimbabwe	29	1	:	:	1	2	0	:	:	0	27	2
2011 Q1	Total	*Total	2,654	115	:	:	100	262	66	:	:	30	2,380	274
2011 Q1	Africa	*Total Africa	888	34	:	:	33	122	25	:	:	3	761	127
2011 Q1	Americas	*Total	178	6	:	:	3	33	5	:	:	3	140	38
2011 Q1	Asia	*Total Asia	1,279	68	:	:	54	87	24	:	:	20	1,190	89
2011 Q1	Europe	*Total Europe	163	2	:	:	4	17	11	:	:	1	146	17
2011 Q1	Middle East	*Total Middle East	135	4	:	:	4	3	1	:	:	3	132	3
2011 Q1	Oceania	*Total Oceania	0	0	:	:	0	0	0	:	:	0	0	0
2011 Q1	Other	*Total Other	11	1	:	:	2	0	0	:	:	0	11	0
2011 Q1	Asia	Afghanistan	132	3	:	:	9	0	0	:	:	1	132	0
2011 Q1	Europe	Albania	28	0	:	:	2	3	2	:	:	0	25	3
2011 Q1	Africa	Algeria	91	2	:	:	3	0	14	:	:	0	91	0
2011 Q1	Oceania	American Samoa	0	0	:	:	0	0	0	:	:	0	0	0
2011 Q1	Europe	Andorra	0	0	:	:	0	0	0	:	:	0	0	0
2011 Q1	Africa	Angola	21	2	:	:	0	0	0	:	:	0	21	0
2011 Q1	Americas	Anguilla (British)	0	0	:	:	0	0	0	:	:	0	0	0
2011 Q1	Americas	Antigua and Barbuda	1	0	:	:	0	0	0	:	:	0	1	0
2011 Q1	Americas	Argentina	0	0	:	:	0	0	0	:	:	0	0	0
2011 Q1	Europe	Armenia	0	0	:	:	0	0	0	:	:	0	0	0
2011 Q1	Americas	Aruba	1	0	:	:	0	0	0	:	:	0	1	0
2011 Q1	Oceania	Australia	0	0	:	:	0	0	0	:	:	0	0	0
2011 Q1	Europe	Austria	0	0	:	:	0	0	0	:	:	0	0	0
2011 Q1	Europe	Azerbaijan	0	0	:	:	0	0	0	:	:	0	0	0
2011 Q1	Americas	Bahamas, The	1	0	:	:	0	0	0	:	:	0	1	0
2011 Q1	Middle East	Bahrain	0	0	:	:	0	0	0	:	:	0	0	0
2011 Q1	Asia	Bangladesh	152	10	:	:	4	4	2	:	:	1	148	4
2011 Q1	Americas	Barbados	4	0	:	:	0	0	0	:	:	0	4	0
2011 Q1	Europe	Belarus	1	0	:	:	0	1	0	:	:	0	0	1

Quarter	Geographical region	Country of nationality	Total detainees	Lindholme IRC	Morton Hall IRC	Oakington IRC	Tinsley House IRC	Yarl's Wood IRC	Cobbrook STHF	Dover Harbour STHF	Harwich STHF	Penrith House STHF	Male detainees	Female detainees
2011 Q1	Europe	Belgium	1	0	:	:	0	0	1	:	:	0	0	1
2011 Q1	Americas	Belize	0	0	:	:	0	0	0	:	:	0	0	0
2011 Q1	Africa	Benin	0	0	:	:	0	0	0	:	:	0	0	0
2011 Q1	Americas	Bermuda	0	0	:	:	0	0	0	:	:	0	0	0
2011 Q1	Asia	(British)	0	0	:	:	0	0	0	:	:	0	0	0
2011 Q1	Asia	Bhutan	0	0	:	:	0	0	0	:	:	0	0	0
2011 Q1	Americas	Bolivia	15	1	:	:	0	0	0	:	:	1	13	2
2011 Q1	Americas	Bonaire, Sint Eustatius and Saba	0	0	:	:	0	0	0	:	:	0	0	0
2011 Q1	Europe	Bosnia and Herzegovina	0	0	:	:	0	0	0	:	:	0	0	0
2011 Q1	Africa	Botswana	4	0	:	:	0	3	0	:	:	0	1	3
2011 Q1	Americas	Brazil	11	0	:	:	0	3	1	:	:	1	6	5
2011 Q1	Other	British overseas citizens	1	0	:	:	0	0	0	:	:	0	1	0
2011 Q1	Asia	Brunei	0	0	:	:	0	0	0	:	:	0	0	0
2011 Q1	Europe	Bulgaria	0	0	:	:	0	0	0	:	:	0	0	0
2011 Q1	Africa	Burkina Faso	1	0	:	:	0	0	0	:	:	0	1	0
2011 Q1	Asia	Burma	1	0	:	:	0	0	0	:	:	0	1	0
2011 Q1	Asia	Burundi	5	0	:	:	0	0	0	:	:	0	5	0
2011 Q1	Asia	Cambodia	0	0	:	:	0	0	0	:	:	0	0	0
2011 Q1	Africa	Cameroon	18	1	:	:	1	7	0	:	:	0	11	7
2011 Q1	Americas	Canada	0	0	:	:	0	0	0	:	:	0	0	0
2011 Q1	Africa	Cape Verde	0	0	:	:	0	0	0	:	:	0	0	0
2011 Q1	Americas	Cayman Islands	0	0	:	:	0	0	0	:	:	0	0	0
2011 Q1	Africa	(British) Central African Republic	0	0	:	:	0	0	0	:	:	0	0	0
2011 Q1	Africa	Chad	1	0	:	:	0	0	0	:	:	0	1	0
2011 Q1	Americas	Chile	2	0	:	:	0	1	1	:	:	0	1	1
2011 Q1	Asia	China	208	15	:	:	6	18	0	:	:	4	186	22
2011 Q1	Oceania	Christmas Island	0	0	:	:	0	0	0	:	:	0	0	0



Quarter	Geographical region	Country of nationality	Total detainees	Lindholme IRC	Morton Hall IRC	Oakington IRC	Tinsley House IRC	Yarl's Wood IRC	Cobbrook STHF	Dover Harbour STHF	Harwich STHF	Penrith House STHF	Male detainees	Female detainees
2011 Q1	Oceania	Cocos (Keeling) Islands	0	0	:	:	0	0	0	:	:	0	0	0
2011 Q1	Americas	Colombia	4	0	:	:	1	1	0	:	:	0	3	1
2011 Q1	Africa	Comoros	0	0	:	:	0	0	0	:	:	0	0	0
2011 Q1	Africa	Congo	6	0	:	:	0	0	0	:	:	0	6	0
2011 Q1	Africa	Congo (Democratic Republic)	27	0	:	:	1	1	0	:	:	0	26	1
2011 Q1	Oceania	Cook Islands	0	0	:	:	0	0	0	:	:	0	0	0
2011 Q1	Americas	Costa Rica	0	0	:	:	0	0	0	:	:	0	0	0
2011 Q1	Europe	Croatia	0	0	:	:	0	0	0	:	:	0	0	0
2011 Q1	Americas	Cuba	0	0	:	:	0	0	0	:	:	0	0	0
2011 Q1	Americas	Curacao	0	0	:	:	0	0	0	:	:	0	0	0
2011 Q1	Europe	Cyprus	0	0	:	:	0	0	0	:	:	0	0	0
2011 Q1	Europe	Cyprus (Northern part of)	2	0	:	:	0	0	0	:	:	0	2	0
2011 Q1	Europe	Czech Republic	0	0	:	:	0	0	0	:	:	0	0	0
2011 Q1	Europe	Denmark	0	0	:	:	0	0	0	:	:	0	0	0
2011 Q1	Africa	Djibouti	0	0	:	:	0	0	0	:	:	0	0	0
2011 Q1	Americas	Dominica	1	0	:	:	0	0	0	:	:	0	1	0
2011 Q1	Americas	Dominican Republic	0	0	:	:	0	0	0	:	:	0	0	0
2011 Q1	Asia	East Timor	0	0	:	:	0	0	0	:	:	0	0	0
2011 Q1	Americas	Ecuador	4	1	:	:	0	0	0	:	:	0	4	0
2011 Q1	Africa	Egypt	12	0	:	:	0	2	0	:	:	0	10	2
2011 Q1	Americas	El Salvador	0	0	:	:	0	0	0	:	:	0	0	0
2011 Q1	Africa	Equatorial Guinea	0	0	:	:	0	0	0	:	:	0	0	0
2011 Q1	Africa	Eritrea	31	0	:	:	0	3	1	:	:	0	27	4
2011 Q1	Europe	Estonia	0	0	:	:	0	0	0	:	:	0	0	0
2011 Q1	Africa	Ethiopia	12	1	:	:	2	0	0	:	:	0	12	0
2011 Q1	Americas	Falkland Islands (British)	0	0	:	:	0	0	0	:	:	0	0	0

Quarter	Geographical region	Country of nationality	Total detainees	Lindholme IRC	Morton Hall IRC	Oakington IRC	Tinsley House IRC	Yarl's Wood IRC	Cobbrook STHF	Dover Harbour STHF	Harwich STHF	Penrith House STHF	Male detainees	Female detainees
2011 Q1	Europe	Faroe Islands	0	0	:	:	0	0	0	:	:	0	0	0
2011 Q1	Oceania	Fiji	0	0	:	:	0	0	0	:	:	0	0	0
2011 Q1	Europe	Finland	0	0	:	:	0	0	0	:	:	0	0	0
2011 Q1	Europe	Former Yugoslavia	1	0	:	:	0	1	0	:	:	0	0	1
2011 Q1	Europe	France	4	0	:	:	0	0	0	:	:	0	4	0
2011 Q1	Americas	French Guiana	0	0	:	:	0	0	0	:	:	0	0	0
2011 Q1	Oceania	French	0	0	:	:	0	0	0	:	:	0	0	0
2011 Q1	Oceania	Polynesia	0	0	:	:	0	0	0	:	:	0	0	0
2011 Q1	Africa	Gabon	0	0	:	:	0	0	0	:	:	0	0	0
2011 Q1	Africa	Gambia, The	32	2	:	:	1	3	1	:	:	0	29	3
2011 Q1	Europe	Georgia	5	0	:	:	0	2	0	:	:	0	3	2
2011 Q1	Europe	Germany	0	0	:	:	0	0	0	:	:	0	0	0
2011 Q1	Africa	Ghana	65	6	:	:	0	18	1	:	:	0	48	17
2011 Q1	Europe	Gibraltar	0	0	:	:	0	0	0	:	:	0	0	0
2011 Q1	Europe	(British)	0	0	:	:	0	0	0	:	:	0	0	0
2011 Q1	Europe	Greece	0	0	:	:	0	0	0	:	:	0	0	0
2011 Q1	Europe	Greenland	0	0	:	:	0	0	0	:	:	0	0	0
2011 Q1	Americas	Grenada	1	0	:	:	0	0	0	:	:	0	1	0
2011 Q1	Americas	Guadeloupe	0	0	:	:	0	0	0	:	:	0	0	0
2011 Q1	Americas	Guam	0	0	:	:	0	0	0	:	:	0	0	0
2011 Q1	Americas	Guatemala	0	0	:	:	0	0	0	:	:	0	0	0
2011 Q1	Africa	Guinea	7	1	:	:	0	0	2	:	:	0	6	1
2011 Q1	Africa	Guinea-Bissau	2	0	:	:	0	0	0	:	:	0	2	0
2011 Q1	Americas	Guyana	0	0	:	:	0	0	0	:	:	0	0	0
2011 Q1	Americas	Haiti	0	0	:	:	0	0	0	:	:	0	0	0
2011 Q1	Oceania	Heard Island and McDonald Islands	0	0	:	:	0	0	0	:	:	0	0	0
2011 Q1	Americas	Honduras	2	0	:	:	0	0	0	:	:	0	2	0
2011 Q1	Asia	Hong Kong	1	0	:	:	0	0	0	:	:	0	1	0
2011 Q1	Europe	Hungary	1	0	:	:	0	0	0	:	:	0	1	0
2011 Q1	Europe	Iceland	0	0	:	:	0	0	0	:	:	0	0	0
2011 Q1	Asia	India	259	14	:	:	10	21	6	:	:	0	241	18
2011 Q1	Asia	Indonesia	0	0	:	:	0	0	0	:	:	0	0	0
2011 Q1	Middle East	Iran	59	0	:	:	2	2	0	:	:	3	58	1

Quarter	Geographical region	Country of nationality	Total detainees	Lindholme IRC	Morton Hall IRC	Oakington IRC	Tinsley House IRC	Yarl's Wood IRC	Cobbrook STHF	Dover Harbour STHF	Harwich STHF	Penrith House STHF	Male detainees	Female detainees
2011 Q1	Middle East	Iraq	56	4	:	:	1	0	0	:	:	0	56	0
2011 Q1	Europe	Ireland	0	0	:	:	0	0	0	:	:	0	0	0
2011 Q1	Middle East	Israel	0	0	:	:	0	0	0	:	:	0	0	0
2011 Q1	Europe	Italy	3	0	:	:	0	0	2	:	:	0	3	0
2011 Q1	Africa	Ivory Coast	16	0	:	:	0	1	0	:	:	0	15	1
2011 Q1	Americas	Jamaica	112	3	:	:	2	25	1	:	:	0	88	24
2011 Q1	Asia	Japan	0	0	:	:	0	0	0	:	:	0	0	0
2011 Q1	Middle East	Jordan	0	0	:	:	0	0	0	:	:	0	0	0
2011 Q1	Europe	Kazakhstan	0	0	:	:	0	0	0	:	:	0	0	0
2011 Q1	Africa	Kenya	20	1	:	:	1	6	0	:	:	1	14	6
2011 Q1	Oceania	Kiribati	0	0	:	:	0	0	0	:	:	0	0	0
2011 Q1	Asia	Korea (North)	1	0	:	:	0	1	0	:	:	0	0	1
2011 Q1	Asia	Korea (South)	1	0	:	:	0	0	1	:	:	0	0	1
2011 Q1	Europe	Kosovo	9	0	:	:	0	2	0	:	:	1	8	1
2011 Q1	Middle East	Kuwait	3	0	:	:	0	0	0	:	:	0	3	0
2011 Q1	Europe	Kyrgyzstan	1	0	:	:	0	1	0	:	:	0	0	1
2011 Q1	Asia	Laos	0	0	:	:	0	0	0	:	:	0	0	0
2011 Q1	Europe	Latvia	2	0	:	:	0	0	0	:	:	0	2	0
2011 Q1	Middle East	Lebanon	4	0	:	:	1	0	0	:	:	0	4	0
2011 Q1	Africa	Lesotho	0	0	:	:	0	0	0	:	:	0	0	0
2011 Q1	Africa	Liberia	7	0	:	:	1	0	0	:	:	0	7	0
2011 Q1	Africa	Libya	4	0	:	:	0	0	0	:	:	0	4	0
2011 Q1	Europe	Liechtenstein	0	0	:	:	0	0	0	:	:	0	0	0
2011 Q1	Europe	Lithuania	9	0	:	:	0	0	0	:	:	0	9	0
2011 Q1	Europe	Luxembourg	0	0	:	:	0	0	0	:	:	0	0	0
2011 Q1	Asia	Macau	0	0	:	:	0	0	0	:	:	0	0	0
2011 Q1	Europe	Macedonia	1	0	:	:	0	0	0	:	:	0	1	0
2011 Q1	Africa	Madagascar	0	0	:	:	0	0	0	:	:	0	0	0
2011 Q1	Africa	Malawi	13	0	:	:	0	3	0	:	:	0	10	3
2011 Q1	Asia	Malaysia	11	2	:	:	0	2	0	:	:	0	9	2
2011 Q1	Asia	Maldives	0	0	:	:	0	0	0	:	:	0	0	0
2011 Q1	Africa	Mali	4	0	:	:	0	0	0	:	:	0	4	0
2011 Q1	Europe	Malta	0	0	:	:	0	0	0	:	:	0	0	0
2011 Q1	Oceania	Marshall Islands	0	0	:	:	0	0	0	:	:	0	0	0
2011 Q1	Americas	Martinique	0	0	:	:	0	0	0	:	:	0	0	0

Quarter	Geographical region	Country of nationality	Total detainees	Lindholme IRC	Morton Hall IRC	Oakington IRC	Tinsley House IRC	Yarl's Wood IRC	Cobbrook STHF	Dover Harbour STHF	Harwich STHF	Penrith House STHF	Male detainees	Female detainees
2011 Q1	Africa	Mauritania	1	0	:	:	0	0	0	:	:	0	1	0
2011 Q1	Africa	Mauritius	9	0	:	:	1	1	0	:	:	0	8	1
2011 Q1	Africa	Mayotte	0	0	:	:	0	0	0	:	:	0	0	0
2011 Q1	Americas	Mexico	2	0	:	:	0	0	1	:	:	0	2	0
2011 Q1	Oceania	Micronesia	0	0	:	:	0	0	0	:	:	0	0	0
2011 Q1	Europe	Moldova	3	0	:	:	0	0	0	:	:	0	3	0
2011 Q1	Europe	Monaco	0	0	:	:	0	0	0	:	:	0	0	0
2011 Q1	Asia	Mongolia	5	0	:	:	0	2	0	:	:	0	3	2
2011 Q1	Europe	Montenegro	0	0	:	:	0	0	0	:	:	0	0	0
2011 Q1	Americas	Montserrat	0	0	:	:	0	0	0	:	:	0	0	0
2011 Q1	Africa	(British)	17	0	:	:	0	1	0	:	:	0	16	1
2011 Q1	Africa	Morocco	0	0	:	:	0	0	0	:	:	0	0	0
2011 Q1	Africa	Mozambique	0	0	:	:	0	0	0	:	:	0	0	0
2011 Q1	Africa	Namibia	1	1	:	:	0	0	0	:	:	0	1	0
2011 Q1	Oceania	Nauru	0	0	:	:	0	0	0	:	:	0	0	0
2011 Q1	Asia	Nepal	10	0	:	:	0	0	2	:	:	0	10	0
2011 Q1	Europe	Netherlands	1	0	:	:	0	0	0	:	:	0	1	0
2011 Q1	Americas	Netherlands	0	0	:	:	0	0	0	:	:	0	0	0
2011 Q1	Oceania	Antilles	0	0	:	:	0	0	0	:	:	0	0	0
2011 Q1	Oceania	New Caledonia	0	0	:	:	0	0	0	:	:	0	0	0
2011 Q1	Oceania	New Zealand	0	0	:	:	0	0	0	:	:	0	0	0
2011 Q1	Americas	Nicaragua	2	1	:	:	0	0	0	:	:	1	1	1
2011 Q1	Africa	Niger	3	0	:	:	0	0	0	:	:	0	3	0
2011 Q1	Africa	Nigeria	248	11	:	:	11	53	4	:	:	2	192	56
2011 Q1	Oceania	Niue	0	0	:	:	0	0	0	:	:	0	0	0
2011 Q1	Oceania	Norfolk Island	0	0	:	:	0	0	0	:	:	0	0	0
2011 Q1	Oceania	Northern Mariana Islands	0	0	:	:	0	0	0	:	:	0	0	0
2011 Q1	Europe	Norway	0	0	:	:	0	0	0	:	:	0	0	0
2011 Q1	Middle East	Occupied Palestinian Territories	7	0	:	:	0	0	0	:	:	0	7	0
2011 Q1	Middle East	Oman	0	0	:	:	0	0	0	:	:	0	0	0
2011 Q1	Other	Other and unknown	8	1	:	:	0	0	0	:	:	0	8	0

Quarter	Geographical region	Country of nationality	Total detainees	Lindholme IRC	Morton Hall IRC	Oakington IRC	Tinsley House IRC	Yarl's Wood IRC	Cobbrook STHF	Dover Harbour STHF	Harwich STHF	Pennine House STHF	Male detainees	Female detainees
2011 Q1	Asia	Pakistan	332	11	:	:	14	16	7	:	:	14	316	16
2011 Q1	Oceania	Palau	0	0	:	:	0	0	0	:	:	0	0	0
2011 Q1	Americas	Panama	0	0	:	:	0	0	0	:	:	0	0	0
2011 Q1	Oceania	Papua New Guinea	0	0	:	:	0	0	0	:	:	0	0	0
2011 Q1	Americas	Paraguay	0	0	:	:	0	0	0	:	:	0	0	0
2011 Q1	Americas	Peru	1	0	:	:	0	1	0	:	:	0	0	1
2011 Q1	Asia	Philippines	6	0	:	:	2	4	0	:	:	0	2	4
2011 Q1	Oceania	Pitcairn Islands (British)	0	0	:	:	0	0	0	:	:	0	0	0
2011 Q1	Europe	Poland	14	0	:	:	0	0	2	:	:	0	14	0
2011 Q1	Europe	Portugal	12	1	:	:	0	0	0	:	:	0	12	0
2011 Q1	Americas	Puerto Rico	0	0	:	:	0	0	0	:	:	0	0	0
2011 Q1	Middle East	Qatar	0	0	:	:	0	0	0	:	:	0	0	0
2011 Q1	Africa	Reunion	0	0	:	:	0	0	0	:	:	0	0	0
2011 Q1	Europe	Romania	3	0	:	:	0	0	1	:	:	0	3	0
2011 Q1	Europe	Russia	8	0	:	:	0	1	0	:	:	0	7	1
2011 Q1	Africa	Rwanda	5	0	:	:	1	1	0	:	:	0	4	1
2011 Q1	Oceania	Samoa	0	0	:	:	0	0	0	:	:	0	0	0
2011 Q1	Europe	San Marino	0	0	:	:	0	0	0	:	:	0	0	0
2011 Q1	Africa	Sao Tome and Principe	0	0	:	:	0	0	0	:	:	0	0	0
2011 Q1	Middle East	Saudi Arabia	0	0	:	:	0	0	0	:	:	0	0	0
2011 Q1	Africa	Senegal	7	1	:	:	0	1	0	:	:	0	6	1
2011 Q1	Europe	Serbia	1	0	:	:	1	0	0	:	:	0	1	0
2011 Q1	Europe	Serbia and Montenegro	:	:	:	:	:	:	:	:	:	:	:	:
2011 Q1	Africa	Seychelles	0	0	:	:	0	0	0	:	:	0	0	0
2011 Q1	Africa	Sierra Leone	21	1	:	:	1	1	0	:	:	0	20	1
2011 Q1	Asia	Singapore	0	0	:	:	0	0	0	:	:	0	0	0
2011 Q1	Europe	Slovakia	2	0	:	:	0	1	1	:	:	0	1	1
2011 Q1	Europe	Slovenia	0	0	:	:	0	0	0	:	:	0	0	0
2011 Q1	Oceania	Solomon Islands	0	0	:	:	0	0	0	:	:	0	0	0
2011 Q1	Africa	Somalia	52	1	:	:	2	1	1	:	:	0	51	1
2011 Q1	Africa	South Africa	18	1	:	:	4	1	0	:	:	0	16	2

Quarter	Geographical region	Country of nationality	Total detainees	Lindholme IRC	Morton Hall IRC	Oakington IRC	Tinsley House IRC	Yarl's Wood IRC	Cobbrook STHF	Dover Harbour STHF	Harwich STHF	Penrith House STHF	Male detainees	Female detainees
2011 Q1	Americas	South Georgia and South Sandwich Islands	0	0	:	:	0	0	0	:	:	0	0	0
2011 Q1	Europe	Spain	1	0	:	:	0	0	0	:	:	0	1	0
2011 Q1	Asia	Sri Lanka	98	6	:	:	6	9	3	:	:	0	89	9
2011 Q1	Africa	St. Helena (British)	0	0	:	:	0	0	0	:	:	0	0	0
2011 Q1	Americas	St. Kitts and Nevis	0	0	:	:	0	0	0	:	:	0	0	0
2011 Q1	Americas	St. Lucia	1	0	:	:	0	0	0	:	:	0	1	0
2011 Q1	Americas	St. Maarten (Dutch Part)	0	0	:	:	0	0	0	:	:	0	0	0
2011 Q1	Americas	St. Martin (French Part)	0	0	:	:	0	0	0	:	:	0	0	0
2011 Q1	Americas	St. Pierre and Miquelon	0	0	:	:	0	0	0	:	:	0	0	0
2011 Q1	Americas	St. Vincent and the Grenadines	2	0	:	:	0	1	0	:	:	0	1	1
2011 Q1	Other	Stateless	2	0	:	:	2	0	0	:	:	0	2	0
2011 Q1	Africa	Sudan	36	2	:	:	1	0	0	:	:	0	36	0
2011 Q1	Americas	Surinam	0	0	:	:	0	0	0	:	:	0	0	0
2011 Q1	Europe	Svalbard and Jan Mayen	0	0	:	:	0	0	0	:	:	0	0	0
2011 Q1	Africa	Swaziland	0	0	:	:	0	0	0	:	:	0	0	0
2011 Q1	Europe	Sweden	0	0	:	:	0	0	0	:	:	0	0	0
2011 Q1	Europe	Switzerland	1	0	:	:	0	1	0	:	:	0	0	1
2011 Q1	Middle East	Syria	3	0	:	:	0	1	1	:	:	0	2	1
2011 Q1	Asia	Taiwan	0	0	:	:	0	0	0	:	:	0	0	0
2011 Q1	Europe	Tajikistan	1	0	:	:	0	0	0	:	:	0	1	0
2011 Q1	Africa	Tanzania	8	0	:	:	0	3	0	:	:	0	5	3
2011 Q1	Asia	Thailand	0	0	:	:	0	0	0	:	:	0	0	0
2011 Q1	Africa	Togo	2	0	:	:	0	0	0	:	:	0	2	0
2011 Q1	Oceania	Tokelau	0	0	:	:	0	0	0	:	:	0	0	0
2011 Q1	Oceania	Tonga	0	0	:	:	0	0	0	:	:	0	0	0

Quarter	Geographical region	Country of nationality	Total detainees	Lindholme IRC	Morton Hall IRC	Oakington IRC	Tinsley House IRC	Yarl's Wood IRC	Cobbrook STHF	Dover Harbour STHF	Harwich STHF	Penrith House STHF	Male detainees	Female detainees
2011 Q1	Americas	Trinidad and Tobago	5	0	:	:	0	0	0	:	:	0	5	0
2011 Q1	Africa	Tunisia	3	0	:	:	0	0	0	:	:	0	3	0
2011 Q1	Europe	Turkey	35	1	:	:	1	2	2	:	:	0	33	2
2011 Q1	Europe	Turkmenistan	0	0	:	:	0	0	0	:	:	0	0	0
2011 Q1	Americas	Turks and Caicos Islands (British)	0	0	:	:	0	0	0	:	:	0	0	0
2011 Q1	Oceania	Tuvalu	0	0	:	:	0	0	0	:	:	0	0	0
2011 Q1	Africa	Uganda	24	0	:	:	2	11	0	:	:	0	13	11
2011 Q1	Europe	Ukraine	9	0	:	:	0	1	0	:	:	0	8	1
2011 Q1	Middle East	United Arab Emirates	0	0	:	:	0	0	0	:	:	0	0	0
2011 Q1	Americas	United States	6	0	:	:	0	1	1	:	:	0	4	2
2011 Q1	Americas	Uruguay	0	0	:	:	0	0	0	:	:	0	0	0
2011 Q1	Europe	Uzbekistan	4	0	:	:	0	1	0	:	:	0	3	1
2011 Q1	Oceania	Vanuatu	0	0	:	:	0	0	0	:	:	0	0	0
2011 Q1	Europe	Vatican City	0	0	:	:	0	0	0	:	:	0	0	0
2011 Q1	Americas	Venezuela	0	0	:	:	0	0	0	:	:	0	0	0
2011 Q1	Asia	Vietnam	62	7	:	:	3	10	3	:	:	0	52	10
2011 Q1	Americas	Virgin Islands (British)	0	0	:	:	0	0	0	:	:	0	0	0
2011 Q1	Americas	Virgin Islands (US)	0	0	:	:	0	0	0	:	:	0	0	0
2011 Q1	Oceania	Wallis and Futuna	0	0	:	:	0	0	0	:	:	0	0	0
2011 Q1	Africa	Western Sahara	3	0	:	:	0	0	1	:	:	0	3	0
2011 Q1	Middle East	Yemen	3	0	:	:	0	0	0	:	:	0	2	1
2011 Q1	Africa	Zambia	4	0	:	:	0	0	0	:	:	0	4	0
2011 Q1	Africa	Zimbabwe	27	0	:	:	0	1	0	:	:	0	26	1
2011 Q2	Total	*Total	2,685	104	126	:	93	315	69	:	:	20	2,382	303
2011 Q2	Africa	*Total Africa	847	28	45	:	19	108	37	:	:	1	735	112
2011 Q2	Americas	*Total Americas	188	6	10	:	7	38	2	:	:	3	149	39
2011 Q2	Asia	*Total Asia	1,283	64	43	:	57	148	21	:	:	14	1,149	134
2011 Q2	Europe	*Total Europe	185	1	22	:	3	13	8	:	:	0	174	11

Quarter	Geographical region	Country of nationality	Total detainees	Lindholme IRC	Morton Hall IRC	Oakington IRC	Tinsley House IRC	Yarl's Wood IRC	Cobbrook STHF	Dover Harbour STHF	Harwich STHF	Pennington House STHF	Male detainees	Female detainees
2011 Q2	Middle East	*Total Middle East	169	5	4	:	6	7	1	:	:	2	163	6
2011 Q2	Oceania	East	0	0	0	:	0	0	0	:	:	0	0	0
2011 Q2	Other	*Total Oceania	13	0	2	:	1	1	0	:	:	0	12	1
2011 Q2	Asia	*Total Other	142	4	7	:	14	3	1	:	:	4	140	2
2011 Q2	Europe	Afghanistan	29	0	2	:	0	0	2	:	:	0	29	0
2011 Q2	Africa	Albania	105	1	6	:	3	3	1	:	:	0	103	2
2011 Q2	Oceania	Algeria	0	0	0	:	0	0	0	:	:	0	0	0
2011 Q2	Europe	American Samoa	0	0	0	:	0	0	0	:	:	0	0	0
2011 Q2	Africa	Andorra	18	2	1	:	0	0	1	:	:	0	17	1
2011 Q2	Americas	Angola	0	0	0	:	0	0	0	:	:	0	0	0
2011 Q2	Americas	Anguilla	0	0	0	:	0	0	0	:	:	0	0	0
2011 Q2	Americas	(British)	1	0	0	:	0	0	0	:	:	0	0	0
2011 Q2	Americas	Antigua and Barbuda	1	0	0	:	0	0	0	:	:	0	1	0
2011 Q2	Americas	Argentina	0	0	0	:	0	0	0	:	:	0	0	0
2011 Q2	Europe	Armenia	2	0	1	:	0	0	0	:	:	0	2	0
2011 Q2	Americas	Aruba	1	0	0	:	0	0	0	:	:	0	1	0
2011 Q2	Oceania	Australia	0	0	0	:	0	0	0	:	:	0	0	0
2011 Q2	Europe	Austria	0	0	0	:	0	0	0	:	:	0	0	0
2011 Q2	Europe	Azerbaijan	0	0	0	:	0	0	0	:	:	0	0	0
2011 Q2	Americas	Bahamas, The	2	0	0	:	0	0	0	:	:	1	2	0
2011 Q2	Middle East	Bahrain	3	0	0	:	0	0	0	:	:	0	3	0
2011 Q2	Asia	Bangladesh	169	8	3	:	0	3	7	:	:	0	166	3
2011 Q2	Americas	Barbados	5	0	1	:	0	0	0	:	:	0	5	0
2011 Q2	Europe	Belarus	1	0	0	:	0	1	0	:	:	0	0	1
2011 Q2	Europe	Belgium	0	0	0	:	0	0	0	:	:	0	0	0
2011 Q2	Americas	Belize	0	0	0	:	0	0	0	:	:	0	0	0
2011 Q2	Africa	Benin	0	0	0	:	0	0	0	:	:	0	0	0
2011 Q2	Americas	Bermuda	0	0	0	:	0	0	0	:	:	0	0	0
2011 Q2	Asia	(British)	0	0	0	:	0	0	0	:	:	0	0	0
2011 Q2	Americas	Bhutan	0	0	0	:	0	0	0	:	:	0	0	0
2011 Q2	Americas	Bolivia	14	1	0	:	1	8	0	:	:	0	6	8
2011 Q2	Americas	Bonaire, Sint Eustatius and Saba	0	0	0	:	0	0	0	:	:	0	0	0



Quarter	Geographical region	Country of nationality	Total detainees	Lindholme IRC	Morton Hall IRC	Oakington IRC	Tinsley House IRC	Yarl's Wood IRC	Cobbrook STHF	Dover Harbour STHF	Harwich STHF	Penrith House STHF	Male detainees	Female detainees
2011 Q2	Europe	Bosnia and Herzegovina	2	0	0	:	0	1	0	:	:	0	1	1
2011 Q2	Africa	Botswana	0	0	0	:	0	0	0	:	:	0	0	0
2011 Q2	Americas	Brazil	21	0	2	:	3	5	1	:	:	0	16	5
2011 Q2	Other	British overseas citizens	1	0	0	:	1	0	0	:	:	0	1	0
2011 Q2	Asia	Brunei	0	0	0	:	0	0	0	:	:	0	0	0
2011 Q2	Europe	Bulgaria	1	0	0	:	0	0	0	:	:	0	1	0
2011 Q2	Africa	Burkina Faso	0	0	0	:	0	0	0	:	:	0	0	0
2011 Q2	Asia	Burma	2	0	0	:	0	1	0	:	:	0	1	1
2011 Q2	Africa	Burundi	5	0	1	:	0	0	0	:	:	0	5	0
2011 Q2	Asia	Cambodia	0	0	0	:	0	0	0	:	:	0	0	0
2011 Q2	Africa	Cameroon	17	1	1	:	0	7	0	:	:	0	10	7
2011 Q2	Americas	Canada	0	0	0	:	0	0	0	:	:	0	0	0
2011 Q2	Africa	Cape Verde	0	0	0	:	0	0	0	:	:	0	0	0
2011 Q2	Americas	Cayman Islands	0	0	0	:	0	0	0	:	:	0	0	0
2011 Q2	Africa	(British) Central African Republic	1	0	0	:	0	0	0	:	:	0	1	0
2011 Q2	Africa	Chad	0	0	0	:	0	0	0	:	:	0	0	0
2011 Q2	Americas	Chile	0	0	0	:	0	0	0	:	:	0	0	0
2011 Q2	Asia	China	160	10	7	:	7	31	0	:	:	2	133	27
2011 Q2	Oceania	Christmas Island	0	0	0	:	0	0	0	:	:	0	0	0
2011 Q2	Oceania	Cocos (Keeling) Islands	0	0	0	:	0	0	0	:	:	0	0	0
2011 Q2	Americas	Colombia	12	0	0	:	2	1	0	:	:	0	11	1
2011 Q2	Africa	Comoros	0	0	0	:	0	0	0	:	:	0	0	0
2011 Q2	Africa	Congo	5	0	0	:	1	0	0	:	:	0	5	0
2011 Q2	Africa	Congo (Democratic Republic)	32	0	3	:	1	3	1	:	:	0	29	3
2011 Q2	Oceania	Cook Islands	0	0	0	:	0	0	0	:	:	0	0	0

Quarter	Geographical region	Country of nationality	Total detainees	Lindholme IRC	Morton Hall IRC	Oakington IRC	Tinsley House IRC	Yarl's Wood IRC	Cobbrook STHF	Dover Harbour STHF	Harwich STHF	Pennington House STHF	Male detainees	Female detainees
2011 Q2	Americas	Costa Rica	0	0	0	:	0	0	0	:	:	0	0	0
2011 Q2	Europe	Croatia	1	0	0	:	0	0	0	:	:	0	1	0
2011 Q2	Americas	Cuba	0	0	0	:	0	0	0	:	:	0	0	0
2011 Q2	Americas	Curacao	0	0	0	:	0	0	0	:	:	0	0	0
2011 Q2	Europe	Cyprus	0	0	0	:	0	0	0	:	:	0	0	0
2011 Q2	Europe	Cyprus												
		(Northern part of)	2	0	0	:	0	0	0	:	:	0	2	0
2011 Q2	Europe	Czech Republic	0	0	0	:	0	0	0	:	:	0	0	0
2011 Q2	Europe	Denmark	0	0	0	:	0	0	0	:	:	0	0	0
2011 Q2	Africa	Djibouti	1	0	0	:	0	0	0	:	:	0	1	0
2011 Q2	Americas	Dominica	1	0	0	:	0	0	0	:	:	0	1	0
2011 Q2	Americas	Dominican Republic	1	0	0	:	0	1	0	:	:	0	0	1
2011 Q2	Asia	East Timor	0	0	0	:	0	0	0	:	:	0	0	0
2011 Q2	Americas	Ecuador	2	0	0	:	0	0	0	:	:	0	2	0
2011 Q2	Africa	Egypt	7	0	0	:	0	0	0	:	:	0	7	0
2011 Q2	Americas	El Salvador	0	0	0	:	0	0	0	:	:	0	0	0
2011 Q2	Africa	Equatorial Guinea	0	0	0	:	0	0	0	:	:	0	0	0
2011 Q2	Africa	Eritrea	33	0	2	:	1	6	1	:	:	0	28	5
2011 Q2	Europe	Estonia	1	0	0	:	0	0	1	:	:	0	1	0
2011 Q2	Africa	Ethiopia	9	0	0	:	2	0	0	:	:	0	9	0
2011 Q2	Americas	Falkland Islands												
2011 Q2	Europe	(British)	0	0	0	:	0	0	0	:	:	0	0	0
2011 Q2	Europe	Faroe Islands	0	0	0	:	0	0	0	:	:	0	0	0
2011 Q2	Oceania	Fiji	0	0	0	:	0	0	0	:	:	0	0	0
2011 Q2	Europe	Finland	0	0	0	:	0	0	0	:	:	0	0	0
2011 Q2	Europe	Former Yugoslavia	2	0	0	:	0	0	0	:	:	0	2	0
2011 Q2	Europe	France	4	0	0	:	0	1	1	:	:	0	3	1
2011 Q2	Americas	French Guiana	0	0	0	:	0	0	0	:	:	0	0	0
2011 Q2	Oceania	French Polynesia	0	0	0	:	0	0	0	:	:	0	0	0
2011 Q2	Africa	Gabon	0	0	0	:	0	0	0	:	:	0	0	0

Quarter	Geographical region	Country of nationality	Total detainees	Lindholme IRC	Morton Hall IRC	Oakington IRC	Tinsley House IRC	Yarl's Wood IRC	Cobbrook STHF	Dover Harbour STHF	Harwich STHF	Penrine House STHF	Male detainees	Female detainees
2011 Q2	Africa	Gambia, The	30	1	1	:	0	2	0	:	:	0	28	2
2011 Q2	Europe	Georgia	6	0	0	:	0	3	0	:	:	0	5	1
2011 Q2	Europe	Germany	1	0	1	:	0	0	0	:	:	0	1	0
2011 Q2	Africa	Ghana	54	4	3	:	2	13	2	:	:	0	41	13
2011 Q2	Europe	Gibraltar												
		(British)	0	0	0	:	0	0	0	:	:	0	0	0
2011 Q2	Europe	Greece	0	0	0	:	0	0	0	:	:	0	0	0
2011 Q2	Europe	Greenland	0	0	0	:	0	0	0	:	:	0	0	0
2011 Q2	Americas	Grenada	1	0	0	:	0	0	0	:	:	0	1	0
2011 Q2	Americas	Guadeloupe	0	0	0	:	0	0	0	:	:	0	0	0
2011 Q2	Americas	Guam	0	0	0	:	0	0	0	:	:	0	0	0
2011 Q2	Americas	Guatemala	1	0	0	:	0	1	0	:	:	0	0	1
2011 Q2	Africa	Guinea	5	0	0	:	0	1	0	:	:	0	4	1
2011 Q2	Africa	Guinea-Bissau	1	0	0	:	0	0	0	:	:	0	1	0
2011 Q2	Americas	Guyana	3	0	1	:	0	1	0	:	:	0	2	1
2011 Q2	Americas	Haiti	0	0	0	:	0	0	0	:	:	0	0	0
2011 Q2	Oceania	Heard Island and McDonald Islands												
		Islands	0	0	0	:	0	0	0	:	:	0	0	0
2011 Q2	Americas	Honduras	1	0	0	:	0	0	0	:	:	0	1	0
2011 Q2	Asia	Hong Kong	1	0	0	:	0	1	0	:	:	0	0	1
2011 Q2	Europe	Hungary	2	0	0	:	0	0	0	:	:	0	2	0
2011 Q2	Europe	Iceland	0	0	0	:	0	0	0	:	:	0	0	0
2011 Q2	Asia	India	283	14	10	:	13	26	7	:	:	1	259	24
2011 Q2	Asia	Indonesia	0	0	0	:	0	0	0	:	:	0	0	0
2011 Q2	Middle East	Iran	70	2	0	:	4	7	0	:	:	1	64	6
2011 Q2	Middle East	Iraq	66	3	1	:	1	0	0	:	:	0	66	0
2011 Q2	Europe	Ireland	0	0	0	:	0	0	0	:	:	0	0	0
2011 Q2	Middle East	Israel	2	0	0	:	0	0	1	:	:	0	2	0
2011 Q2	Europe	Italy	2	0	0	:	0	0	0	:	:	0	2	0
2011 Q2	Africa	Ivory Coast	11	0	0	:	0	1	0	:	:	0	10	1
2011 Q2	Americas	Jamaica	111	4	6	:	1	19	1	:	:	0	92	19
2011 Q2	Asia	Japan	0	0	0	:	0	0	0	:	:	0	0	0
2011 Q2	Middle East	Jordan	0	0	0	:	0	0	0	:	:	0	0	0
2011 Q2	Europe	Kazakhstan	0	0	0	:	0	0	0	:	:	0	0	0
2011 Q2	Africa	Kenya	25	1	1	:	0	8	0	:	:	0	17	8

Quarter	Geographical region	Country of nationality	Total detainees	Lindholme IRC	Morton Hall IRC	Oakington IRC	Tinsley House IRC	Yarl's Wood IRC	Cobbrook STHF	Dover Harbour STHF	Harwich STHF	Pennine House STHF	Male detainees	Female detainees
2011 Q2	Oceania	Kiribati	0	0	0	:	0	0	0	:	:	0	0	0
2011 Q2	Asia	Korea (North)	1	0	0	:	0	1	0	:	:	0	0	1
2011 Q2	Asia	Korea (South)	0	0	0	:	0	0	0	:	:	0	0	0
2011 Q2	Europe	Kosovo	6	0	1	:	0	0	0	:	:	0	6	0
2011 Q2	Middle East	Kuwait	3	0	0	:	0	0	0	:	:	0	3	0
2011 Q2	Europe	Kyrgyzstan	0	0	0	:	0	0	0	:	:	0	0	0
2011 Q2	Asia	Laos	0	0	0	:	0	0	0	:	:	0	0	0
2011 Q2	Europe	Latvia	2	0	0	:	0	0	0	:	:	0	2	0
2011 Q2	Middle East	Lebanon	6	0	0	:	0	0	0	:	:	1	6	0
2011 Q2	Africa	Lesotho	1	0	0	:	0	1	0	:	:	0	0	1
2011 Q2	Africa	Liberia	10	1	1	:	0	0	0	:	:	0	10	0
2011 Q2	Africa	Libya	2	0	0	:	0	0	0	:	:	0	2	0
2011 Q2	Europe	Liechtenstein	0	0	0	:	0	0	0	:	:	0	0	0
2011 Q2	Europe	Lithuania	9	0	1	:	0	0	1	:	:	0	9	0
2011 Q2	Europe	Luxembourg	0	0	0	:	0	0	0	:	:	0	0	0
2011 Q2	Asia	Macau	0	0	0	:	0	0	0	:	:	0	0	0
2011 Q2	Europe	Macedonia	0	0	0	:	0	0	0	:	:	0	0	0
2011 Q2	Africa	Madagascar	0	0	0	:	0	0	0	:	:	0	0	0
2011 Q2	Africa	Malawi	14	1	0	:	0	4	0	:	:	0	10	4
2011 Q2	Asia	Malaysia	20	1	1	:	0	6	0	:	:	0	15	5
2011 Q2	Asia	Maldives	0	0	0	:	0	0	0	:	:	0	0	0
2011 Q2	Africa	Mali	1	0	1	:	0	0	0	:	:	0	1	0
2011 Q2	Europe	Malta	0	0	0	:	0	0	0	:	:	0	0	0
2011 Q2	Oceania	Marshall Islands	0	0	0	:	0	0	0	:	:	0	0	0
2011 Q2	Americas	Martinique	0	0	0	:	0	0	0	:	:	0	0	0
2011 Q2	Africa	Mauritania	0	0	0	:	0	0	0	:	:	0	0	0
2011 Q2	Africa	Mauritius	3	0	0	:	0	0	0	:	:	0	3	0
2011 Q2	Africa	Mayotte	0	0	0	:	0	0	0	:	:	0	0	0
2011 Q2	Americas	Mexico	2	0	0	:	0	1	0	:	:	0	1	1
2011 Q2	Oceania	Micronesia	0	0	0	:	0	0	0	:	:	0	0	0
2011 Q2	Europe	Moldova	4	0	1	:	0	0	0	:	:	0	4	0
2011 Q2	Europe	Monaco	0	0	0	:	0	0	0	:	:	0	0	0
2011 Q2	Asia	Mongolia	0	0	0	:	0	0	0	:	:	0	0	0
2011 Q2	Europe	Montenegro	0	0	0	:	0	0	0	:	:	0	0	0

Quarter	Geographical region	Country of nationality	Total detainees	Lindholme IRC	Morton Hall IRC	Oakington IRC	Tinsley House IRC	Yarl's Wood IRC	Cobbrook STHF	Dover Harbour STHF	Harwich STHF	Penrith House STHF	Male detainees	Female detainees
2011 Q2	Americas	Montserrat (British)	0	0	0	:	0	0	0	:	:	0	0	0
2011 Q2	Africa	Morocco	16	0	2	:	1	0	1	:	:	0	16	0
2011 Q2	Africa	Mozambique	0	0	0	:	0	0	0	:	:	0	0	0
2011 Q2	Africa	Namibia	7	0	1	:	0	2	1	:	:	0	4	3
2011 Q2	Oceania	Nauru	0	0	0	:	0	0	0	:	:	0	0	0
2011 Q2	Asia	Nepal	8	1	0	:	1	5	0	:	:	0	5	3
2011 Q2	Europe	Netherlands	3	0	1	:	0	0	0	:	:	0	3	0
2011 Q2	Americas	Netherlands	0	0	0	:	0	0	0	:	:	0	0	0
2011 Q2	Oceania	Antilles	0	0	0	:	0	0	0	:	:	0	0	0
2011 Q2	Oceania	New Caledonia	0	0	0	:	0	0	0	:	:	0	0	0
2011 Q2	Oceania	New Zealand	0	0	0	:	0	0	0	:	:	0	0	0
2011 Q2	Americas	Nicaragua	0	0	0	:	0	0	0	:	:	0	0	0
2011 Q2	Africa	Niger	1	0	0	:	0	0	0	:	:	0	1	0
2011 Q2	Africa	Nigeria	218	9	12	:	3	39	23	:	:	0	175	43
2011 Q2	Oceania	Niue	0	0	0	:	0	0	0	:	:	0	0	0
2011 Q2	Oceania	Norfolk Island	0	0	0	:	0	0	0	:	:	0	0	0
2011 Q2	Oceania	Northern Mariana	0	0	0	:	0	0	0	:	:	0	0	0
2011 Q2	Europe	Islands	0	0	0	:	0	0	0	:	:	0	0	0
2011 Q2	Europe	Norway	1	0	0	:	0	0	0	:	:	0	1	0
2011 Q2	Middle East	Occupied Palestinian Territories	15	0	3	:	1	0	0	:	:	0	15	0
2011 Q2	Middle East	Oman	0	0	0	:	0	0	0	:	:	0	0	0
2011 Q2	Other	Other and unknown	9	0	2	:	0	1	0	:	:	0	8	1
2011 Q2	Asia	Pakistan	338	26	6	:	13	34	4	:	:	7	310	28
2011 Q2	Oceania	Palau	0	0	0	:	0	0	0	:	:	0	0	0
2011 Q2	Americas	Panama	0	0	0	:	0	0	0	:	:	0	0	0
2011 Q2	Oceania	Papua New Guinea	0	0	0	:	0	0	0	:	:	0	0	0
2011 Q2	Americas	Paraguay	0	0	0	:	0	0	0	:	:	0	0	0
2011 Q2	Americas	Peru	0	0	0	:	0	0	0	:	:	0	0	0
2011 Q2	Asia	Philippines	4	0	0	:	0	3	0	:	:	0	1	3

Quarter	Geographical region	Country of nationality	Total detainees	Lindholme IRC	Morton Hall IRC	Oakington IRC	Tinsley House IRC	Yarl's Wood IRC	Cobbrook STHF	Dover Harbour STHF	Harwich STHF	Penrith House STHF	Male detainees	Female detainees
2011 Q2	Oceania	Pitcairn Islands (British)	0	0	0	:	0	0	0	:	:	0	0	0
2011 Q2	Europe	Poland	20	0	5	:	0	0	0	:	:	0	20	0
2011 Q2	Europe	Portugal	8	0	2	:	0	0	1	:	:	0	8	0
2011 Q2	Americas	Puerto Rico	0	0	0	:	0	0	0	:	:	0	0	0
2011 Q2	Middle East	Qatar	0	0	0	:	0	0	0	:	:	0	0	0
2011 Q2	Africa	Reunion	0	0	0	:	0	0	0	:	:	0	0	0
2011 Q2	Europe	Romania	6	0	1	:	0	1	1	:	:	0	5	1
2011 Q2	Europe	Russia	8	0	0	:	0	3	0	:	:	0	6	2
2011 Q2	Africa	Rwanda	4	0	0	:	0	0	0	:	:	0	4	0
2011 Q2	Oceania	Samoa	0	0	0	:	0	0	0	:	:	0	0	0
2011 Q2	Europe	San Marino	0	0	0	:	0	0	0	:	:	0	0	0
2011 Q2	Africa	Sao Tome and Principe	0	0	0	:	0	0	0	:	:	0	0	0
2011 Q2	Middle East	Saudi Arabia	0	0	0	:	0	0	0	:	:	0	0	0
2011 Q2	Africa	Senegal	7	0	1	:	0	1	0	:	:	0	6	1
2011 Q2	Europe	Serbia	3	0	0	:	1	1	1	:	:	0	2	1
2011 Q2	Europe	Serbia and Montenegro	:	:	:	:	:	:	:	:	:	:	:	:
2011 Q2	Africa	Seychelles	0	0	0	:	0	0	0	:	:	0	0	0
2011 Q2	Africa	Sierra Leone	18	2	2	:	0	1	2	:	:	0	17	1
2011 Q2	Asia	Singapore	1	0	0	:	0	1	0	:	:	0	0	1
2011 Q2	Europe	Slovakia	3	0	0	:	0	1	0	:	:	0	2	1
2011 Q2	Europe	Slovenia	0	0	0	:	0	0	0	:	:	0	0	0
2011 Q2	Oceania	Solomon Islands	0	0	0	:	0	0	0	:	:	0	0	0
2011 Q2	Africa	Somalia	50	0	0	:	1	3	1	:	:	0	47	3
2011 Q2	Africa	South Africa	16	1	1	:	0	5	0	:	:	1	11	5
2011 Q2	Americas	South Georgia and South Sandwich Islands	0	0	0	:	0	0	0	:	:	0	0	0
2011 Q2	Europe	Spain	1	0	0	:	0	0	0	:	:	0	1	0
2011 Q2	Asia	Sri Lanka	90	0	3	:	7	17	1	:	:	0	73	17
2011 Q2	Africa	St. Helena (British)	0	0	0	:	0	0	0	:	:	0	0	0



Quarter	Geographical region	Country of nationality	Total detainees	Lindholme IRC	Morton Hall IRC	Oakington IRC	Tinsley House IRC	Yarl's Wood IRC	Cobbrook STHF	Dover Harbour STHF	Harwich STHF	Pennine House STHF	Male detainees	Female detainees
2011 Q2	Africa	Uganda	25	0	0	:	3	4	1	:	:	0	21	4
2011 Q2	Europe	Ukraine	15	1	4	:	0	0	0	:	:	0	15	0
2011 Q2	Middle East	United Arab Emirates	0	0	0	:	0	0	0	:	:	0	0	0
2011 Q2	Americas	United States	6	1	0	:	0	1	0	:	:	2	4	2
2011 Q2	Americas	Uruguay	0	0	0	:	0	0	0	:	:	0	0	0
2011 Q2	Europe	Uzbekistan	5	0	0	:	1	0	0	:	:	0	4	1
2011 Q2	Oceania	Vanuatu	0	0	0	:	0	0	0	:	:	0	0	0
2011 Q2	Europe	Vatican City	0	0	0	:	0	0	0	:	:	0	0	0
2011 Q2	Americas	Venezuela	1	0	0	:	0	0	0	:	:	0	1	0
2011 Q2	Asia	Vietnam	56	0	6	:	2	13	1	:	:	0	44	12
2011 Q2	Americas	Virgin Islands (British)	0	0	0	:	0	0	0	:	:	0	0	0
2011 Q2	Americas	Virgin Islands (US)	0	0	0	:	0	0	0	:	:	0	0	0
2011 Q2	Oceania	Wallis and Futuna	0	0	0	:	0	0	0	:	:	0	0	0
2011 Q2	Africa	Western Sahara	3	0	0	:	0	0	0	:	:	0	3	0
2011 Q2	Middle East	Yemen	1	0	0	:	0	0	0	:	:	0	1	0
2011 Q2	Africa	Zambia	5	0	0	:	0	1	0	:	:	0	4	1
2011 Q2	Africa	Zimbabwe	31	1	4	:	0	1	0	:	:	0	30	1



## Appendix E (continued)

Quarter	Geographical region	Country of nationality	Total adult detainees	Adult asylum detainees	Total child detainees	Child asylum detainees
2010 Q1	<b>Total</b>	<b>*Total</b>	<b>2,774</b>	<b>1,846</b>	<b>28</b>	<b>25</b>
2010 Q1	Africa	*Total Africa	1,052	672	5	4
2010 Q1	Americas	*Total Americas	219	79	3	2
2010 Q1	Asia	*Total Asia	1,083	779	13	12
2010 Q1	Europe	*Total Europe	174	93	1	1
2010 Q1	Middle East	*Total Middle East	240	220	6	6
2010 Q1	Oceania	*Total Oceania	2	1	0	0
2010 Q1	Other	*Total Other	4	2	0	0
2010 Q1	Asia	Afghanistan	149	143	0	0
2010 Q1	Europe	Albania	23	16	1	1
2010 Q1	Africa	Algeria	83	54	0	0
2010 Q1	Oceania	American Samoa	0	0	0	0
2010 Q1	Europe	Andorra	0	0	0	0
2010 Q1	Africa	Angola	17	13	0	0
2010 Q1	Americas	Anguilla (British)	0	0	0	0
2010 Q1	Americas	Antigua and Barbuda	0	0	0	0
2010 Q1	Americas	Argentina	0	0	0	0
2010 Q1	Europe	Armenia	1	1	0	0
2010 Q1	Americas	Aruba	0	0	0	0
2010 Q1	Oceania	Australia	0	0	0	0
2010 Q1	Europe	Austria	0	0	0	0
2010 Q1	Europe	Azerbaijan	1	1	0	0
2010 Q1	Americas	Bahamas, The	0	0	0	0
2010 Q1	Middle East	Bahrain	0	0	0	0
2010 Q1	Asia	Bangladesh	108	59	0	0
2010 Q1	Americas	Barbados	4	0	0	0
2010 Q1	Europe	Belarus	1	1	0	0
2010 Q1	Europe	Belgium	0	0	0	0
2010 Q1	Americas	Belize	0	0	0	0
2010 Q1	Africa	Benin	0	0	0	0
2010 Q1	Americas	Bermuda (British)	0	0	0	0
2010 Q1	Asia	Bhutan	0	0	0	0
2010 Q1	Americas	Bolivia	7	4	0	0
2010 Q1	Americas	Bonaire, Sint Eustatius and Saba	:	:	:	:
2010 Q1	Europe	Bosnia and Herzegovina	2	1	0	0
2010 Q1	Africa	Botswana	0	0	0	0

<i>Quarter</i>	<i>Geographical region</i>	<i>Country of nationality</i>	<i>Total adult detainees</i>	<i>Adult asylum detainees</i>	<i>Total child detainees</i>	<i>Child asylum detainees</i>
2010 Q1	Americas	Brazil	12	4	0	0
2010 Q1	Other	British overseas citizens	0	0	0	0
2010 Q1	Asia	Brunei	0	0	0	0
2010 Q1	Europe	Bulgaria	0	0	0	0
2010 Q1	Africa	Burkina Faso	1	1	0	0
2010 Q1	Asia	Burma	2	2	0	0
2010 Q1	Africa	Burundi	5	5	0	0
2010 Q1	Asia	Cambodia	0	0	0	0
2010 Q1	Africa	Cameroon	30	24	2	1
2010 Q1	Americas	Canada	3	1	0	0
2010 Q1	Africa	Cape Verde	1	0	0	0
2010 Q1	Americas	Cayman Islands (British)	0	0	0	0
2010 Q1	Africa	Central African Republic	0	0	0	0
2010 Q1	Africa	Chad	0	0	0	0
2010 Q1	Americas	Chile	1	0	0	0
2010 Q1	Asia	China	290	239	4	3
2010 Q1	Oceania	Christmas Island	0	0	0	0
2010 Q1	Oceania	Cocos (Keeling) Islands	0	0	0	0
2010 Q1	Americas	Colombia	7	6	0	0
2010 Q1	Africa	Comoros	0	0	0	0
2010 Q1	Africa	Congo	6	4	0	0
2010 Q1	Africa	Congo (Democratic Republic)	44	28	2	2
2010 Q1	Oceania	Cook Islands	0	0	0	0
2010 Q1	Americas	Costa Rica	0	0	0	0
2010 Q1	Europe	Croatia	1	0	0	0
2010 Q1	Americas	Cuba	0	0	0	0
2010 Q1	Americas	Curacao	:	:	:	:
2010 Q1	Europe	Cyprus	0	0	0	0
2010 Q1	Europe	Cyprus (Northern part of)	1	0	0	0
2010 Q1	Europe	Czech Republic	3	2	0	0
2010 Q1	Europe	Denmark	0	0	0	0
2010 Q1	Africa	Djibouti	0	0	0	0
2010 Q1	Americas	Dominica	1	1	0	0
2010 Q1	Americas	Dominican Republic	0	0	0	0
2010 Q1	Asia	East Timor	0	0	0	0
2010 Q1	Americas	Ecuador	3	3	2	2
2010 Q1	Africa	Egypt	11	10	0	0

<i>Quarter</i>	<i>Geographical region</i>	<i>Country of nationality</i>	<i>Total adult detainees</i>	<i>Adult asylum detainees</i>	<i>Total child detainees</i>	<i>Child asylum detainees</i>
2010 Q1	Americas	El Salvador	0	0	0	0
2010 Q1	Africa	Equatorial Guinea	0	0	0	0
2010 Q1	Africa	Eritrea	120	115	0	0
2010 Q1	Europe	Estonia	0	0	0	0
2010 Q1	Africa	Ethiopia	25	24	0	0
2010 Q1	Americas	Falkland Islands (British)	0	0	0	0
2010 Q1	Europe	Faroe Islands	0	0	0	0
2010 Q1	Oceania	Fiji	1	1	0	0
2010 Q1	Europe	Finland	0	0	0	0
2010 Q1	Europe	Former Yugoslavia	1	0	0	0
2010 Q1	Europe	France	6	0	0	0
2010 Q1	Americas	French Guiana	0	0	0	0
2010 Q1	Oceania	French Polynesia	0	0	0	0
2010 Q1	Africa	Gabon	0	0	0	0
2010 Q1	Africa	Gambia, The	30	17	0	0
2010 Q1	Europe	Georgia	5	4	0	0
2010 Q1	Europe	Germany	1	0	0	0
2010 Q1	Africa	Ghana	58	23	0	0
2010 Q1	Europe	Gibraltar (British)	0	0	0	0
2010 Q1	Europe	Greece	0	0	0	0
2010 Q1	Europe	Greenland	0	0	0	0
2010 Q1	Americas	Grenada	6	1	0	0
2010 Q1	Americas	Guadeloupe	0	0	0	0
2010 Q1	Americas	Guam	0	0	0	0
2010 Q1	Americas	Guatemala	0	0	0	0
2010 Q1	Africa	Guinea	9	6	0	0
2010 Q1	Africa	Guinea-Bissau	2	0	0	0
2010 Q1	Americas	Guyana	1	0	0	0
2010 Q1	Americas	Haiti	0	0	0	0
2010 Q1	Oceania	Heard Island and McDonald Islands	0	0	0	0
2010 Q1	Americas	Honduras	0	0	0	0
2010 Q1	Asia	Hong Kong	2	0	0	0
2010 Q1	Europe	Hungary	0	0	0	0
2010 Q1	Europe	Iceland	0	0	0	0
2010 Q1	Asia	India	142	76	2	2
2010 Q1	Asia	Indonesia	0	0	0	0

<i>Quarter</i>	<i>Geographical region</i>	<i>Country of nationality</i>	<i>Total adult detainees</i>	<i>Adult asylum detainees</i>	<i>Total child detainees</i>	<i>Child asylum detainees</i>
2010 Q1	Middle East	Iran	80	74	0	0
2010 Q1	Middle East	Iraq	126	118	0	0
2010 Q1	Europe	Ireland	0	0	0	0
2010 Q1	Middle East	Israel	1	0	0	0
2010 Q1	Europe	Italy	1	0	0	0
2010 Q1	Africa	Ivory Coast	12	7	0	0
2010 Q1	Americas	Jamaica	162	56	0	0
2010 Q1	Asia	Japan	0	0	0	0
2010 Q1	Middle East	Jordan	2	2	0	0
2010 Q1	Europe	Kazakhstan	1	1	0	0
2010 Q1	Africa	Kenya	23	13	0	0
2010 Q1	Oceania	Kiribati	0	0	0	0
2010 Q1	Asia	Korea (North)	1	1	0	0
2010 Q1	Asia	Korea (South)	0	0	0	0
2010 Q1	Europe	Kosovo	9	9	0	0
2010 Q1	Middle East	Kuwait	3	3	0	0
2010 Q1	Europe	Kyrgyzstan	0	0	0	0
2010 Q1	Asia	Laos	0	0	0	0
2010 Q1	Europe	Latvia	3	1	0	0
2010 Q1	Middle East	Lebanon	8	6	0	0
2010 Q1	Africa	Lesotho	0	0	0	0
2010 Q1	Africa	Liberia	13	12	0	0
2010 Q1	Africa	Libya	8	7	0	0
2010 Q1	Europe	Liechtenstein	0	0	0	0
2010 Q1	Europe	Lithuania	2	0	0	0
2010 Q1	Europe	Luxembourg	0	0	0	0
2010 Q1	Asia	Macau	1	0	0	0
2010 Q1	Europe	Macedonia	2	2	0	0
2010 Q1	Africa	Madagascar	0	0	0	0
2010 Q1	Africa	Malawi	16	13	1	1
2010 Q1	Asia	Malaysia	22	5	0	0
2010 Q1	Asia	Maldives	0	0	0	0
2010 Q1	Africa	Mali	2	2	0	0
2010 Q1	Europe	Malta	0	0	0	0
2010 Q1	Oceania	Marshall Islands	0	0	0	0
2010 Q1	Americas	Martinique	0	0	0	0
2010 Q1	Africa	Mauritania	1	1	0	0

<i>Quarter</i>	<i>Geographical region</i>	<i>Country of nationality</i>	<i>Total adult detainees</i>	<i>Adult asylum detainees</i>	<i>Total child detainees</i>	<i>Child asylum detainees</i>
2010 Q1	Africa	Mauritius	7	0	0	0
2010 Q1	Africa	Mayotte	0	0	0	0
2010 Q1	Americas	Mexico	0	0	0	0
2010 Q1	Oceania	Micronesia	0	0	0	0
2010 Q1	Europe	Moldova	2	1	0	0
2010 Q1	Europe	Monaco	0	0	0	0
2010 Q1	Asia	Mongolia	1	1	0	0
2010 Q1	Europe	Montenegro	0	0	0	0
2010 Q1	Americas	Montserrat (British)	0	0	0	0
2010 Q1	Africa	Morocco	16	11	0	0
2010 Q1	Africa	Mozambique	0	0	0	0
2010 Q1	Africa	Namibia	3	2	0	0
2010 Q1	Oceania	Nauru	0	0	0	0
2010 Q1	Asia	Nepal	4	2	0	0
2010 Q1	Europe	Netherlands	5	0	0	0
2010 Q1	Americas	Netherlands Antilles	0	0	0	0
2010 Q1	Oceania	New Caledonia	0	0	0	0
2010 Q1	Oceania	New Zealand	1	0	0	0
2010 Q1	Americas	Nicaragua	0	0	0	0
2010 Q1	Africa	Niger	0	0	0	0
2010 Q1	Africa	Nigeria	260	113	0	0
2010 Q1	Oceania	Niue	0	0	0	0
2010 Q1	Oceania	Norfolk Island	0	0	0	0
2010 Q1	Oceania	Northern Mariana Islands	0	0	0	0
2010 Q1	Europe	Norway	0	0	0	0
2010 Q1	Middle East	Occupied Palestinian Territories	12	10	0	0
2010 Q1	Middle East	Oman	0	0	0	0
2010 Q1	Other	Other and unknown	2	1	0	0
2010 Q1	Asia	Pakistan	214	150	7	7
2010 Q1	Oceania	Palau	0	0	0	0
2010 Q1	Americas	Panama	0	0	0	0
2010 Q1	Oceania	Papua New Guinea	0	0	0	0
2010 Q1	Americas	Paraguay	0	0	0	0
2010 Q1	Americas	Peru	1	1	0	0
2010 Q1	Asia	Philippines	7	1	0	0
2010 Q1	Oceania	Pitcairn Islands (British)	0	0	0	0
2010 Q1	Europe	Poland	12	0	0	0

<i>Quarter</i>	<i>Geographical region</i>	<i>Country of nationality</i>	<i>Total adult detainees</i>	<i>Adult asylum detainees</i>	<i>Total child detainees</i>	<i>Child asylum detainees</i>
2010 Q1	Europe	Portugal	7	0	0	0
2010 Q1	Americas	Puerto Rico	0	0	0	0
2010 Q1	Middle East	Qatar	1	1	6	6
2010 Q1	Africa	Reunion	0	0	0	0
2010 Q1	Europe	Romania	1	1	0	0
2010 Q1	Europe	Russia	12	7	0	0
2010 Q1	Africa	Rwanda	7	4	0	0
2010 Q1	Oceania	Samoa	0	0	0	0
2010 Q1	Europe	San Marino	0	0	0	0
2010 Q1	Africa	Sao Tome and Principe	0	0	0	0
2010 Q1	Middle East	Saudi Arabia	0	0	0	0
2010 Q1	Africa	Senegal	6	5	0	0
2010 Q1	Europe	Serbia	2	1	0	0
2010 Q1	Europe	Serbia and Montenegro	:	:	:	:
2010 Q1	Africa	Seychelles	0	0	0	0
2010 Q1	Africa	Sierra Leone	29	24	0	0
2010 Q1	Asia	Singapore	0	0	0	0
2010 Q1	Europe	Slovakia	1	1	0	0
2010 Q1	Europe	Slovenia	0	0	0	0
2010 Q1	Oceania	Solomon Islands	0	0	0	0
2010 Q1	Africa	Somalia	65	35	0	0
2010 Q1	Africa	South Africa	20	11	0	0
2010 Q1	Americas	South Georgia and South Sandwich Islands	0	0	0	0
2010 Q1	Europe	Spain	2	0	0	0
2010 Q1	Asia	Sri Lanka	45	39	0	0
2010 Q1	Africa	St. Helena (British)	0	0	0	0
2010 Q1	Americas	St. Kitts and Nevis	1	0	0	0
2010 Q1	Americas	St. Lucia	3	1	1	0
2010 Q1	Americas	St. Maarten (Dutch Part)	:	:	:	:
2010 Q1	Americas	St. Martin (French Part)	0	0	0	0
2010 Q1	Americas	St. Pierre and Miquelon	0	0	0	0
2010 Q1	Americas	St. Vincent and the Grenadines	0	0	0	0
2010 Q1	Other	Stateless	2	1	0	0
2010 Q1	Africa	Sudan	40	38	0	0
2010 Q1	Americas	Surinam	0	0	0	0
2010 Q1	Europe	Svalbard and Jan Mayen	0	0	0	0

<i>Quarter</i>	<i>Geographical region</i>	<i>Country of nationality</i>	<i>Total adult detainees</i>	<i>Adult asylum detainees</i>	<i>Total child detainees</i>	<i>Child asylum detainees</i>
2010 Q1	Africa	Swaziland	1	1	0	0
2010 Q1	Europe	Sweden	0	0	0	0
2010 Q1	Europe	Switzerland	0	0	0	0
2010 Q1	Middle East	Syria	3	3	0	0
2010 Q1	Asia	Taiwan	0	0	0	0
2010 Q1	Europe	Tajikistan	0	0	0	0
2010 Q1	Africa	Tanzania	6	5	0	0
2010 Q1	Asia	Thailand	2	0	0	0
2010 Q1	Africa	Togo	2	1	0	0
2010 Q1	Oceania	Tokelau	0	0	0	0
2010 Q1	Oceania	Tonga	0	0	0	0
2010 Q1	Americas	Trinidad and Tobago	4	0	0	0
2010 Q1	Africa	Tunisia	7	5	0	0
2010 Q1	Europe	Turkey	47	31	0	0
2010 Q1	Europe	Turkmenistan	1	1	0	0
2010 Q1	Americas	Turks and Caicos Islands (British)	0	0	0	0
2010 Q1	Oceania	Tuvalu	0	0	0	0
2010 Q1	Africa	Uganda	29	19	0	0
2010 Q1	Europe	Ukraine	16	9	0	0
2010 Q1	Middle East	United Arab Emirates	0	0	0	0
2010 Q1	Americas	United States	3	1	0	0
2010 Q1	Americas	Uruguay	0	0	0	0
2010 Q1	Europe	Uzbekistan	2	2	0	0
2010 Q1	Oceania	Vanuatu	0	0	0	0
2010 Q1	Europe	Vatican City	0	0	0	0
2010 Q1	Americas	Venezuela	0	0	0	0
2010 Q1	Asia	Vietnam	93	61	0	0
2010 Q1	Americas	Virgin Islands (British)	0	0	0	0
2010 Q1	Americas	Virgin Islands (US)	0	0	0	0
2010 Q1	Oceania	Wallis and Futuna	0	0	0	0
2010 Q1	Africa	Western Sahara	1	1	0	0
2010 Q1	Middle East	Yemen	4	3	0	0
2010 Q1	Africa	Zambia	6	1	0	0
2010 Q1	Africa	Zimbabwe	30	17	0	0
2010 Q2	Total	*Total	2,772	1,775	3	3
2010 Q2	Africa	*Total Africa	993	613	0	0

<i>Quarter</i>	<i>Geographical region</i>	<i>Country of nationality</i>	<i>Total adult detainees</i>	<i>Adult asylum detainees</i>	<i>Total child detainees</i>	<i>Child asylum detainees</i>
2010 Q2	Americas	*Total Americas	240	73	0	0
2010 Q2	Asia	*Total Asia	1,181	850	2	2
2010 Q2	Europe	*Total Europe	168	87	0	0
2010 Q2	Middle East	*Total Middle East	183	152	1	1
2010 Q2	Oceania	*Total Oceania	0	0	0	0
2010 Q2	Other	*Total Other	7	0	0	0
2010 Q2	Asia	Afghanistan	180	173	1	1
2010 Q2	Europe	Albania	27	23	0	0
2010 Q2	Africa	Algeria	94	60	0	0
2010 Q2	Oceania	American Samoa	0	0	0	0
2010 Q2	Europe	Andorra	0	0	0	0
2010 Q2	Africa	Angola	13	9	0	0
2010 Q2	Americas	Anguilla (British)	0	0	0	0
2010 Q2	Americas	Antigua and Barbuda	0	0	0	0
2010 Q2	Americas	Argentina	0	0	0	0
2010 Q2	Europe	Armenia	0	0	0	0
2010 Q2	Americas	Aruba	0	0	0	0
2010 Q2	Oceania	Australia	0	0	0	0
2010 Q2	Europe	Austria	0	0	0	0
2010 Q2	Europe	Azerbaijan	1	1	0	0
2010 Q2	Americas	Bahamas, The	0	0	0	0
2010 Q2	Middle East	Bahrain	0	0	0	0
2010 Q2	Asia	Bangladesh	111	63	0	0
2010 Q2	Americas	Barbados	3	0	0	0
2010 Q2	Europe	Belarus	2	0	0	0
2010 Q2	Europe	Belgium	1	0	0	0
2010 Q2	Americas	Belize	0	0	0	0
2010 Q2	Africa	Benin	1	0	0	0
2010 Q2	Americas	Bermuda (British)	0	0	0	0
2010 Q2	Asia	Bhutan	1	1	0	0
2010 Q2	Americas	Bolivia	3	1	0	0
2010 Q2	Americas	Bonaire, Sint Eustatius and Saba	:	:	:	:
2010 Q2	Europe	Bosnia and Herzegovina	2	1	0	0
2010 Q2	Africa	Botswana	2	1	0	0
2010 Q2	Americas	Brazil	32	6	0	0
2010 Q2	Other	British overseas citizens	1	0	0	0
2010 Q2	Asia	Brunei	0	0	0	0



<i>Quarter</i>	<i>Geographical region</i>	<i>Country of nationality</i>	<i>Total adult detainees</i>	<i>Adult asylum detainees</i>	<i>Total child detainees</i>	<i>Child asylum detainees</i>
2010 Q2	Europe	Bulgaria	2	2	0	0
2010 Q2	Africa	Burkina Faso	1	1	0	0
2010 Q2	Asia	Burma	0	0	0	0
2010 Q2	Africa	Burundi	8	8	0	0
2010 Q2	Asia	Cambodia	0	0	0	0
2010 Q2	Africa	Cameroon	14	10	0	0
2010 Q2	Americas	Canada	0	0	0	0
2010 Q2	Africa	Cape Verde	0	0	0	0
2010 Q2	Americas	Cayman Islands (British)	0	0	0	0
2010 Q2	Africa	Central African Republic	0	0	0	0
2010 Q2	Africa	Chad	1	1	0	0
2010 Q2	Americas	Chile	0	0	0	0
2010 Q2	Asia	China	313	245	0	0
2010 Q2	Oceania	Christmas Island	0	0	0	0
2010 Q2	Oceania	Cocos (Keeling) Islands	0	0	0	0
2010 Q2	Americas	Colombia	11	5	0	0
2010 Q2	Africa	Comoros	0	0	0	0
2010 Q2	Africa	Congo	8	4	0	0
2010 Q2	Africa	Congo (Democratic Republic)	48	32	0	0
2010 Q2	Oceania	Cook Islands	0	0	0	0
2010 Q2	Americas	Costa Rica	1	0	0	0
2010 Q2	Europe	Croatia	0	0	0	0
2010 Q2	Americas	Cuba	0	0	0	0
2010 Q2	Americas	Curacao	:	:	:	:
2010 Q2	Europe	Cyprus	0	0	0	0
2010 Q2	Europe	Cyprus (Northern part of)	0	0	0	0
2010 Q2	Europe	Czech Republic	0	0	0	0
2010 Q2	Europe	Denmark	0	0	0	0
2010 Q2	Africa	Djibouti	0	0	0	0
2010 Q2	Americas	Dominica	1	1	0	0
2010 Q2	Americas	Dominican Republic	1	1	0	0
2010 Q2	Asia	East Timor	0	0	0	0
2010 Q2	Americas	Ecuador	1	0	0	0
2010 Q2	Africa	Egypt	9	7	0	0
2010 Q2	Americas	El Salvador	0	0	0	0
2010 Q2	Africa	Equatorial Guinea	0	0	0	0
2010 Q2	Africa	Eritrea	53	51	0	0

<i>Quarter</i>	<i>Geographical region</i>	<i>Country of nationality</i>	<i>Total adult detainees</i>	<i>Adult asylum detainees</i>	<i>Total child detainees</i>	<i>Child asylum detainees</i>
2010 Q2	Europe	Estonia	0	0	0	0
2010 Q2	Africa	Ethiopia	16	15	0	0
2010 Q2	Americas	Falkland Islands (British)	0	0	0	0
2010 Q2	Europe	Faroe Islands	0	0	0	0
2010 Q2	Oceania	Fiji	0	0	0	0
2010 Q2	Europe	Finland	0	0	0	0
2010 Q2	Europe	Former Yugoslavia	0	0	0	0
2010 Q2	Europe	France	3	0	0	0
2010 Q2	Americas	French Guiana	0	0	0	0
2010 Q2	Oceania	French Polynesia	0	0	0	0
2010 Q2	Africa	Gabon	0	0	0	0
2010 Q2	Africa	Gambia, The	30	22	0	0
2010 Q2	Europe	Georgia	2	2	0	0
2010 Q2	Europe	Germany	3	0	0	0
2010 Q2	Africa	Ghana	69	24	0	0
2010 Q2	Europe	Gibraltar (British)	0	0	0	0
2010 Q2	Europe	Greece	0	0	0	0
2010 Q2	Europe	Greenland	0	0	0	0
2010 Q2	Americas	Grenada	2	0	0	0
2010 Q2	Americas	Guadeloupe	0	0	0	0
2010 Q2	Americas	Guam	0	0	0	0
2010 Q2	Americas	Guatemala	0	0	0	0
2010 Q2	Africa	Guinea	12	9	0	0
2010 Q2	Africa	Guinea-Bissau	2	0	0	0
2010 Q2	Americas	Guyana	2	0	0	0
2010 Q2	Americas	Haiti	0	0	0	0
2010 Q2	Oceania	Heard Island and McDonald Islands	0	0	0	0
2010 Q2	Americas	Honduras	0	0	0	0
2010 Q2	Asia	Hong Kong	3	2	0	0
2010 Q2	Europe	Hungary	0	0	0	0
2010 Q2	Europe	Iceland	0	0	0	0
2010 Q2	Asia	India	161	90	0	0
2010 Q2	Asia	Indonesia	0	0	0	0
2010 Q2	Middle East	Iran	67	57	1	1
2010 Q2	Middle East	Iraq	85	74	0	0
2010 Q2	Europe	Ireland	0	0	0	0

<i>Quarter</i>	<i>Geographical region</i>	<i>Country of nationality</i>	<i>Total adult detainees</i>	<i>Adult asylum detainees</i>	<i>Total child detainees</i>	<i>Child asylum detainees</i>
2010 Q2	Middle East	Israel	3	0	0	0
2010 Q2	Europe	Italy	1	0	0	0
2010 Q2	Africa	Ivory Coast	12	8	0	0
2010 Q2	Americas	Jamaica	162	55	0	0
2010 Q2	Asia	Japan	0	0	0	0
2010 Q2	Middle East	Jordan	2	2	0	0
2010 Q2	Europe	Kazakhstan	1	1	0	0
2010 Q2	Africa	Kenya	25	14	0	0
2010 Q2	Oceania	Kiribati	0	0	0	0
2010 Q2	Asia	Korea (North)	1	1	1	1
2010 Q2	Asia	Korea (South)	1	1	0	0
2010 Q2	Europe	Kosovo	10	7	0	0
2010 Q2	Middle East	Kuwait	2	2	0	0
2010 Q2	Europe	Kyrgyzstan	3	2	0	0
2010 Q2	Asia	Laos	0	0	0	0
2010 Q2	Europe	Latvia	4	1	0	0
2010 Q2	Middle East	Lebanon	6	3	0	0
2010 Q2	Africa	Lesotho	0	0	0	0
2010 Q2	Africa	Liberia	9	8	0	0
2010 Q2	Africa	Libya	8	6	0	0
2010 Q2	Europe	Liechtenstein	0	0	0	0
2010 Q2	Europe	Lithuania	2	1	0	0
2010 Q2	Europe	Luxembourg	0	0	0	0
2010 Q2	Asia	Macau	0	0	0	0
2010 Q2	Europe	Macedonia	1	1	0	0
2010 Q2	Africa	Madagascar	0	0	0	0
2010 Q2	Africa	Malawi	13	12	0	0
2010 Q2	Asia	Malaysia	16	4	0	0
2010 Q2	Asia	Maldives	0	0	0	0
2010 Q2	Africa	Mali	1	1	0	0
2010 Q2	Europe	Malta	0	0	0	0
2010 Q2	Oceania	Marshall Islands	0	0	0	0
2010 Q2	Americas	Martinique	0	0	0	0
2010 Q2	Africa	Mauritania	1	0	0	0
2010 Q2	Africa	Mauritius	12	6	0	0
2010 Q2	Africa	Mayotte	0	0	0	0
2010 Q2	Americas	Mexico	2	0	0	0

<i>Quarter</i>	<i>Geographical region</i>	<i>Country of nationality</i>	<i>Total adult detainees</i>	<i>Adult asylum detainees</i>	<i>Total child detainees</i>	<i>Child asylum detainees</i>
2010 Q2	Oceania	Micronesia	0	0	0	0
2010 Q2	Europe	Moldova	7	4	0	0
2010 Q2	Europe	Monaco	0	0	0	0
2010 Q2	Asia	Mongolia	4	3	0	0
2010 Q2	Europe	Montenegro	0	0	0	0
2010 Q2	Americas	Montserrat (British)	0	0	0	0
2010 Q2	Africa	Morocco	25	17	0	0
2010 Q2	Africa	Mozambique	1	1	0	0
2010 Q2	Africa	Namibia	0	0	0	0
2010 Q2	Oceania	Nauru	0	0	0	0
2010 Q2	Asia	Nepal	7	6	0	0
2010 Q2	Europe	Netherlands	5	0	0	0
2010 Q2	Americas	Netherlands Antilles	0	0	0	0
2010 Q2	Oceania	New Caledonia	0	0	0	0
2010 Q2	Oceania	New Zealand	0	0	0	0
2010 Q2	Americas	Nicaragua	0	0	0	0
2010 Q2	Africa	Niger	0	0	0	0
2010 Q2	Africa	Nigeria	267	130	0	0
2010 Q2	Oceania	Niue	0	0	0	0
2010 Q2	Oceania	Norfolk Island	0	0	0	0
2010 Q2	Oceania	Northern Mariana Islands	0	0	0	0
2010 Q2	Europe	Norway	0	0	0	0
2010 Q2	Middle East	Occupied Palestinian Territories	11	8	0	0
2010 Q2	Middle East	Oman	0	0	0	0
2010 Q2	Other	Other and unknown	5	0	0	0
2010 Q2	Asia	Pakistan	228	162	0	0
2010 Q2	Oceania	Palau	0	0	0	0
2010 Q2	Americas	Panama	0	0	0	0
2010 Q2	Oceania	Papua New Guinea	0	0	0	0
2010 Q2	Americas	Paraguay	0	0	0	0
2010 Q2	Americas	Peru	0	0	0	0
2010 Q2	Asia	Philippines	5	0	0	0
2010 Q2	Oceania	Pitcairn Islands (British)	0	0	0	0
2010 Q2	Europe	Poland	7	0	0	0
2010 Q2	Europe	Portugal	7	0	0	0
2010 Q2	Americas	Puerto Rico	0	0	0	0
2010 Q2	Middle East	Qatar	0	0	0	0

<i>Quarter</i>	<i>Geographical region</i>	<i>Country of nationality</i>	<i>Total adult detainees</i>	<i>Adult asylum detainees</i>	<i>Total child detainees</i>	<i>Child asylum detainees</i>
2010 Q2	Africa	Reunion	0	0	0	0
2010 Q2	Europe	Romania	4	0	0	0
2010 Q2	Europe	Russia	8	5	0	0
2010 Q2	Africa	Rwanda	7	6	0	0
2010 Q2	Oceania	Samoa	0	0	0	0
2010 Q2	Europe	San Marino	0	0	0	0
2010 Q2	Africa	Sao Tome and Principe	0	0	0	0
2010 Q2	Middle East	Saudi Arabia	0	0	0	0
2010 Q2	Africa	Senegal	4	2	0	0
2010 Q2	Europe	Serbia	3	2	0	0
2010 Q2	Europe	Serbia and Montenegro	:	:	:	:
2010 Q2	Africa	Seychelles	1	0	0	0
2010 Q2	Africa	Sierra Leone	30	23	0	0
2010 Q2	Asia	Singapore	0	0	0	0
2010 Q2	Europe	Slovakia	0	0	0	0
2010 Q2	Europe	Slovenia	0	0	0	0
2010 Q2	Oceania	Solomon Islands	0	0	0	0
2010 Q2	Africa	Somalia	57	33	0	0
2010 Q2	Africa	South Africa	24	11	0	0
2010 Q2	Americas	South Georgia and South Sandwich Islands	0	0	0	0
2010 Q2	Europe	Spain	3	0	0	0
2010 Q2	Asia	Sri Lanka	54	42	0	0
2010 Q2	Africa	St. Helena (British)	0	0	0	0
2010 Q2	Americas	St. Kitts and Nevis	0	0	0	0
2010 Q2	Americas	St. Lucia	2	0	0	0
2010 Q2	Americas	St. Maarten (Dutch Part)	:	:	:	:
2010 Q2	Americas	St. Martin (French Part)	0	0	0	0
2010 Q2	Americas	St. Pierre and Miquelon	0	0	0	0
2010 Q2	Americas	St. Vincent and the Grenadines	2	2	0	0
2010 Q2	Other	Stateless	1	0	0	0
2010 Q2	Africa	Sudan	34	32	0	0
2010 Q2	Americas	Surinam	0	0	0	0
2010 Q2	Europe	Svalbard and Jan Mayen	0	0	0	0
2010 Q2	Africa	Swaziland	1	0	0	0
2010 Q2	Europe	Sweden	0	0	0	0
2010 Q2	Europe	Switzerland	0	0	0	0

<i>Quarter</i>	<i>Geographical region</i>	<i>Country of nationality</i>	<i>Total adult detainees</i>	<i>Adult asylum detainees</i>	<i>Total child detainees</i>	<i>Child asylum detainees</i>
2010 Q2	Middle East	Syria	5	5	0	0
2010 Q2	Asia	Taiwan	1	0	0	0
2010 Q2	Europe	Tajikistan	0	0	0	0
2010 Q2	Africa	Tanzania	6	4	0	0
2010 Q2	Asia	Thailand	3	2	0	0
2010 Q2	Africa	Togo	4	3	0	0
2010 Q2	Oceania	Tokelau	0	0	0	0
2010 Q2	Oceania	Tonga	0	0	0	0
2010 Q2	Americas	Trinidad and Tobago	3	0	0	0
2010 Q2	Africa	Tunisia	3	1	0	0
2010 Q2	Europe	Turkey	39	27	0	0
2010 Q2	Europe	Turkmenistan	0	0	0	0
2010 Q2	Americas	Turks and Caicos Islands (British)	0	0	0	0
2010 Q2	Oceania	Tuvalu	0	0	0	0
2010 Q2	Africa	Uganda	31	18	0	0
2010 Q2	Europe	Ukraine	16	4	0	0
2010 Q2	Middle East	United Arab Emirates	0	0	0	0
2010 Q2	Americas	United States	9	2	0	0
2010 Q2	Americas	Uruguay	0	0	0	0
2010 Q2	Europe	Uzbekistan	4	3	0	0
2010 Q2	Oceania	Vanuatu	0	0	0	0
2010 Q2	Europe	Vatican City	0	0	0	0
2010 Q2	Americas	Venezuela	3	0	0	0
2010 Q2	Asia	Vietnam	92	55	0	0
2010 Q2	Americas	Virgin Islands (British)	0	0	0	0
2010 Q2	Americas	Virgin Islands (US)	0	0	0	0
2010 Q2	Oceania	Wallis and Futuna	0	0	0	0
2010 Q2	Africa	Western Sahara	0	0	0	0
2010 Q2	Middle East	Yemen	2	1	0	0
2010 Q2	Africa	Zambia	7	4	0	0
2010 Q2	Africa	Zimbabwe	29	19	0	0
2010 Q3	Total	*Total	2,884	1,789	5	5
2010 Q3	Africa	*Total Africa	957	584	0	0
2010 Q3	Americas	*Total Americas	202	66	0	0
2010 Q3	Asia	*Total Asia	1,286	835	4	4
2010 Q3	Europe	*Total Europe	194	91	0	0

<i>Quarter</i>	<i>Geographical region</i>	<i>Country of nationality</i>	<i>Total adult detainees</i>	<i>Adult asylum detainees</i>	<i>Total child detainees</i>	<i>Child asylum detainees</i>
2010 Q3	Middle East	*Total Middle East	237	210	1	1
2010 Q3	Oceania	*Total Oceania	1	0	0	0
2010 Q3	Other	*Total Other	7	3	0	0
2010 Q3	Asia	Afghanistan	159	153	0	0
2010 Q3	Europe	Albania	32	20	0	0
2010 Q3	Africa	Algeria	85	49	0	0
2010 Q3	Oceania	American Samoa	0	0	0	0
2010 Q3	Europe	Andorra	0	0	0	0
2010 Q3	Africa	Angola	13	8	0	0
2010 Q3	Americas	Anguilla (British)	0	0	0	0
2010 Q3	Americas	Antigua and Barbuda	0	0	0	0
2010 Q3	Americas	Argentina	0	0	0	0
2010 Q3	Europe	Armenia	0	0	0	0
2010 Q3	Americas	Aruba	0	0	0	0
2010 Q3	Oceania	Australia	1	0	0	0
2010 Q3	Europe	Austria	0	0	0	0
2010 Q3	Europe	Azerbaijan	0	0	0	0
2010 Q3	Americas	Bahamas, The	0	0	0	0
2010 Q3	Middle East	Bahrain	0	0	0	0
2010 Q3	Asia	Bangladesh	172	71	0	0
2010 Q3	Americas	Barbados	3	0	0	0
2010 Q3	Europe	Belarus	2	1	0	0
2010 Q3	Europe	Belgium	1	0	0	0
2010 Q3	Americas	Belize	0	0	0	0
2010 Q3	Africa	Benin	1	1	0	0
2010 Q3	Americas	Bermuda (British)	0	0	0	0
2010 Q3	Asia	Bhutan	0	0	0	0
2010 Q3	Americas	Bolivia	5	1	0	0
2010 Q3	Americas	Bonaire, Sint Eustatius and Saba	:	:	:	:
2010 Q3	Europe	Bosnia and Herzegovina	2	2	0	0
2010 Q3	Africa	Botswana	4	2	0	0
2010 Q3	Americas	Brazil	24	1	0	0
2010 Q3	Other	British overseas citizens	1	0	0	0
2010 Q3	Asia	Brunei	0	0	0	0
2010 Q3	Europe	Bulgaria	0	0	0	0
2010 Q3	Africa	Burkina	0	0	0	0
2010 Q3	Asia	Burma	2	2	0	0

<i>Quarter</i>	<i>Geographical region</i>	<i>Country of nationality</i>	<i>Total adult detainees</i>	<i>Adult asylum detainees</i>	<i>Total child detainees</i>	<i>Child asylum detainees</i>
2010 Q3	Africa	Burundi	8	8	0	0
2010 Q3	Asia	Cambodia	0	0	0	0
2010 Q3	Africa	Cameroon	15	9	0	0
2010 Q3	Americas	Canada	1	1	0	0
2010 Q3	Africa	Cape Verde	0	0	0	0
2010 Q3	Americas	Cayman Islands (British)	0	0	0	0
2010 Q3	Africa	Central African Republic	0	0	0	0
2010 Q3	Africa	Chad	0	0	0	0
2010 Q3	Americas	Chile	1	0	0	0
2010 Q3	Asia	China	238	189	0	0
2010 Q3	Oceania	Christmas Island	0	0	0	0
2010 Q3	Oceania	Cocos (Keeling) Islands	0	0	0	0
2010 Q3	Americas	Colombia	4	2	0	0
2010 Q3	Africa	Comoros	0	0	0	0
2010 Q3	Africa	Congo	7	5	0	0
2010 Q3	Africa	Congo (Democratic Republic)	49	34	0	0
2010 Q3	Oceania	Cook Islands	0	0	0	0
2010 Q3	Americas	Costa Rica	0	0	0	0
2010 Q3	Europe	Croatia	0	0	0	0
2010 Q3	Americas	Cuba	0	0	0	0
2010 Q3	Americas	Curacao	:	:	:	:
2010 Q3	Europe	Cyprus	0	0	0	0
2010 Q3	Europe	Cyprus (Northern part of)	1	0	0	0
2010 Q3	Europe	Czech Republic	2	1	0	0
2010 Q3	Europe	Denmark	0	0	0	0
2010 Q3	Africa	Djibouti	0	0	0	0
2010 Q3	Americas	Dominica	2	1	0	0
2010 Q3	Americas	Dominican Republic	1	1	0	0
2010 Q3	Asia	East Timor	0	0	0	0
2010 Q3	Americas	Ecuador	6	2	0	0
2010 Q3	Africa	Egypt	14	9	0	0
2010 Q3	Americas	El Salvador	0	0	0	0
2010 Q3	Africa	Equatorial Guinea	0	0	0	0
2010 Q3	Africa	Eritrea	63	59	0	0
2010 Q3	Europe	Estonia	0	0	0	0
2010 Q3	Africa	Ethiopia	17	15	0	0
2010 Q3	Americas	Falkland Islands (British)	0	0	0	0



<i>Quarter</i>	<i>Geographical region</i>	<i>Country of nationality</i>	<i>Total adult detainees</i>	<i>Adult asylum detainees</i>	<i>Total child detainees</i>	<i>Child asylum detainees</i>
2010 Q3	Europe	Faroe Islands	0	0	0	0
2010 Q3	Oceania	Fiji	0	0	0	0
2010 Q3	Europe	Finland	0	0	0	0
2010 Q3	Europe	Former Yugoslavia	3	2	0	0
2010 Q3	Europe	France	3	0	0	0
2010 Q3	Americas	French Guiana	0	0	0	0
2010 Q3	Oceania	French Polynesia	0	0	0	0
2010 Q3	Africa	Gabon	0	0	0	0
2010 Q3	Africa	Gambia, The	35	21	0	0
2010 Q3	Europe	Georgia	4	3	0	0
2010 Q3	Europe	Germany	1	0	0	0
2010 Q3	Africa	Ghana	66	35	0	0
2010 Q3	Europe	Gibraltar (British)	0	0	0	0
2010 Q3	Europe	Greece	1	0	0	0
2010 Q3	Europe	Greenland	0	0	0	0
2010 Q3	Americas	Grenada	2	0	0	0
2010 Q3	Americas	Guadeloupe	0	0	0	0
2010 Q3	Americas	Guam	0	0	0	0
2010 Q3	Americas	Guatemala	0	0	0	0
2010 Q3	Africa	Guinea	8	7	0	0
2010 Q3	Africa	Guinea-Bissau	1	0	0	0
2010 Q3	Americas	Guyana	1	0	0	0
2010 Q3	Americas	Haiti	0	0	0	0
2010 Q3	Oceania	Heard Island and McDonald Islands	0	0	0	0
2010 Q3	Americas	Honduras	0	0	0	0
2010 Q3	Asia	Hong Kong	3	1	0	0
2010 Q3	Europe	Hungary	0	0	0	0
2010 Q3	Europe	Iceland	0	0	0	0
2010 Q3	Asia	India	254	114	0	0
2010 Q3	Asia	Indonesia	1	1	0	0
2010 Q3	Middle East	Iran	75	65	1	1
2010 Q3	Middle East	Iraq	130	121	0	0
2010 Q3	Europe	Ireland	0	0	0	0
2010 Q3	Middle East	Israel	1	0	0	0
2010 Q3	Europe	Italy	2	0	0	0
2010 Q3	Africa	Ivory Coast	14	9	0	0

<i>Quarter</i>	<i>Geographical region</i>	<i>Country of nationality</i>	<i>Total adult detainees</i>	<i>Adult asylum detainees</i>	<i>Total child detainees</i>	<i>Child asylum detainees</i>
2010 Q3	Americas	Jamaica	138	54	0	0
2010 Q3	Asia	Japan	0	0	0	0
2010 Q3	Middle East	Jordan	2	2	0	0
2010 Q3	Europe	Kazakhstan	1	1	0	0
2010 Q3	Africa	Kenya	22	15	0	0
2010 Q3	Oceania	Kiribati	0	0	0	0
2010 Q3	Asia	Korea (North)	1	1	0	0
2010 Q3	Asia	Korea (South)	1	0	0	0
2010 Q3	Europe	Kosovo	17	14	0	0
2010 Q3	Middle East	Kuwait	3	3	0	0
2010 Q3	Europe	Kyrgyzstan	0	0	0	0
2010 Q3	Asia	Laos	0	0	0	0
2010 Q3	Europe	Latvia	2	0	0	0
2010 Q3	Middle East	Lebanon	5	3	0	0
2010 Q3	Africa	Lesotho	0	0	0	0
2010 Q3	Africa	Liberia	11	10	0	0
2010 Q3	Africa	Libya	4	3	0	0
2010 Q3	Europe	Liechtenstein	0	0	0	0
2010 Q3	Europe	Lithuania	5	0	0	0
2010 Q3	Europe	Luxembourg	0	0	0	0
2010 Q3	Asia	Macau	0	0	0	0
2010 Q3	Europe	Macedonia	2	2	0	0
2010 Q3	Africa	Madagascar	0	0	0	0
2010 Q3	Africa	Malawi	22	17	0	0
2010 Q3	Asia	Malaysia	12	3	0	0
2010 Q3	Asia	Maldives	0	0	0	0
2010 Q3	Africa	Mali	2	1	0	0
2010 Q3	Europe	Malta	0	0	0	0
2010 Q3	Oceania	Marshall Islands	0	0	0	0
2010 Q3	Americas	Martinique	0	0	0	0
2010 Q3	Africa	Mauritania	0	0	0	0
2010 Q3	Africa	Mauritius	8	3	0	0
2010 Q3	Africa	Mayotte	0	0	0	0
2010 Q3	Americas	Mexico	0	0	0	0
2010 Q3	Oceania	Micronesia	0	0	0	0
2010 Q3	Europe	Moldova	4	4	0	0
2010 Q3	Europe	Monaco	0	0	0	0

<i>Quarter</i>	<i>Geographical region</i>	<i>Country of nationality</i>	<i>Total adult detainees</i>	<i>Adult asylum detainees</i>	<i>Total child detainees</i>	<i>Child asylum detainees</i>
2010 Q3	Asia	Mongolia	4	1	0	0
2010 Q3	Europe	Montenegro	0	0	0	0
2010 Q3	Americas	Montserrat (British)	0	0	0	0
2010 Q3	Africa	Morocco	18	11	0	0
2010 Q3	Africa	Mozambique	0	0	0	0
2010 Q3	Africa	Namibia	2	1	0	0
2010 Q3	Oceania	Nauru	0	0	0	0
2010 Q3	Asia	Nepal	7	5	0	0
2010 Q3	Europe	Netherlands	1	0	0	0
2010 Q3	Americas	Netherlands Antilles	0	0	0	0
2010 Q3	Oceania	New Caledonia	0	0	0	0
2010 Q3	Oceania	New Zealand	0	0	0	0
2010 Q3	Americas	Nicaragua	0	0	0	0
2010 Q3	Africa	Niger	1	1	0	0
2010 Q3	Africa	Nigeria	237	102	0	0
2010 Q3	Oceania	Niue	0	0	0	0
2010 Q3	Oceania	Norfolk Island	0	0	0	0
2010 Q3	Oceania	Northern Mariana Islands	0	0	0	0
2010 Q3	Europe	Norway	1	0	0	0
2010 Q3	Middle East	Occupied Palestinian Territories	12	9	0	0
2010 Q3	Middle East	Oman	0	0	0	0
2010 Q3	Other	Other and unknown	4	1	0	0
2010 Q3	Asia	Pakistan	246	161	4	4
2010 Q3	Oceania	Palau	0	0	0	0
2010 Q3	Americas	Panama	0	0	0	0
2010 Q3	Oceania	Papua New Guinea	0	0	0	0
2010 Q3	Americas	Paraguay	0	0	0	0
2010 Q3	Americas	Peru	2	0	0	0
2010 Q3	Asia	Philippines	7	0	0	0
2010 Q3	Oceania	Pitcairn Islands (British)	0	0	0	0
2010 Q3	Europe	Poland	16	0	0	0
2010 Q3	Europe	Portugal	13	0	0	0
2010 Q3	Americas	Puerto Rico	0	0	0	0
2010 Q3	Middle East	Qatar	0	0	0	0
2010 Q3	Africa	Reunion	0	0	0	0
2010 Q3	Europe	Romania	3	0	0	0
2010 Q3	Europe	Russia	10	5	0	0

<i>Quarter</i>	<i>Geographical region</i>	<i>Country of nationality</i>	<i>Total adult detainees</i>	<i>Adult asylum detainees</i>	<i>Total child detainees</i>	<i>Child asylum detainees</i>
2010 Q3	Africa	Rwanda	6	4	0	0
2010 Q3	Oceania	Samoa	0	0	0	0
2010 Q3	Europe	San Marino	0	0	0	0
2010 Q3	Africa	Sao Tome and Principe	0	0	0	0
2010 Q3	Middle East	Saudi Arabia	0	0	0	0
2010 Q3	Africa	Senegal	3	2	0	0
2010 Q3	Europe	Serbia	2	2	0	0
2010 Q3	Europe	Serbia and Montenegro	:	:	:	:
2010 Q3	Africa	Seychelles	0	0	0	0
2010 Q3	Africa	Sierra Leone	23	18	0	0
2010 Q3	Asia	Singapore	2	0	0	0
2010 Q3	Europe	Slovakia	0	0	0	0
2010 Q3	Europe	Slovenia	0	0	0	0
2010 Q3	Oceania	Solomon Islands	0	0	0	0
2010 Q3	Africa	Somalia	58	32	0	0
2010 Q3	Africa	South Africa	19	11	0	0
2010 Q3	Americas	South Georgia and South Sandwich Islands	0	0	0	0
2010 Q3	Europe	Spain	4	0	0	0
2010 Q3	Asia	Sri Lanka	79	61	0	0
2010 Q3	Africa	St. Helena (British)	0	0	0	0
2010 Q3	Americas	St. Kitts and Nevis	0	0	0	0
2010 Q3	Americas	St. Lucia	4	0	0	0
2010 Q3	Americas	St. Maarten (Dutch Part)	:	:	:	:
2010 Q3	Americas	St. Martin (French Part)	0	0	0	0
2010 Q3	Americas	St. Pierre and Miquelon	0	0	0	0
2010 Q3	Americas	St. Vincent and the Grenadines	0	0	0	0
2010 Q3	Other	Stateless	2	2	0	0
2010 Q3	Africa	Sudan	37	34	0	0
2010 Q3	Americas	Surinam	0	0	0	0
2010 Q3	Europe	Svalbard and Jan Mayen	0	0	0	0
2010 Q3	Africa	Swaziland	0	0	0	0
2010 Q3	Europe	Sweden	1	0	0	0
2010 Q3	Europe	Switzerland	0	0	0	0
2010 Q3	Middle East	Syria	8	7	0	0
2010 Q3	Asia	Taiwan	1	0	0	0
2010 Q3	Europe	Tajikistan	0	0	0	0

<i>Quarter</i>	<i>Geographical region</i>	<i>Country of nationality</i>	<i>Total adult detainees</i>	<i>Adult asylum detainees</i>	<i>Total child detainees</i>	<i>Child asylum detainees</i>
2010 Q3	Africa	Tanzania	5	5	0	0
2010 Q3	Asia	Thailand	2	1	0	0
2010 Q3	Africa	Togo	3	2	0	0
2010 Q3	Oceania	Tokelau	0	0	0	0
2010 Q3	Oceania	Tonga	0	0	0	0
2010 Q3	Americas	Trinidad and Tobago	6	2	0	0
2010 Q3	Africa	Tunisia	6	4	0	0
2010 Q3	Europe	Turkey	39	29	0	0
2010 Q3	Europe	Turkmenistan	1	0	0	0
2010 Q3	Americas	Turks and Caicos Islands (British)	0	0	0	0
2010 Q3	Oceania	Tuvalu	0	0	0	0
2010 Q3	Africa	Uganda	33	18	0	0
2010 Q3	Europe	Ukraine	16	4	0	0
2010 Q3	Middle East	United Arab Emirates	0	0	0	0
2010 Q3	Americas	United States	1	1	0	0
2010 Q3	Americas	Uruguay	0	0	0	0
2010 Q3	Europe	Uzbekistan	2	1	0	0
2010 Q3	Oceania	Vanuatu	0	0	0	0
2010 Q3	Europe	Vatican City	0	0	0	0
2010 Q3	Americas	Venezuela	1	0	0	0
2010 Q3	Asia	Vietnam	95	71	0	0
2010 Q3	Americas	Virgin Islands (British)	0	0	0	0
2010 Q3	Americas	Virgin Islands (US)	0	0	0	0
2010 Q3	Oceania	Wallis and Futuna	0	0	0	0
2010 Q3	Africa	Western Sahara	1	1	0	0
2010 Q3	Middle East	Yemen	1	0	0	0
2010 Q3	Africa	Zambia	4	2	0	0
2010 Q3	Africa	Zimbabwe	32	16	0	0
2010 Q4	Total	*Total	2,525	1,612	0	0
2010 Q4	Africa	*Total Africa	890	541	0	0
2010 Q4	Americas	*Total Americas	156	60	0	0
2010 Q4	Asia	*Total Asia	1,170	805	0	0
2010 Q4	Europe	*Total Europe	153	74	0	0
2010 Q4	Middle East	*Total Middle East	138	120	0	0
2010 Q4	Oceania	*Total Oceania	1	0	0	0
2010 Q4	Other	*Total Other	17	12	0	0

<i>Quarter</i>	<i>Geographical region</i>	<i>Country of nationality</i>	<i>Total adult detainees</i>	<i>Adult asylum detainees</i>	<i>Total child detainees</i>	<i>Child asylum detainees</i>
2010 Q4	Asia	Afghanistan	173	165	0	0
2010 Q4	Europe	Albania	29	21	0	0
2010 Q4	Africa	Algeria	99	64	0	0
2010 Q4	Oceania	American Samoa	0	0	0	0
2010 Q4	Europe	Andorra	0	0	0	0
2010 Q4	Africa	Angola	13	12	0	0
2010 Q4	Americas	Anguilla (British)	0	0	0	0
2010 Q4	Americas	Antigua and Barbuda	2	1	0	0
2010 Q4	Americas	Argentina	0	0	0	0
2010 Q4	Europe	Armenia	1	1	0	0
2010 Q4	Americas	Aruba	0	0	0	0
2010 Q4	Oceania	Australia	1	0	0	0
2010 Q4	Europe	Austria	1	0	0	0
2010 Q4	Europe	Azerbaijan	0	0	0	0
2010 Q4	Americas	Bahamas, The	1	0	0	0
2010 Q4	Middle East	Bahrain	0	0	0	0
2010 Q4	Asia	Bangladesh	106	54	0	0
2010 Q4	Americas	Barbados	2	0	0	0
2010 Q4	Europe	Belarus	4	2	0	0
2010 Q4	Europe	Belgium	1	0	0	0
2010 Q4	Americas	Belize	0	0	0	0
2010 Q4	Africa	Benin	0	0	0	0
2010 Q4	Americas	Bermuda (British)	0	0	0	0
2010 Q4	Asia	Bhutan	1	1	0	0
2010 Q4	Americas	Bolivia	6	3	0	0
2010 Q4	Americas	Bonaire, Sint Eustatius and Saba	:	:	:	:
2010 Q4	Europe	Bosnia and Herzegovina	2	2	0	0
2010 Q4	Africa	Botswana	1	1	0	0
2010 Q4	Americas	Brazil	10	0	0	0
2010 Q4	Other	British overseas citizens	1	0	0	0
2010 Q4	Asia	Brunei	0	0	0	0
2010 Q4	Europe	Bulgaria	0	0	0	0
2010 Q4	Africa	Burkina Faso	0	0	0	0
2010 Q4	Asia	Burma	0	0	0	0
2010 Q4	Africa	Burundi	6	6	0	0
2010 Q4	Asia	Cambodia	0	0	0	0
2010 Q4	Africa	Cameroon	21	16	0	0

<i>Quarter</i>	<i>Geographical region</i>	<i>Country of nationality</i>	<i>Total adult detainees</i>	<i>Adult asylum detainees</i>	<i>Total child detainees</i>	<i>Child asylum detainees</i>
2010 Q4	Americas	Canada	0	0	0	0
2010 Q4	Africa	Cape Verde	0	0	0	0
2010 Q4	Americas	Cayman Islands (British)	0	0	0	0
2010 Q4	Africa	Central African Republic	0	0	0	0
2010 Q4	Africa	Chad	1	1	0	0
2010 Q4	Americas	Chile	0	0	0	0
2010 Q4	Asia	China	214	166	0	0
2010 Q4	Oceania	Christmas Island	0	0	0	0
2010 Q4	Oceania	Cocos (Keeling) Islands	0	0	0	0
2010 Q4	Americas	Colombia	2	2	0	0
2010 Q4	Africa	Comoros	0	0	0	0
2010 Q4	Africa	Congo	6	4	0	0
2010 Q4	Africa	Congo (Democratic Republic)	39	26	0	0
2010 Q4	Oceania	Cook Islands	0	0	0	0
2010 Q4	Americas	Costa Rica	0	0	0	0
2010 Q4	Europe	Croatia	0	0	0	0
2010 Q4	Americas	Cuba	0	0	0	0
2010 Q4	Americas	Curacao	:	:	:	:
2010 Q4	Europe	Cyprus	0	0	0	0
2010 Q4	Europe	Cyprus (Northern part of)	0	0	0	0
2010 Q4	Europe	Czech Republic	1	1	0	0
2010 Q4	Europe	Denmark	0	0	0	0
2010 Q4	Africa	Djibouti	0	0	0	0
2010 Q4	Americas	Dominica	1	1	0	0
2010 Q4	Americas	Dominican Republic	0	0	0	0
2010 Q4	Asia	East Timor	0	0	0	0
2010 Q4	Americas	Ecuador	4	1	0	0
2010 Q4	Africa	Egypt	13	10	0	0
2010 Q4	Americas	El Salvador	2	2	0	0
2010 Q4	Africa	Equatorial Guinea	0	0	0	0
2010 Q4	Africa	Eritrea	47	44	0	0
2010 Q4	Europe	Estonia	0	0	0	0
2010 Q4	Africa	Ethiopia	14	13	0	0
2010 Q4	Americas	Falkland Islands (British)	0	0	0	0
2010 Q4	Europe	Faroe Islands	0	0	0	0
2010 Q4	Oceania	Fiji	0	0	0	0
2010 Q4	Europe	Finland	0	0	0	0

<i>Quarter</i>	<i>Geographical region</i>	<i>Country of nationality</i>	<i>Total adult detainees</i>	<i>Adult asylum detainees</i>	<i>Total child detainees</i>	<i>Child asylum detainees</i>
2010 Q4	Europe	Former Yugoslavia	1	0	0	0
2010 Q4	Europe	France	3	0	0	0
2010 Q4	Americas	French Guiana	0	0	0	0
2010 Q4	Oceania	French Polynesia	0	0	0	0
2010 Q4	Africa	Gabon	0	0	0	0
2010 Q4	Africa	Gambia, The	30	13	0	0
2010 Q4	Europe	Georgia	5	3	0	0
2010 Q4	Europe	Germany	2	0	0	0
2010 Q4	Africa	Ghana	54	18	0	0
2010 Q4	Europe	Gibraltar (British)	0	0	0	0
2010 Q4	Europe	Greece	0	0	0	0
2010 Q4	Europe	Greenland	0	0	0	0
2010 Q4	Americas	Grenada	0	0	0	0
2010 Q4	Americas	Guadeloupe	0	0	0	0
2010 Q4	Americas	Guam	0	0	0	0
2010 Q4	Americas	Guatemala	0	0	0	0
2010 Q4	Africa	Guinea	6	4	0	0
2010 Q4	Africa	Guinea-Bissau	1	0	0	0
2010 Q4	Americas	Guyana	2	1	0	0
2010 Q4	Americas	Haiti	0	0	0	0
2010 Q4	Oceania	Heard Island and McDonald Islands	0	0	0	0
2010 Q4	Americas	Honduras	0	0	0	0
2010 Q4	Asia	Hong Kong	1	1	0	0
2010 Q4	Europe	Hungary	0	0	0	0
2010 Q4	Europe	Iceland	0	0	0	0
2010 Q4	Asia	India	226	131	0	0
2010 Q4	Asia	Indonesia	0	0	0	0
2010 Q4	Middle East	Iran	55	51	0	0
2010 Q4	Middle East	Iraq	62	55	0	0
2010 Q4	Europe	Ireland	0	0	0	0
2010 Q4	Middle East	Israel	2	0	0	0
2010 Q4	Europe	Italy	4	0	0	0
2010 Q4	Africa	Ivory Coast	11	8	0	0
2010 Q4	Americas	Jamaica	113	48	0	0
2010 Q4	Asia	Japan	0	0	0	0
2010 Q4	Middle East	Jordan	0	0	0	0



<i>Quarter</i>	<i>Geographical region</i>	<i>Country of nationality</i>	<i>Total adult detainees</i>	<i>Adult asylum detainees</i>	<i>Total child detainees</i>	<i>Child asylum detainees</i>
2010 Q4	Europe	Kazakhstan	0	0	0	0
2010 Q4	Africa	Kenya	18	14	0	0
2010 Q4	Oceania	Kiribati	0	0	0	0
2010 Q4	Asia	Korea (North)	1	1	0	0
2010 Q4	Asia	Korea (South)	1	1	0	0
2010 Q4	Europe	Kosovo	10	9	0	0
2010 Q4	Middle East	Kuwait	2	2	0	0
2010 Q4	Europe	Kyrgyzstan	0	0	0	0
2010 Q4	Asia	Laos	1	1	0	0
2010 Q4	Europe	Latvia	2	0	0	0
2010 Q4	Middle East	Lebanon	4	3	0	0
2010 Q4	Africa	Lesotho	0	0	0	0
2010 Q4	Africa	Liberia	7	7	0	0
2010 Q4	Africa	Libya	4	4	0	0
2010 Q4	Europe	Liechtenstein	0	0	0	0
2010 Q4	Europe	Lithuania	2	0	0	0
2010 Q4	Europe	Luxembourg	0	0	0	0
2010 Q4	Asia	Macau	0	0	0	0
2010 Q4	Europe	Macedonia	3	3	0	0
2010 Q4	Africa	Madagascar	0	0	0	0
2010 Q4	Africa	Malawi	9	6	0	0
2010 Q4	Asia	Malaysia	19	4	0	0
2010 Q4	Asia	Maldives	0	0	0	0
2010 Q4	Africa	Mali	2	1	0	0
2010 Q4	Europe	Malta	0	0	0	0
2010 Q4	Oceania	Marshall Islands	0	0	0	0
2010 Q4	Americas	Martinique	0	0	0	0
2010 Q4	Africa	Mauritania	0	0	0	0
2010 Q4	Africa	Mauritius	9	2	0	0
2010 Q4	Africa	Mayotte	0	0	0	0
2010 Q4	Americas	Mexico	0	0	0	0
2010 Q4	Oceania	Micronesia	0	0	0	0
2010 Q4	Europe	Moldova	2	2	0	0
2010 Q4	Europe	Monaco	0	0	0	0
2010 Q4	Asia	Mongolia	6	6	0	0
2010 Q4	Europe	Montenegro	0	0	0	0
2010 Q4	Americas	Montserrat (British)	0	0	0	0

<i>Quarter</i>	<i>Geographical region</i>	<i>Country of nationality</i>	<i>Total adult detainees</i>	<i>Adult asylum detainees</i>	<i>Total child detainees</i>	<i>Child asylum detainees</i>
2010 Q4	Africa	Morocco	18	9	0	0
2010 Q4	Africa	Mozambique	1	1	0	0
2010 Q4	Africa	Namibia	3	2	0	0
2010 Q4	Oceania	Nauru	0	0	0	0
2010 Q4	Asia	Nepal	2	0	0	0
2010 Q4	Europe	Netherlands	2	0	0	0
2010 Q4	Americas	Netherlands Antilles	0	0	0	0
2010 Q4	Oceania	New Caledonia	0	0	0	0
2010 Q4	Oceania	New Zealand	0	0	0	0
2010 Q4	Americas	Nicaragua	0	0	0	0
2010 Q4	Africa	Niger	2	2	0	0
2010 Q4	Africa	Nigeria	246	115	0	0
2010 Q4	Oceania	Niue	0	0	0	0
2010 Q4	Oceania	Norfolk Island	0	0	0	0
2010 Q4	Oceania	Northern Mariana Islands	0	0	0	0
2010 Q4	Europe	Norway	0	0	0	0
2010 Q4	Middle East	Occupied Palestinian Territories	9	7	0	0
2010 Q4	Middle East	Oman	0	0	0	0
2010 Q4	Other	Other and unknown	7	3	0	0
2010 Q4	Asia	Pakistan	241	145	0	0
2010 Q4	Oceania	Palau	0	0	0	0
2010 Q4	Americas	Panama	0	0	0	0
2010 Q4	Oceania	Papua New Guinea	0	0	0	0
2010 Q4	Americas	Paraguay	0	0	0	0
2010 Q4	Americas	Peru	0	0	0	0
2010 Q4	Asia	Philippines	7	2	0	0
2010 Q4	Oceania	Pitcairn Islands (British)	0	0	0	0
2010 Q4	Europe	Poland	11	0	0	0
2010 Q4	Europe	Portugal	10	0	0	0
2010 Q4	Americas	Puerto Rico	0	0	0	0
2010 Q4	Middle East	Qatar	0	0	0	0
2010 Q4	Africa	Reunion	0	0	0	0
2010 Q4	Europe	Romania	5	0	0	0
2010 Q4	Europe	Russia	9	7	0	0
2010 Q4	Africa	Rwanda	6	5	0	0
2010 Q4	Oceania	Samoa	0	0	0	0
2010 Q4	Europe	San Marino	0	0	0	0

<i>Quarter</i>	<i>Geographical region</i>	<i>Country of nationality</i>	<i>Total adult detainees</i>	<i>Adult asylum detainees</i>	<i>Total child detainees</i>	<i>Child asylum detainees</i>
2010 Q4	Africa	Sao Tome and Principe	0	0	0	0
2010 Q4	Middle East	Saudi Arabia	0	0	0	0
2010 Q4	Africa	Senegal	1	1	0	0
2010 Q4	Europe	Serbia	1	1	0	0
2010 Q4	Europe	Serbia and Montenegro	:	:	:	:
2010 Q4	Africa	Seychelles	1	0	0	0
2010 Q4	Africa	Sierra Leone	24	16	0	0
2010 Q4	Asia	Singapore	1	0	0	0
2010 Q4	Europe	Slovakia	0	0	0	0
2010 Q4	Europe	Slovenia	0	0	0	0
2010 Q4	Oceania	Solomon Islands	0	0	0	0
2010 Q4	Africa	Somalia	52	29	0	0
2010 Q4	Africa	South Africa	14	8	0	0
2010 Q4	Americas	South Georgia and South Sandwich Islands	0	0	0	0
2010 Q4	Europe	Spain	2	0	0	0
2010 Q4	Asia	Sri Lanka	91	82	0	0
2010 Q4	Africa	St. Helena (British)	0	0	0	0
2010 Q4	Americas	St. Kitts and Nevis	0	0	0	0
2010 Q4	Americas	St. Lucia	2	0	0	0
2010 Q4	Americas	St. Maarten (Dutch Part)	:	:	:	:
2010 Q4	Americas	St. Martin (French Part)	0	0	0	0
2010 Q4	Americas	St. Pierre and Miquelon	0	0	0	0
2010 Q4	Americas	St. Vincent and the Grenadines	0	0	0	0
2010 Q4	Other	Stateless	9	9	0	0
2010 Q4	Africa	Sudan	40	39	0	0
2010 Q4	Americas	Surinam	0	0	0	0
2010 Q4	Europe	Svalbard and Jan Mayen	0	0	0	0
2010 Q4	Africa	Swaziland	0	0	0	0
2010 Q4	Europe	Sweden	0	0	0	0
2010 Q4	Europe	Switzerland	1	0	0	0
2010 Q4	Middle East	Syria	2	1	0	0
2010 Q4	Asia	Taiwan	1	1	0	0
2010 Q4	Europe	Tajikistan	1	0	0	0
2010 Q4	Africa	Tanzania	5	3	0	0
2010 Q4	Asia	Thailand	3	0	0	0
2010 Q4	Africa	Togo	3	2	0	0

<i>Quarter</i>	<i>Geographical region</i>	<i>Country of nationality</i>	<i>Total adult detainees</i>	<i>Adult asylum detainees</i>	<i>Total child detainees</i>	<i>Child asylum detainees</i>
2010 Q4	Oceania	Tokelau	0	0	0	0
2010 Q4	Oceania	Tonga	0	0	0	0
2010 Q4	Americas	Trinidad and Tobago	1	0	0	0
2010 Q4	Africa	Tunisia	5	2	0	0
2010 Q4	Europe	Turkey	23	18	0	0
2010 Q4	Europe	Turkmenistan	0	0	0	0
2010 Q4	Americas	Turks and Caicos Islands				
		(British)	0	0	0	0
2010 Q4	Oceania	Tuvalu	0	0	0	0
2010 Q4	Africa	Uganda	23	18	0	0
2010 Q4	Europe	Ukraine	14	4	0	0
2010 Q4	Middle East	United Arab Emirates	0	0	0	0
2010 Q4	Americas	United States	6	0	0	0
2010 Q4	Americas	Uruguay	0	0	0	0
2010 Q4	Europe	Uzbekistan	1	0	0	0
2010 Q4	Oceania	Vanuatu	0	0	0	0
2010 Q4	Europe	Vatican City	0	0	0	0
2010 Q4	Americas	Venezuela	2	1	0	0
2010 Q4	Asia	Vietnam	75	44	0	0
2010 Q4	Americas	Virgin Islands (British)	0	0	0	0
2010 Q4	Americas	Virgin Islands (US)	0	0	0	0
2010 Q4	Oceania	Wallis and Futuna	0	0	0	0
2010 Q4	Africa	Western Sahara	0	0	0	0
2010 Q4	Middle East	Yemen	2	1	0	0
2010 Q4	Africa	Zambia	6	1	0	0
2010 Q4	Africa	Zimbabwe	29	14	0	0
2011 Q1	Total	*Total	2,654	1,529	0	0
2011 Q1	Africa	*Total Africa	888	504	0	0
2011 Q1	Americas	*Total Americas	178	49	0	0
2011 Q1	Asia	*Total Asia	1,279	777	0	0
2011 Q1	Europe	*Total Europe	163	75	0	0
2011 Q1	Middle East	*Total Middle East	135	119	0	0
2011 Q1	Oceania	*Total Oceania	0	0	0	0
2011 Q1	Other	*Total Other	11	5	0	0
2011 Q1	Asia	Afghanistan	132	124	0	0
2011 Q1	Europe	Albania	28	21	0	0
2011 Q1	Africa	Algeria	91	64	0	0

<i>Quarter</i>	<i>Geographical region</i>	<i>Country of nationality</i>	<i>Total adult detainees</i>	<i>Adult asylum detainees</i>	<i>Total child detainees</i>	<i>Child asylum detainees</i>
2011 Q1	Oceania	American Samoa	0	0	0	0
2011 Q1	Europe	Andorra	0	0	0	0
2011 Q1	Africa	Angola	21	18	0	0
2011 Q1	Americas	Anguilla (British)	0	0	0	0
2011 Q1	Americas	Antigua and Barbuda	1	1	0	0
2011 Q1	Americas	Argentina	0	0	0	0
2011 Q1	Europe	Armenia	0	0	0	0
2011 Q1	Americas	Aruba	1	0	0	0
2011 Q1	Oceania	Australia	0	0	0	0
2011 Q1	Europe	Austria	0	0	0	0
2011 Q1	Europe	Azerbaijan	0	0	0	0
2011 Q1	Americas	Bahamas, The	1	0	0	0
2011 Q1	Middle East	Bahrain	0	0	0	0
2011 Q1	Asia	Bangladesh	152	69	0	0
2011 Q1	Americas	Barbados	4	0	0	0
2011 Q1	Europe	Belarus	1	0	0	0
2011 Q1	Europe	Belgium	1	0	0	0
2011 Q1	Americas	Belize	0	0	0	0
2011 Q1	Africa	Benin	0	0	0	0
2011 Q1	Americas	Bermuda (British)	0	0	0	0
2011 Q1	Asia	Bhutan	0	0	0	0
2011 Q1	Americas	Bolivia	15	2	0	0
2011 Q1	Americas	Bonaire, Sint Eustatius and Saba	0	0	0	0
2011 Q1	Europe	Bosnia and Herzegovina	0	0	0	0
2011 Q1	Africa	Botswana	4	1	0	0
2011 Q1	Americas	Brazil	11	0	0	0
2011 Q1	Other	British overseas citizens	1	0	0	0
2011 Q1	Asia	Brunei	0	0	0	0
2011 Q1	Europe	Bulgaria	0	0	0	0
2011 Q1	Africa	Burkina Faso	1	0	0	0
2011 Q1	Asia	Burma	1	1	0	0
2011 Q1	Africa	Burundi	5	5	0	0
2011 Q1	Asia	Cambodia	0	0	0	0
2011 Q1	Africa	Cameroon	18	15	0	0
2011 Q1	Americas	Canada	0	0	0	0
2011 Q1	Africa	Cape Verde	0	0	0	0
2011 Q1	Americas	Cayman Islands (British)	0	0	0	0

<i>Quarter</i>	<i>Geographical region</i>	<i>Country of nationality</i>	<i>Total adult detainees</i>	<i>Adult asylum detainees</i>	<i>Total child detainees</i>	<i>Child asylum detainees</i>
2011 Q1	Africa	Central African Republic	0	0	0	0
2011 Q1	Africa	Chad	1	1	0	0
2011 Q1	Americas	Chile	2	2	0	0
2011 Q1	Asia	China	208	147	0	0
2011 Q1	Oceania	Christmas Island	0	0	0	0
2011 Q1	Oceania	Cocos (Keeling) Islands	0	0	0	0
2011 Q1	Americas	Colombia	4	1	0	0
2011 Q1	Africa	Comoros	0	0	0	0
2011 Q1	Africa	Congo	6	3	0	0
2011 Q1	Africa	Congo (Democratic Republic)	27	16	0	0
2011 Q1	Oceania	Cook Islands	0	0	0	0
2011 Q1	Americas	Costa Rica	0	0	0	0
2011 Q1	Europe	Croatia	0	0	0	0
2011 Q1	Americas	Cuba	0	0	0	0
2011 Q1	Americas	Curacao	0	0	0	0
2011 Q1	Europe	Cyprus	0	0	0	0
2011 Q1	Europe	Cyprus (Northern part of)	2	0	0	0
2011 Q1	Europe	Czech Republic	0	0	0	0
2011 Q1	Europe	Denmark	0	0	0	0
2011 Q1	Africa	Djibouti	0	0	0	0
2011 Q1	Americas	Dominica	1	0	0	0
2011 Q1	Americas	Dominican Republic	0	0	0	0
2011 Q1	Asia	East Timor	0	0	0	0
2011 Q1	Americas	Ecuador	4	1	0	0
2011 Q1	Africa	Egypt	12	9	0	0
2011 Q1	Americas	El Salvador	0	0	0	0
2011 Q1	Africa	Equatorial Guinea	0	0	0	0
2011 Q1	Africa	Eritrea	31	28	0	0
2011 Q1	Europe	Estonia	0	0	0	0
2011 Q1	Africa	Ethiopia	12	9	0	0
2011 Q1	Americas	Falkland Islands (British)	0	0	0	0
2011 Q1	Europe	Faroe Islands	0	0	0	0
2011 Q1	Oceania	Fiji	0	0	0	0
2011 Q1	Europe	Finland	0	0	0	0
2011 Q1	Europe	Former Yugoslavia	1	0	0	0
2011 Q1	Europe	France	4	0	0	0
2011 Q1	Americas	French Guiana	0	0	0	0

<i>Quarter</i>	<i>Geographical region</i>	<i>Country of nationality</i>	<i>Total adult detainees</i>	<i>Adult asylum detainees</i>	<i>Total child detainees</i>	<i>Child asylum detainees</i>
2011 Q1	Oceania	French Polynesia	0	0	0	0
2011 Q1	Africa	Gabon	0	0	0	0
2011 Q1	Africa	Gambia, The	32	15	0	0
2011 Q1	Europe	Georgia	5	5	0	0
2011 Q1	Europe	Germany	0	0	0	0
2011 Q1	Africa	Ghana	65	19	0	0
2011 Q1	Europe	Gibraltar (British)	0	0	0	0
2011 Q1	Europe	Greece	0	0	0	0
2011 Q1	Europe	Greenland	0	0	0	0
2011 Q1	Americas	Grenada	1	0	0	0
2011 Q1	Americas	Guadeloupe	0	0	0	0
2011 Q1	Americas	Guam	0	0	0	0
2011 Q1	Americas	Guatemala	0	0	0	0
2011 Q1	Africa	Guinea	7	3	0	0
2011 Q1	Africa	Guinea-Bissau	2	0	0	0
2011 Q1	Americas	Guyana	0	0	0	0
2011 Q1	Americas	Haiti	0	0	0	0
2011 Q1	Oceania	Heard Island and McDonald Islands	0	0	0	0
2011 Q1	Americas	Honduras	2	0	0	0
2011 Q1	Asia	Hong Kong	1	0	0	0
2011 Q1	Europe	Hungary	1	0	0	0
2011 Q1	Europe	Iceland	0	0	0	0
2011 Q1	Asia	India	259	133	0	0
2011 Q1	Asia	Indonesia	0	0	0	0
2011 Q1	Middle East	Iran	59	53	0	0
2011 Q1	Middle East	Iraq	56	49	0	0
2011 Q1	Europe	Ireland	0	0	0	0
2011 Q1	Middle East	Israel	0	0	0	0
2011 Q1	Europe	Italy	3	0	0	0
2011 Q1	Africa	Ivory Coast	16	11	0	0
2011 Q1	Americas	Jamaica	112	37	0	0
2011 Q1	Asia	Japan	0	0	0	0
2011 Q1	Middle East	Jordan	0	0	0	0
2011 Q1	Europe	Kazakhstan	0	0	0	0
2011 Q1	Africa	Kenya	20	13	0	0
2011 Q1	Oceania	Kiribati	0	0	0	0

<i>Quarter</i>	<i>Geographical region</i>	<i>Country of nationality</i>	<i>Total adult detainees</i>	<i>Adult asylum detainees</i>	<i>Total child detainees</i>	<i>Child asylum detainees</i>
2011 Q1	Asia	Korea (North)	1	1	0	0
2011 Q1	Asia	Korea (South)	1	0	0	0
2011 Q1	Europe	Kosovo	9	8	0	0
2011 Q1	Middle East	Kuwait	3	3	0	0
2011 Q1	Europe	Kyrgyzstan	1	1	0	0
2011 Q1	Asia	Laos	0	0	0	0
2011 Q1	Europe	Latvia	2	0	0	0
2011 Q1	Middle East	Lebanon	4	4	0	0
2011 Q1	Africa	Lesotho	0	0	0	0
2011 Q1	Africa	Liberia	7	7	0	0
2011 Q1	Africa	Libya	4	4	0	0
2011 Q1	Europe	Liechtenstein	0	0	0	0
2011 Q1	Europe	Lithuania	9	1	0	0
2011 Q1	Europe	Luxembourg	0	0	0	0
2011 Q1	Asia	Macau	0	0	0	0
2011 Q1	Europe	Macedonia	1	1	0	0
2011 Q1	Africa	Madagascar	0	0	0	0
2011 Q1	Africa	Malawi	13	4	0	0
2011 Q1	Asia	Malaysia	11	3	0	0
2011 Q1	Asia	Maldives	0	0	0	0
2011 Q1	Africa	Mali	4	4	0	0
2011 Q1	Europe	Malta	0	0	0	0
2011 Q1	Oceania	Marshall Islands	0	0	0	0
2011 Q1	Americas	Martinique	0	0	0	0
2011 Q1	Africa	Mauritania	1	1	0	0
2011 Q1	Africa	Mauritius	9	3	0	0
2011 Q1	Africa	Mayotte	0	0	0	0
2011 Q1	Americas	Mexico	2	0	0	0
2011 Q1	Oceania	Micronesia	0	0	0	0
2011 Q1	Europe	Moldova	3	2	0	0
2011 Q1	Europe	Monaco	0	0	0	0
2011 Q1	Asia	Mongolia	5	5	0	0
2011 Q1	Europe	Montenegro	0	0	0	0
2011 Q1	Americas	Montserrat (British)	0	0	0	0
2011 Q1	Africa	Morocco	17	12	0	0
2011 Q1	Africa	Mozambique	0	0	0	0
2011 Q1	Africa	Namibia	1	0	0	0



<i>Quarter</i>	<i>Geographical region</i>	<i>Country of nationality</i>	<i>Total adult detainees</i>	<i>Adult asylum detainees</i>	<i>Total child detainees</i>	<i>Child asylum detainees</i>
2011 Q1	Oceania	Nauru	0	0	0	0
2011 Q1	Asia	Nepal	10	4	0	0
2011 Q1	Europe	Netherlands	1	0	0	0
2011 Q1	Americas	Netherlands Antilles	0	0	0	0
2011 Q1	Oceania	New Caledonia	0	0	0	0
2011 Q1	Oceania	New Zealand	0	0	0	0
2011 Q1	Americas	Nicaragua	2	0	0	0
2011 Q1	Africa	Niger	3	2	0	0
2011 Q1	Africa	Nigeria	248	96	0	0
2011 Q1	Oceania	Niue	0	0	0	0
2011 Q1	Oceania	Norfolk Island	0	0	0	0
2011 Q1	Oceania	Northern Mariana Islands	0	0	0	0
2011 Q1	Europe	Norway	0	0	0	0
2011 Q1	Middle East	Occupied Palestinian Territories	7	6	0	0
2011 Q1	Middle East	Oman	0	0	0	0
2011 Q1	Other	Other and unknown	8	3	0	0
2011 Q1	Asia	Pakistan	332	178	0	0
2011 Q1	Oceania	Palau	0	0	0	0
2011 Q1	Americas	Panama	0	0	0	0
2011 Q1	Oceania	Papua New Guinea	0	0	0	0
2011 Q1	Americas	Paraguay	0	0	0	0
2011 Q1	Americas	Peru	1	0	0	0
2011 Q1	Asia	Philippines	6	0	0	0
2011 Q1	Oceania	Pitcairn Islands (British)	0	0	0	0
2011 Q1	Europe	Poland	14	1	0	0
2011 Q1	Europe	Portugal	12	0	0	0
2011 Q1	Americas	Puerto Rico	0	0	0	0
2011 Q1	Middle East	Qatar	0	0	0	0
2011 Q1	Africa	Reunion	0	0	0	0
2011 Q1	Europe	Romania	3	1	0	0
2011 Q1	Europe	Russia	8	5	0	0
2011 Q1	Africa	Rwanda	5	5	0	0
2011 Q1	Oceania	Samoa	0	0	0	0
2011 Q1	Europe	San Marino	0	0	0	0
2011 Q1	Africa	Sao Tome and Principe	0	0	0	0
2011 Q1	Middle East	Saudi Arabia	0	0	0	0
2011 Q1	Africa	Senegal	7	6	0	0

<i>Quarter</i>	<i>Geographical region</i>	<i>Country of nationality</i>	<i>Total adult detainees</i>	<i>Adult asylum detainees</i>	<i>Total child detainees</i>	<i>Child asylum detainees</i>
2011 Q1	Europe	Serbia	1	1	0	0
2011 Q1	Europe	Serbia and Montenegro	:	:	:	:
2011 Q1	Africa	Seychelles	0	0	0	0
2011 Q1	Africa	Sierra Leone	21	11	0	0
2011 Q1	Asia	Singapore	0	0	0	0
2011 Q1	Europe	Slovakia	2	0	0	0
2011 Q1	Europe	Slovenia	0	0	0	0
2011 Q1	Oceania	Solomon Islands	0	0	0	0
2011 Q1	Africa	Somalia	52	31	0	0
2011 Q1	Africa	South Africa	18	9	0	0
2011 Q1	Americas	South Georgia and South Sandwich Islands	0	0	0	0
2011 Q1	Europe	Spain	1	0	0	0
2011 Q1	Asia	Sri Lanka	98	81	0	0
2011 Q1	Africa	St. Helena (British)	0	0	0	0
2011 Q1	Americas	St. Kitts and Nevis	0	0	0	0
2011 Q1	Americas	St. Lucia	1	0	0	0
2011 Q1	Americas	St. Maarten (Dutch Part)	0	0	0	0
2011 Q1	Americas	St. Martin (French Part)	0	0	0	0
2011 Q1	Americas	St. Pierre and Miquelon	0	0	0	0
2011 Q1	Americas	St. Vincent and the Grenadines	2	1	0	0
2011 Q1	Other	Stateless	2	2	0	0
2011 Q1	Africa	Sudan	36	35	0	0
2011 Q1	Americas	Surinam	0	0	0	0
2011 Q1	Europe	Svalbard and Jan Mayen	0	0	0	0
2011 Q1	Africa	Swaziland	0	0	0	0
2011 Q1	Europe	Sweden	0	0	0	0
2011 Q1	Europe	Switzerland	1	0	0	0
2011 Q1	Middle East	Syria	3	2	0	0
2011 Q1	Asia	Taiwan	0	0	0	0
2011 Q1	Europe	Tajikistan	1	0	0	0
2011 Q1	Africa	Tanzania	8	6	0	0
2011 Q1	Asia	Thailand	0	0	0	0
2011 Q1	Africa	Togo	2	1	0	0
2011 Q1	Oceania	Tokelau	0	0	0	0
2011 Q1	Oceania	Tonga	0	0	0	0
2011 Q1	Americas	Trinidad and Tobago	5	2	0	0

<i>Quarter</i>	<i>Geographical region</i>	<i>Country of nationality</i>	<i>Total adult detainees</i>	<i>Adult asylum detainees</i>	<i>Total child detainees</i>	<i>Child asylum detainees</i>
2011 Q1	Africa	Tunisia	3	2	0	0
2011 Q1	Europe	Turkey	35	21	0	0
2011 Q1	Europe	Turkmenistan	0	0	0	0
2011 Q1	Americas	Turks and Caicos Islands (British)	0	0	0	0
2011 Q1	Oceania	Tuvalu	0	0	0	0
2011 Q1	Africa	Uganda	24	16	0	0
2011 Q1	Europe	Ukraine	9	3	0	0
2011 Q1	Middle East	United Arab Emirates	0	0	0	0
2011 Q1	Americas	United States	6	2	0	0
2011 Q1	Americas	Uruguay	0	0	0	0
2011 Q1	Europe	Uzbekistan	4	4	0	0
2011 Q1	Oceania	Vanuatu	0	0	0	0
2011 Q1	Europe	Vatican City	0	0	0	0
2011 Q1	Americas	Venezuela	0	0	0	0
2011 Q1	Asia	Vietnam	62	31	0	0
2011 Q1	Americas	Virgin Islands (British)	0	0	0	0
2011 Q1	Americas	Virgin Islands (US)	0	0	0	0
2011 Q1	Oceania	Wallis and Futuna	0	0	0	0
2011 Q1	Africa	Western Sahara	3	2	0	0
2011 Q1	Middle East	Yemen	3	2	0	0
2011 Q1	Africa	Zambia	4	1	0	0
2011 Q1	Africa	Zimbabwe	27	16	0	0
2011 Q2	Total	*Total	2,685	1,535	0	0
2011 Q2	Africa	*Total Africa	847	475	0	0
2011 Q2	Americas	*Total Americas	188	64	0	0
2011 Q2	Asia	*Total Asia	1,283	768	0	0
2011 Q2	Europe	*Total Europe	185	78	0	0
2011 Q2	Middle East	*Total Middle East	169	142	0	0
2011 Q2	Oceania	*Total Oceania	0	0	0	0
2011 Q2	Other	*Total Other	13	8	0	0
2011 Q2	Asia	Afghanistan	142	132	0	0
2011 Q2	Europe	Albania	29	22	0	0
2011 Q2	Africa	Algeria	105	69	0	0
2011 Q2	Oceania	American Samoa	0	0	0	0
2011 Q2	Europe	Andorra	0	0	0	0
2011 Q2	Africa	Angola	18	15	0	0

<i>Quarter</i>	<i>Geographical region</i>	<i>Country of nationality</i>	<i>Total adult detainees</i>	<i>Adult asylum detainees</i>	<i>Total child detainees</i>	<i>Child asylum detainees</i>
2011 Q2	Americas	Anguilla (British)	0	0	0	0
2011 Q2	Americas	Antigua and Barbuda	1	1	0	0
2011 Q2	Americas	Argentina	0	0	0	0
2011 Q2	Europe	Armenia	2	0	0	0
2011 Q2	Americas	Aruba	1	0	0	0
2011 Q2	Oceania	Australia	0	0	0	0
2011 Q2	Europe	Austria	0	0	0	0
2011 Q2	Europe	Azerbaijan	0	0	0	0
2011 Q2	Americas	Bahamas, The	2	0	0	0
2011 Q2	Middle East	Bahrain	3	3	0	0
2011 Q2	Asia	Bangladesh	169	76	0	0
2011 Q2	Americas	Barbados	5	0	0	0
2011 Q2	Europe	Belarus	1	1	0	0
2011 Q2	Europe	Belgium	0	0	0	0
2011 Q2	Americas	Belize	0	0	0	0
2011 Q2	Africa	Benin	0	0	0	0
2011 Q2	Americas	Bermuda (British)	0	0	0	0
2011 Q2	Asia	Bhutan	0	0	0	0
2011 Q2	Americas	Bolivia	14	6	0	0
2011 Q2	Americas	Bonaire, Sint Eustatius and Saba	0	0	0	0
2011 Q2	Europe	Bosnia and Herzegovina	2	1	0	0
2011 Q2	Africa	Botswana	0	0	0	0
2011 Q2	Americas	Brazil	21	5	0	0
2011 Q2	Other	British overseas citizens	1	0	0	0
2011 Q2	Asia	Brunei	0	0	0	0
2011 Q2	Europe	Bulgaria	1	0	0	0
2011 Q2	Africa	Burkina Faso	0	0	0	0
2011 Q2	Asia	Burma	2	2	0	0
2011 Q2	Africa	Burundi	5	4	0	0
2011 Q2	Asia	Cambodia	0	0	0	0
2011 Q2	Africa	Cameroon	17	10	0	0
2011 Q2	Americas	Canada	0	0	0	0
2011 Q2	Americas	Cape Verde	0	0	0	0
2011 Q2	Americas	Cayman Islands (British)	0	0	0	0
2011 Q2	Africa	Central African Republic	1	0	0	0
2011 Q2	Africa	Chad	0	0	0	0
2011 Q2	Americas	Chile	0	0	0	0

<i>Quarter</i>	<i>Geographical region</i>	<i>Country of nationality</i>	<i>Total adult detainees</i>	<i>Adult asylum detainees</i>	<i>Total child detainees</i>	<i>Child asylum detainees</i>
2011 Q2	Asia	China	160	117	0	0
2011 Q2	Oceania	Christmas Island	0	0	0	0
2011 Q2	Oceania	Cocos (Keeling) Islands	0	0	0	0
2011 Q2	Americas	Colombia	12	6	0	0
2011 Q2	Africa	Comoros	0	0	0	0
2011 Q2	Africa	Congo	5	3	0	0
2011 Q2	Africa	Congo (Democratic Republic)	32	18	0	0
2011 Q2	Oceania	Cook Islands	0	0	0	0
2011 Q2	Americas	Costa Rica	0	0	0	0
2011 Q2	Europe	Croatia	1	1	0	0
2011 Q2	Americas	Cuba	0	0	0	0
2011 Q2	Americas	Curacao	0	0	0	0
2011 Q2	Europe	Cyprus	0	0	0	0
2011 Q2	Europe	Cyprus (Northern part of)	2	0	0	0
2011 Q2	Europe	Czech Republic	0	0	0	0
2011 Q2	Europe	Denmark	0	0	0	0
2011 Q2	Africa	Djibouti	1	0	0	0
2011 Q2	Americas	Dominica	1	0	0	0
2011 Q2	Americas	Dominican Republic	1	1	0	0
2011 Q2	Asia	East Timor	0	0	0	0
2011 Q2	Americas	Ecuador	2	1	0	0
2011 Q2	Africa	Egypt	7	4	0	0
2011 Q2	Americas	El Salvador	0	0	0	0
2011 Q2	Africa	Equatorial Guinea	0	0	0	0
2011 Q2	Africa	Eritrea	33	28	0	0
2011 Q2	Europe	Estonia	1	0	0	0
2011 Q2	Africa	Ethiopia	9	7	0	0
2011 Q2	Americas	Falkland Islands (British)	0	0	0	0
2011 Q2	Europe	Faroe Islands	0	0	0	0
2011 Q2	Oceania	Fiji	0	0	0	0
2011 Q2	Europe	Finland	0	0	0	0
2011 Q2	Europe	Former Yugoslavia	2	2	0	0
2011 Q2	Europe	France	4	1	0	0
2011 Q2	Americas	French Guiana	0	0	0	0
2011 Q2	Oceania	French Polynesia	0	0	0	0
2011 Q2	Africa	Gabon	0	0	0	0
2011 Q2	Africa	Gambia, The	30	13	0	0

Quarter	Geographical region	Country of nationality	Total adult detainees	Adult asylum detainees	Total child detainees	Child asylum detainees
2011 Q2	Europe	Georgia	6	5	0	0
2011 Q2	Europe	Germany	1	0	0	0
2011 Q2	Africa	Ghana	54	15	0	0
2011 Q2	Europe	Gibraltar (British)	0	0	0	0
2011 Q2	Europe	Greece	0	0	0	0
2011 Q2	Europe	Greenland	0	0	0	0
2011 Q2	Americas	Grenada	1	1	0	0
2011 Q2	Americas	Guadeloupe	0	0	0	0
2011 Q2	Americas	Guam	0	0	0	0
2011 Q2	Americas	Guatemala	1	0	0	0
2011 Q2	Africa	Guinea	5	4	0	0
2011 Q2	Africa	Guinea-Bissau	1	0	0	0
2011 Q2	Americas	Guyana	3	1	0	0
2011 Q2	Americas	Haiti	0	0	0	0
2011 Q2	Oceania	Heard Island and McDonald Islands	0	0	0	0
2011 Q2	Americas	Honduras	1	1	0	0
2011 Q2	Asia	Hong Kong	1	0	0	0
2011 Q2	Europe	Hungary	2	0	0	0
2011 Q2	Europe	Iceland	0	0	0	0
2011 Q2	Asia	India	283	133	0	0
2011 Q2	Asia	Indonesia	0	0	0	0
2011 Q2	Middle East	Iran	70	60	0	0
2011 Q2	Middle East	Iraq	66	53	0	0
2011 Q2	Europe	Ireland	0	0	0	0
2011 Q2	Middle East	Israel	2	0	0	0
2011 Q2	Europe	Italy	2	0	0	0
2011 Q2	Africa	Ivory Coast	11	6	0	0
2011 Q2	Americas	Jamaica	111	36	0	0
2011 Q2	Asia	Japan	0	0	0	0
2011 Q2	Middle East	Jordan	0	0	0	0
2011 Q2	Europe	Kazakhstan	0	0	0	0
2011 Q2	Africa	Kenya	25	16	0	0
2011 Q2	Oceania	Kiribati	0	0	0	0
2011 Q2	Asia	Korea (North)	1	1	0	0
2011 Q2	Asia	Korea (South)	0	0	0	0
2011 Q2	Europe	Kosovo	6	5	0	0

<i>Quarter</i>	<i>Geographical region</i>	<i>Country of nationality</i>	<i>Total adult detainees</i>	<i>Adult asylum detainees</i>	<i>Total child detainees</i>	<i>Child asylum detainees</i>
2011 Q2	Middle East	Kuwait	3	3	0	0
2011 Q2	Europe	Kyrgyzstan	0	0	0	0
2011 Q2	Asia	Laos	0	0	0	0
2011 Q2	Europe	Latvia	2	0	0	0
2011 Q2	Middle East	Lebanon	6	6	0	0
2011 Q2	Africa	Lesotho	1	1	0	0
2011 Q2	Africa	Liberia	10	8	0	0
2011 Q2	Africa	Libya	2	2	0	0
2011 Q2	Europe	Liechtenstein	0	0	0	0
2011 Q2	Europe	Lithuania	9	0	0	0
2011 Q2	Europe	Luxembourg	0	0	0	0
2011 Q2	Asia	Macao	0	0	0	0
2011 Q2	Europe	Macedonia	0	0	0	0
2011 Q2	Africa	Madagascar	0	0	0	0
2011 Q2	Africa	Malawi	14	9	0	0
2011 Q2	Asia	Malaysia	20	3	0	0
2011 Q2	Asia	Maldives	0	0	0	0
2011 Q2	Africa	Mali	1	0	0	0
2011 Q2	Europe	Malta	0	0	0	0
2011 Q2	Oceania	Marshall Islands	0	0	0	0
2011 Q2	Americas	Martinique	0	0	0	0
2011 Q2	Africa	Mauritania	0	0	0	0
2011 Q2	Africa	Mauritius	3	1	0	0
2011 Q2	Africa	Mayotte	0	0	0	0
2011 Q2	Americas	Mexico	2	1	0	0
2011 Q2	Oceania	Micronesia	0	0	0	0
2011 Q2	Europe	Moldova	4	3	0	0
2011 Q2	Europe	Monaco	0	0	0	0
2011 Q2	Asia	Mongolia	0	0	0	0
2011 Q2	Europe	Montenegro	0	0	0	0
2011 Q2	Americas	Montserrat (British)	0	0	0	0
2011 Q2	Africa	Morocco	16	10	0	0
2011 Q2	Africa	Mozambique	0	0	0	0
2011 Q2	Africa	Namibia	7	5	0	0
2011 Q2	Oceania	Nauru	0	0	0	0
2011 Q2	Asia	Nepal	8	5	0	0
2011 Q2	Europe	Netherlands	3	0	0	0

<i>Quarter</i>	<i>Geographical region</i>	<i>Country of nationality</i>	<i>Total adult detainees</i>	<i>Adult asylum detainees</i>	<i>Total child detainees</i>	<i>Child asylum detainees</i>
2011 Q2	Americas	Netherlands Antilles	0	0	0	0
2011 Q2	Oceania	New Caledonia	0	0	0	0
2011 Q2	Oceania	New Zealand	0	0	0	0
2011 Q2	Americas	Nicaragua	0	0	0	0
2011 Q2	Africa	Niger	1	0	0	0
2011 Q2	Africa	Nigeria	218	86	0	0
2011 Q2	Oceania	Niue	0	0	0	0
2011 Q2	Oceania	Norfolk Island	0	0	0	0
2011 Q2	Oceania	Northern Mariana Islands	0	0	0	0
2011 Q2	Europe	Norway	1	0	0	0
2011 Q2	Middle East	Occupied Palestinian Territories	15	13	0	0
2011 Q2	Middle East	Oman	0	0	0	0
2011 Q2	Other	Other and unknown	9	6	0	0
2011 Q2	Asia	Pakistan	338	191	0	0
2011 Q2	Oceania	Palau	0	0	0	0
2011 Q2	Americas	Panama	0	0	0	0
2011 Q2	Oceania	Papua New Guinea	0	0	0	0
2011 Q2	Americas	Paraguay	0	0	0	0
2011 Q2	Americas	Peru	0	0	0	0
2011 Q2	Asia	Philippines	4	0	0	0
2011 Q2	Oceania	Pitcairn Islands (British)	0	0	0	0
2011 Q2	Europe	Poland	20	1	0	0
2011 Q2	Europe	Portugal	8	0	0	0
2011 Q2	Americas	Puerto Rico	0	0	0	0
2011 Q2	Middle East	Qatar	0	0	0	0
2011 Q2	Africa	Reunion	0	0	0	0
2011 Q2	Europe	Romania	6	0	0	0
2011 Q2	Europe	Russia	8	4	0	0
2011 Q2	Africa	Rwanda	4	4	0	0
2011 Q2	Oceania	Samoa	0	0	0	0
2011 Q2	Europe	San Marino	0	0	0	0
2011 Q2	Africa	Sao Tome and Principe	0	0	0	0
2011 Q2	Middle East	Saudi Arabia	0	0	0	0
2011 Q2	Africa	Senegal	7	6	0	0
2011 Q2	Europe	Serbia	3	2	0	0
2011 Q2	Europe	Serbia and Montenegro	:	:	:	:
2011 Q2	Africa	Seychelles	0	0	0	0



<i>Quarter</i>	<i>Geographical region</i>	<i>Country of nationality</i>	<i>Total adult detainees</i>	<i>Adult asylum detainees</i>	<i>Total child detainees</i>	<i>Child asylum detainees</i>
2011 Q2	Africa	Sierra Leone	18	11	0	0
2011 Q2	Asia	Singapore	1	0	0	0
2011 Q2	Europe	Slovakia	3	0	0	0
2011 Q2	Europe	Slovenia	0	0	0	0
2011 Q2	Oceania	Solomon Islands	0	0	0	0
2011 Q2	Africa	Somalia	50	32	0	0
2011 Q2	Africa	South Africa	16	8	0	0
2011 Q2	Americas	South Georgia and South Sandwich Islands	0	0	0	0
2011 Q2	Europe	Spain	1	0	0	0
2011 Q2	Asia	Sri Lanka	90	77	0	0
2011 Q2	Africa	St. Helena (British)	0	0	0	0
2011 Q2	Americas	St. Kitts and Nevis	1	1	0	0
2011 Q2	Americas	St. Lucia	1	1	0	0
2011 Q2	Americas	St. Maarten (Dutch Part)	0	0	0	0
2011 Q2	Americas	St. Martin (French Part)	0	0	0	0
2011 Q2	Americas	St. Pierre and Miquelon	0	0	0	0
2011 Q2	Americas	St. Vincent and the Grenadines	0	0	0	0
2011 Q2	Other	Stateless	3	2	0	0
2011 Q2	Africa	Sudan	33	31	0	0
2011 Q2	Americas	Surinam	0	0	0	0
2011 Q2	Europe	Svalbard and Jan Mayen	0	0	0	0
2011 Q2	Africa	Swaziland	1	1	0	0
2011 Q2	Europe	Sweden	2	0	0	0
2011 Q2	Europe	Switzerland	1	0	0	0
2011 Q2	Middle East	Syria	3	3	0	0
2011 Q2	Asia	Taiwan	0	0	0	0
2011 Q2	Europe	Tajikistan	0	0	0	0
2011 Q2	Africa	Tanzania	9	3	0	0
2011 Q2	Asia	Thailand	8	3	0	0
2011 Q2	Africa	Togo	2	1	0	0
2011 Q2	Oceania	Tokelau	0	0	0	0
2011 Q2	Oceania	Tonga	0	0	0	0
2011 Q2	Americas	Trinidad and Tobago	0	0	0	0
2011 Q2	Africa	Tunisia	11	5	0	0
2011 Q2	Europe	Turkey	31	23	0	0
2011 Q2	Europe	Turkmenistan	1	0	0	0

<i>Quarter</i>	<i>Geographical region</i>	<i>Country of nationality</i>	<i>Total adult detainees</i>	<i>Adult asylum detainees</i>	<i>Total child detainees</i>	<i>Child asylum detainees</i>
2011 Q2	Americas	Turks and Caicos Islands				
		(British)	0	0	0	0
2011 Q2	Oceania	Tuvalu	0	0	0	0
2011 Q2	Africa	Uganda	25	18	0	0
2011 Q2	Europe	Ukraine	15	6	0	0
2011 Q2	Middle East	United Arab Emirates	0	0	0	0
2011 Q2	Americas	United States	6	2	0	0
2011 Q2	Americas	Uruguay	0	0	0	0
2011 Q2	Europe	Uzbekistan	5	1	0	0
2011 Q2	Oceania	Vanuatu	0	0	0	0
2011 Q2	Europe	Vatican City	0	0	0	0
2011 Q2	Americas	Venezuela	1	0	0	0
2011 Q2	Asia	Vietnam	56	28	0	0
2011 Q2	Americas	Virgin Islands (British)	0	0	0	0
2011 Q2	Americas	Virgin Islands (US)	0	0	0	0
2011 Q2	Oceania	Wallis and Futuna	0	0	0	0
2011 Q2	Africa	Western Sahara	3	2	0	0
2011 Q2	Middle East	Yemen	1	1	0	0
2011 Q2	Africa	Zambia	5	2	0	0
2011 Q2	Africa	Zimbabwe	31	17	0	0

## Appendix F

### ASYLUM COSTS

The Committee requested information on the amount spent by the UK Border Agency on housing asylum seekers. The agency provides support to asylum seekers who would otherwise be destitute from the time they arrive in the UK until their claim is decided, and any appeal rights are exhausted. When it has been finally determined that an asylum seeker does not need international protection, support is discontinued.

Support is also provided to failed asylum seekers whose claims have been rejected by us and the courts but who face a temporary barrier to return, and there are additional safeguards for families with dependent children under 18 when they become appeal rights exhausted who continue receiving support until they leave the UK. Therefore, no asylum seeker or failed asylum seeker need be destitute while they have a valid reason to be here.

The agency also provides payments to Local Authorities for Unaccompanied Asylum Seeking Children and for those then Leaving Care and grants to Voluntary Organisations to support asylum seekers and failed asylum seekers including support to those granted refugee status.

We have taken a number of steps since 2002—when asylum support costs peaked at £1bn—that have reduced the number of people we support, and the length of time we support them. These include bringing intake under control; speeding up decision-making and concluding newer cases; concluding the legacy caseload; and reforming the further submissions process.

The table at Appendix A shows the audited support spend by type over the last five years. Provisional figures for 2010/11 show that expenditure is expected to be £400 million with approximately £145 million of this spent on accommodation.

#### ASYLUM SUPPORT COSTS (APPENDIX A)

<i>Support Costs</i>	<i>2005–06</i>	<i>2006–07</i>	<i>2007–08</i>	<i>2008–09</i>	<i>2009–10</i>	<i>2010–11*</i>
	<i>£m's</i>	<i>£m's</i>	<i>£m's</i>	<i>£m's</i>	<i>£m's</i>	<i>£m's</i>
Dispersed Accommodation	183	155	181	128	123	100
Initial Accommodation <sup>(1)</sup>	37	31	26	19	16	8
Cash Support	103	100	99	69	68	56
S4—Payments to destitute Failed Asylum Seekers—						
Accommodation <sup>(2)</sup>	41	50	51	64	71	39
S4—Payments to destitute Failed Asylum Seekers—Subsistence	18	21	22	27	31	17
Local Authorities <sup>(3)</sup>	69	4	1			
UASCs <sup>(4)</sup>	151	144	85	142	158	115
Leaving Care				31	14	20
AS Travel	4	3	5	6	6	5
Grants <sup>(5)</sup>	18	11	12	21	33	41
Special Projects	2	5	3	4	4	
<b>Total Asylum Support Payments</b>	<b>626</b>	<b>524</b>	<b>485</b>	<b>511</b>	<b>524</b>	<b>401</b>

\* Forecast outturn subject to audit.

<sup>(1)</sup> Includes provision for wraparound services such as medical and other professional support.

<sup>(2)</sup> Includes approx 30% of subsistence payments previously in the form of vouchers now through a payment card the remainder is accommodation.

<sup>(3)</sup> Payments to LA's for support provided by LA's on behalf of UKBA (cash and accommodation not accounted separately).

<sup>(4)</sup> Payments to local authorities for support to UASCs (cash and accommodation not accounted separately). 2007–08 reduction in spend represents the results an audit of payments to LA's. The 08/09 payment includes catch up payments for unpaid special circumstances claims from prior years.

<sup>(5)</sup> Grants to voluntary sector organisations to support asylum seekers through the application and dispersal. From 2009–10 grants also include Gateway grants to DWP (and some voluntary organisations) for targeted refugee programmes and Integration service provided by voluntary sector to support integration of those granted leave to remain in UK.

## Appendix F

## 4. PROGRAMME COSTS

	<i>Note</i>	<i>2010–11</i> <i>£000</i>	<i>Restated</i> <i>2009–10</i> <i>£000</i>
Asylum Support	424,218	523,721	
Overseas Visa Operating Costs	196,009	216,560	
Detention & Removal Costs	205,830	210,687	
IT Services—Business as Usual	79,045	57,009	
IT Services—Change Projects	58,225	39,087	
Rentals Under Operating Leases	73,291	77,153	
Property Costs	62,007	52,540	
Professional & Legal Fees	56,669	49,851	
Office Supplies and Services	36,449	34,342	
PFI Charges	26,910	30,745	
Travel, Subsistence and Training	23,570	35,000	
Border Force & Detection			
Contracts	20,978	20,481	
Consultancy	14,203	44,464	
EU Grants	14,478	10,880	
UK Border Agency Expenditure			
Funded by EU Grants	7,496	3,621	
Charges under Finance Leases	7,362	6,523	
Other Current Expenditure	4,905	314	
Grant in Aid to OISC	4,092	4,356	
Banking & Payment Services	1,390	1,255	
Write Offs	252	231	
Other Grants—Capital	118	0	
Non cash items			
Depreciation	72,014	57,718	
Amortisation	27,472	15,431	
Impairment	22,438	9,253	
Bookkeeping losses on Non Current Assets	8,943		0
(Profit)/loss on disposal of asset	1,118	140	
Movement in Bad Receivable Provision	125	8,110	
Movement in Provisions	14	36,169	(5,555)
Unwinding of Discount on Provisions	14	805	758
<b>Total</b>		<b>1,486,581</b>	<b>1,504,675</b>

*Note (1):* For 2010–11, the programme note mapping has been revised with account codes moving between classifications so that the note now best reflects the nature of the agency. The prior year figures have therefore been restated, see note 27 for more details.

*Note (2):* PFI charges in 2009–10 have been re-mapped from IT Services—Business as Usual so that the note now best reflects the nature of the expenditure.

*Note (3):* The split between administration and programme expenditure is due to change in 2011–12 as a result of HM Treasury redefining Administration budgets as part of the 2010 Spending Review.

Administration budgets will be defined explicitly to capture policy, funding and regulation functions across the agency, and has been done to make a clear distinction between frontline services and other forms of current expenditure. The effect of the new definition is that the administration expenditure will be higher in 2011–12 and programme costs commensurately lower.

## Appendix G

Table 1.2e

IMMIGRATION AND ASYLUM OUTCOMES BY CASE TYPE<sup>1</sup>

	2008-09												2009-10											
	2008-09				Q4				2009-10				Q4											
	Allowed No.	%	Dismissed No.	%	Withdrawn No.	%	Allowed No.	%	Dismissed No.	%	Withdrawn No.	%	Allowed No.	%	Dismissed No.	%	Withdrawn No.	%						
First Tier Tribunal (Immigration and Asylum Chamber)	18,900	39	26,400	54	3,600	7	19,000	40	24,300	51	4,500	9	700	26	1,900	69	1,300	27	3,300	68	240	5		
Managed Migration	2,600	46	2,600	46	470	8	4,800	45	4,800	45	1,100	10	7,000	34	12,000	58	3,800	34	5,500	49	1,900	17		
Entry Clearance	8,500	44	9,800	50	1,200	6	9,000	43	10,600	51	1,300	6	24	24	66	66	42	21	140	70	19	9		
Family Visit Visa	24	24	66	66	10	10	42	21	140	70	19	9												
Deport and others																								
2010-11																								
	Q1				Q2				Q3															
	Allowed No.	%	Dismissed No.	%	Withdrawn No.	%	Allowed No.	%	Dismissed No.	%	Withdrawn No.	%	Allowed No.	%	Dismissed No.	%	Withdrawn No.	%						
	15,500	42	17,900	48	3,800	10	17,000	42	17,700	43	6,200	15	14,800	39	15,700	42	7,300	19						
Asylum	1,300	27	3,200	67	270	6	1,200	26	3,100	67	280	6	1,000	27	2,600	66	280	7						
Managed Migration	4,400	42	5,000	48	1,000	10	7,000	54	4,700	36	1,300	10	5,800	54	4,000	37	1,000	10						
Entry Clearance	3,400	44	3,300	41	1,200	15	3,300	40	3,100	38	1,700	21	3,000	36	3,000	36	2,400	28						
Family Visit Visa	6,300	45	6,300	45	1,300	9	5,400	36	6,600	45	2,800	19	4,900	34	6,100	42	3,600	25						
Deport and others	60	26	150	64	22	10	81	29	170	61	28	10	50	21	160	70	21	9						

Number/Percentage (continued)

Number/Percentage (continued)

	2010-11											
	Allowed		Dismissed		Withdrawn		Allowed		Dismissed		Withdrawn	
	No.	%	No.	%	No.	%	No.	%	No.	%	No.	%
<b>First Tier Tribunal (Immigration and Asylum Chamber)</b>	<b>15,500</b>	<b>40</b>	<b>16,800</b>	<b>43</b>	<b>6,400</b>	<b>17</b>	<b>62,800</b>	<b>41</b>	<b>68,100</b>	<b>44</b>	<b>23,800</b>	<b>15</b>
Asylum	1,100	27	2,700	67	250	6	4,600	27	11,400	67	1,100	6
Managed Migration	5,600	51	4,200	38	1,200	11	22,800	50	17,800	39	4,600	10
Entry Clearance	3,000	36	2,900	36	2,400	29	12,700	39	12,300	38	7,700	23
Family Visit Visa	5,800	38	6,900	45	2,700	17	22,400	38	25,900	44	10,400	18
Deport and others	92	29	200	62	26	8	280	27	680	64	97	9

Source: Immigration and Asylum Quarterly and Annual Reconciled Returns.

Figures may not add to totals because of rounding:

- Not applicable.
- Not available.
- Small Value.

0 Nil.

(r) Revised data.

(p) Provisional data.

<sup>1</sup> Figures are based upon decisions at a hearing and on papers.

## Appendix G

### Table 4.2

#### IMMIGRATION AND ASYLUM OUTCOMES BY CASE TYPE 2010–11

Numbers/Percentages

	Allowed		Annual Total Dismissed		Withdrawn	
	No.	% of total No. of outcomes	No.	% of total No. of outcomes	No.	% of total No. of outcomes
<b>First Tier Tribunal (Immigration and Asylum Chamber)</b>	<b>62,800</b>	<b>41</b>	<b>68,100</b>	<b>44</b>	<b>23,800</b>	<b>15</b>
Asylum	4,600	27	11,400	67	1,100	6
Managed Migration	22,800	50	17,800	39	4,600	10
Entry Clearance	12,700	39	12,300	38	7,700	23
Family Visit Visa	22,400	38	25,900	44	10,400	18
Deport and others	280	27	680	64	97	9

Source: Immigration and Asylum Quarterly and Annual Reconciled Returns

Figures may not add to totals because of rounding

. Not applicable (data was not collected)

.. Not available

- Small Value

0 Nil

(r) Revised data

(p) Provisional data

The above figures are based upon decisions at a hearing and on papers.

## Appendix H

### ASYLUM

#### All tables

Data from Q1 2010 onwards are provisional figures.

: = Not applicable.

.. = Not available.

Initial decisions do not necessarily relate to applications made in the same period and exclude the outcome of appeals or other subsequent decisions.

Humanitarian Protection (HP) and Discretionary Leave (DL) replaced Exceptional Leave to Remain (ELR) from 1 April 2003.

'Non-substantiated withdrawals' are where an applicant fails to attend an initial interview and therefore fails to substantiate their claim, their claim is treated as withdrawn. Data not available prior to April 2008.

#### Table as.01

"Fresh claims": When a human rights or asylum claim has been refused, withdrawn or treated as withdrawn under *paragraph 333C of Immigration Rule 353* and any appeal relating to that claim is no longer pending, the decision maker will consider any further submissions and, if rejected, will then determine whether they amount to a fresh claim. The submissions will amount to a fresh claim if they are significantly different from the material that has previously been considered. The submissions will only be significantly different if the content: had not already been considered; and taken together with the previously considered material, created a realistic prospect of success, not withstanding its rejection.

"Pending" cases are those asylum applications from main applicants, including fresh claims, lodged since 1 April 2006 which are still under consideration at the end of the reference period.

#### Tables as.06 and as.12

"Cases with decision not known" and "Appeals with decision not known" reflect that no confirmation of a decision on the case/appeal had been received when the statistics were compiled on 9 May 2011.

*Table as.06 (Outcome analysis of asylum applications)*

Year relates to the period in which the application was made; the initial decisions and appeals within a “year of application” may have been made in a later year.

Appeals do not include outcomes of cases reconsidered prior to appeal. Excludes cases which were successful after appeal to the Upper Tribunal of the Immigration and Asylum Chamber.

“Enforced removals and notified voluntary departures” include asylum removals performed by Enforcement Officers using port powers of removal and a small number of cases dealt with at juxtaposed controls.

Since January 2006 “enforced removals and notified voluntary departures” include people leaving under Facilitated Return Schemes.

“Assisted voluntary returns” may include some cases leaving under the Assisted Voluntary Return for Irregular Migrants Programme and some cases where enforcement action has been initiated.

“Other voluntary departures” are people who it has been established left the UK without informing the immigration authorities.

*Table as.07 (Asylum applications received in Europe and elsewhere)*

Figures are rounded to the nearest 100 (\* = 1 to 49) and may not sum to the totals shown due to independent rounding.

Population estimates are sourced from the Population Reference Bureau.

Figures for the following countries are sourced from IGC: Australia, Austria, Belgium, Canada, Denmark, Finland, Germany, Ireland, Netherlands, Norway, Spain, Sweden, Switzerland

Figures for Belgium and United States are adjusted to include an estimated number of dependants.

Figures for the following countries are sourced from UNHCR: Bulgaria, Cyprus, Estonia, France, Greece, Hungary, Italy, Latvia, Lithuania, Luxembourg, Malta, Poland, Portugal, Romania, Slovakia, Slovenia, United States.

Figures for Czech Republic are sourced from EUROSTAT.

In Q2 2011, figures for Australia, Canada, Cyprus, Czech Republic, Denmark, Finland, Greece, Hungary, Italy, Luxembourg, Norway, Poland, Romania, Spain and United States are estimated.

“Estimated Asylum seekers/1,000 of population” uses mid-year population estimates as at the year of application. In the table showing data by quarter the figure has been multiplied by 4 in all cases to be comparable with the annual data.

*Tables as.08 and as.09 (Unaccompanied asylum seeking children)*

Figures exclude cases that were age disputed at the time of extract.

An Unaccompanied Asylum Seeking Child (UASC) is a person under 18, or who, in the absence of documentary evidence establishing age, appears to be under that age, is applying for asylum on his or her own right and has no relative or guardian in the United Kingdom.

*Table as.10 (Age disputed asylum applications)*

An age dispute case refers to an applicant who claims to be a child, but whose appearance and/or general demeanour strongly suggests that they are 18 or over, and whose age is disputed by the UK Border Agency unless there is credible documentary or other persuasive evidence to demonstrate the age claimed.

*Tables as.11 and as.12 (Fast Track process)*

May include a small number of cases dealt with at other scheduled sites under the Fast Track procedure.

The detained non-suspensive appeal process at Oakington moved to Harmondsworth (for males) and Yarl’s Wood (for females) alongside the respective detained fast track process already there.

Cases may be taken out of the Fast Track process if more complex issues emerge, which were not apparent at the initial screening stage, necessitating additional enquiries which cannot be conducted within the Fast Track timescales, or when it is decided that for whatever reason, the applicant is no longer suitable for fast track processing.

“Removals and voluntary departures” include enforced removals, persons departing voluntarily after notifying the UK Border Agency of their intention to leave prior to their departure, persons leaving under Assisted Voluntary Returns Programmes run by the International Organization for Migration and, for persons who it is established left the UK without informing the immigration authorities.



Data as at date of compilation (2010: 9 May 2011; 2009: 7 June 2010; 2008: 8 May 2009)

*Table as.13 (Non-suspensive appeals)*

Quarter referred to is the quarter in which the initial decision was made; a case is designated clearly unfounded based on the country of nationality if the country was on the list of designated countries when the application was made.

Numbers exclude those awaiting an initial decision.

“Total eligible for the non-suspensive appeals process” is the sum of the number of main applicants refused asylum, HP and DL with country of nationality designated clearly unfounded, together with the “number certified clearly unfounded on a case by case basis”.

Since 22 May 2007 the designated countries have been: Albania, Bolivia, Bosnia, Brazil, Ecuador, Gambia (males only), Ghana (males only), India, Jamaica, Kenya (males only), Liberia (males only), Macedonia, Malawi (males only), Mali (males only), Mauritius, Moldova, Mongolia, Montenegro, Nigeria (males only), Peru, Serbia, Sierra Leone (males only), South Africa and Ukraine. Kosovo was designated until 17 February 2008, but returned to the list on 3 March 2010. South Korea has been designated since 3 March 2010.

*Table as.14 (Asylum appeals)*

HM Courts & Tribunals Service (HMCTS) (formerly the Tribunals Service Immigration and Asylum (TSIA)), consists of the First-tier Tribunal and Upper Tribunal of the Immigration and Asylum Chamber (FTTIAC and UTIAC). This replaced the Asylum and Immigration Tribunal (AIT) on 15 February 2010. All figures for appeals determined are cases dealt with by Immigration Judges at the AIT or FTTIAC.

Withdrawn figures include cases withdrawn by the Home Office, as well as those withdrawn by the appellant.

*Tables as.15 and as.17 (Asylum support)*

“Invalid applications for support and support type not yet known” are cases that have been deemed invalid or has not yet been assessed.

A family is defined in this context as any principal applicant with at least one dependant.

*Tables as.16 and as.17 (Asylum support)*

The data excludes unaccompanied asylum seeking children supported by Local Authorities.

The data on asylum seekers in dispersed accommodation excludes those in initial accommodation.

“Disbenefited cases” are cases that were supported under the main UK benefits system and were moved into asylum support. Some of these cases remained in the original social services accommodation while still supported. Since Q2 2010, data on disbenefited cases have not been published.

See below for changes to Local Authorities.

*2007*

From 2007 Serbia and Montenegro shown separately as: Former Yugoslavia, Kosovo, Montenegro and Serbia.

*2009*

Structural changes to Local Government in England were effected on 1 April 2009, whereby a number of new Local Authorities were created:

- Alnwick, Berwick-upon-Tweed, Blyth Valley, Castle Morpeth, Tynedale, and Wansbeck Local Authorities merged to become Northumberland Local Authority.
- Bridgnorth, North Shropshire, Oswestry, Shrewsbury and Atcham, and South Shropshire Local Authorities merged to become Shropshire Local Authority.
- Caradon, Carrick, Kerrier, North Cornwall, Penwith, and Restormel Local Authorities merged to become Cornwall Local Authority.
- Chester, Ellesmere Port and Neston, and Vale Royal Local Authorities merged to become Cheshire West and Chester Local Authority.
- Chester-le-Street, Derwentside, Durham, Easington, Sedgefield, Teesdale, and Wear Valley Local Authorities merged to become County Durham Local Authority.
- Congleton, Crewe and Nantwich, and Macclesfield Local Authorities merged to become Cheshire East Local Authority.
- Kennet, North Wiltshire, Salisbury, and West Wiltshire Local Authorities merged to become Wiltshire Local Authority.

- Mid Bedfordshire, and South Bedfordshire Local Authorities merged to become Central Bedfordshire Local Authority.

2011

Bonaire, Sint Eustatius and Saba / Curacao / St. Maarten (Dutch Part) replaced Netherlands Antilles.

Within the Index 'Annual' and 'Quarterly' refer to the *Control of Immigration—United Kingdom*, 2009 annual and Q1 2011 quarterly bulletins.

*Filtering large tables*

Several of the tables in this presentation include filters (grey buttons in the bottom right corner of the cell at the top of columns) to allow users to select which part of the data they wish to view. To use the filters click on the button and select the item you want to see from the list. The arrow turns blue to indicate a filter has been selected for that column. To undo or change the selection click on the button again and select 'All' at the top of the list or another item from the list. Multiple items can be selected using the 'Custom' option from the list. More than one column can be filtered at the same time.

## Appendix H

Table as.14

### ASYLUM APPEAL APPLICATIONS AND DETERMINATIONS, BY COUNTRY OF NATIONALITY

Year	Geographical region	Country of nationality	Appeals received	Total appeals determined	Appeals allowed	Appeals dismissed	Appeals withdrawn
<b>2007</b>	<b>Total</b>	<b>*Total</b>	<b>11,573</b>	<b>12,395</b>	<b>2,784</b>	<b>9,024</b>	<b>587</b>
2007	Africa	*Total Africa	4,436	<b>4,789</b>	1,370	3,164	255
2007	Americas	Americas	170	<b>175</b>	16	152	7
2007	Asia	*Total Asia	3,367	<b>3,489</b>	572	2,759	158
2007	Europe	*Total Europe	628	<b>760</b>	203	517	40
2007	Middle East	*Total Middle East	2,920	<b>3,123</b>	597	2,403	123
2007	Oceania	*Total Oceania	0	<b>0</b>	0	0	0
2007	Other	*Total Other	52	<b>59</b>	26	29	4
2007	Asia	Afghanistan	1,076	<b>1,143</b>	162	914	67
2007	Europe	Albania	57	<b>68</b>	23	42	3
2007	Africa	Algeria	109	<b>105</b>	7	93	5
2007	Oceania	American Samoa	0	<b>0</b>	0	0	0
2007	Europe	Andorra	0	<b>0</b>	0	0	0
2007	Africa	Angola	61	<b>70</b>	10	52	8
2007	Americas	Anguilla (British)	0	<b>0</b>	0	0	0
2007	Americas	Antigua and Barbuda	0	<b>0</b>	0	0	0
2007	Americas	Argentina	0	<b>0</b>	0	0	0
2007	Europe	Armenia	7	<b>9</b>	1	8	0
2007	Americas	Aruba	0	<b>0</b>	0	0	0
2007	Oceania	Australia	0	<b>0</b>	0	0	0
2007	Europe	Austria	0	<b>0</b>	0	0	0
2007	Europe	Azerbaijan	21	<b>28</b>	7	19	2
2007	Americas	Bahamas, The	0	<b>0</b>	0	0	0
2007	Middle East	Bahrain	2	<b>0</b>	0	0	0
2007	Asia	Bangladesh	195	<b>177</b>	7	161	9
2007	Americas	Barbados	0	<b>0</b>	0	0	0
2007	Europe	Belarus	34	<b>32</b>	12	18	2
2007	Europe	Belgium	0	<b>0</b>	0	0	0
2007	Americas	Belize	1	<b>0</b>	0	0	0
2007	Africa	Benin	4	<b>3</b>	1	2	0
2007	Americas	Bermuda (British)	0	<b>0</b>	0	0	0

<i>Year</i>	<i>Geographical region</i>	<i>Country of nationality</i>	<i>Appeals received</i>	<i>Total appeals determined</i>	<i>Appeals allowed</i>	<i>Appeals dismissed</i>	<i>Appeals withdrawn</i>
2007	Asia	Bhutan	19	<b>19</b>	2	16	1
2007	Americas	Bolivia	8	<b>8</b>	2	6	0
2007	Americas	Bonaire, Sint Eustatius and Saba	:	:	:	:	:
2007	Europe	Bosnia and Herzegovina	5	<b>5</b>	1	2	2
2007	Africa	Botswana	2	<b>2</b>	0	2	0
2007	Americas	Brazil	2	<b>2</b>	0	2	0
2007	Other	British overseas citizens	5	<b>6</b>	0	6	0
2007	Asia	Brunei	0	<b>0</b>	0	0	0
2007	Europe	Bulgaria	0	<b>0</b>	0	0	0
2007	Africa	Burkina Faso	3	<b>2</b>	0	2	0
2007	Asia	Burma	40	<b>41</b>	22	16	3
2007	Africa	Burundi	23	<b>28</b>	9	17	2
2007	Asia	Cambodia	0	<b>0</b>	0	0	0
2007	Africa	Cameroon	164	<b>189</b>	40	130	19
2007	Americas	Canada	0	<b>0</b>	0	0	0
2007	Africa	Cape Verde	0	<b>0</b>	0	0	0
2007	Americas	Cayman Islands (British) Central African Republic	0	<b>0</b>	0	0	0
2007	Africa	Chad	4	<b>4</b>	3	1	0
2007	Americas	Chile	1	<b>1</b>	0	0	1
2007	Asia	China	457	<b>500</b>	60	425	15
2007	Oceania	Christmas Island Cocos (Keeling) Islands	0	<b>0</b>	0	0	0
2007	Americas	Colombia	26	<b>31</b>	3	28	0
2007	Africa	Comoros	0	<b>0</b>	0	0	0
2007	Africa	Congo Congo (Democratic Republic)	18	<b>24</b>	8	16	0
2007	Africa	Cook Islands	328	<b>386</b>	88	277	21
2007	Oceania	Costa Rica	0	<b>0</b>	0	0	0
2007	Americas	Croatia	1	<b>0</b>	0	0	0
2007	Europe	Croatia	7	<b>8</b>	2	5	1
2007	Americas	Cuba	8	<b>9</b>	1	8	0
2007	Americas	Curacao	:	:	:	:	:
2007	Europe	Cyprus Cyprus (Northern part of)	0	<b>1</b>	0	1	0
2007	Europe	Czech Republic	0	<b>0</b>	0	0	0
2007	Europe	Denmark	0	<b>0</b>	0	0	0
2007	Africa	Djibouti	1	<b>0</b>	0	0	0
2007	Americas	Dominica Dominican Republic	2	<b>0</b>	0	0	0
2007	Americas	East Timor	1	<b>1</b>	0	1	0
2007	Asia	Ecuador	0	<b>0</b>	0	0	0
2007	Americas	Ecuador	6	<b>7</b>	1	6	0
2007	Africa	Egypt	33	<b>35</b>	6	29	0
2007	Americas	El Salvador	0	<b>0</b>	0	0	0

<i>Year</i>	<i>Geographical region</i>	<i>Country of nationality</i>	<i>Appeals received</i>	<i>Total appeals determined</i>	<i>Appeals allowed</i>	<i>Appeals dismissed</i>	<i>Appeals withdrawn</i>
2007	Africa	Equatorial Guinea	0	<b>1</b>	1	0	0
2007	Africa	Eritrea	447	<b>560</b>	251	268	41
2007	Europe	Estonia	1	<b>1</b>	1	0	0
2007	Africa	Ethiopia	89	<b>98</b>	27	67	4
2007	Americas	Falkland Islands (British)	0	<b>0</b>	0	0	0
2007	Europe	Faroe Islands	0	<b>0</b>	0	0	0
2007	Oceania	Fiji	0	<b>0</b>	0	0	0
2007	Europe	Finland	0	<b>0</b>	0	0	0
2007	Europe	Former Yugoslavia	5	<b>12</b>	0	11	1
2007	Europe	France	0	<b>0</b>	0	0	0
2007	Americas	French Guiana	0	<b>0</b>	0	0	0
2007	Oceania	French Polynesia	0	<b>0</b>	0	0	0
2007	Africa	Gabon	0	<b>0</b>	0	0	0
2007	Africa	Gambia, The	59	<b>65</b>	11	53	1
2007	Europe	Georgia	27	<b>32</b>	3	28	1
2007	Europe	Germany	0	<b>0</b>	0	0	0
2007	Africa	Ghana	50	<b>49</b>	2	47	0
2007	Europe	Gibraltar (British)	0	<b>0</b>	0	0	0
2007	Europe	Greece	0	<b>0</b>	0	0	0
2007	Europe	Greenland	0	<b>0</b>	0	0	0
2007	Americas	Grenada	2	<b>1</b>	0	1	0
2007	Americas	Guadeloupe	0	<b>0</b>	0	0	0
2007	Americas	Guam	0	<b>0</b>	0	0	0
2007	Americas	Guatemala	1	<b>1</b>	0	1	0
2007	Africa	Guinea	96	<b>106</b>	16	81	9
2007	Africa	Guinea-Bissau	3	<b>3</b>	1	2	0
2007	Americas	Guyana	3	<b>3</b>	0	3	0
2007	Americas	Haiti	0	<b>1</b>	0	1	0
2007	Oceania	Heard Island and McDonald Islands	0	<b>0</b>	0	0	0
2007	Americas	Honduras	0	<b>0</b>	0	0	0
2007	Asia	Hong Kong	1	<b>1</b>	0	1	0
2007	Europe	Hungary	0	<b>0</b>	0	0	0
2007	Europe	Iceland	0	<b>0</b>	0	0	0
2007	Asia	India	61	<b>61</b>	6	50	5
2007	Asia	Indonesia	3	<b>2</b>	1	1	0
2007	Middle East	Iran	1,516	<b>1,650</b>	287	1,320	43
2007	Middle East	Iraq	1,012	<b>1,048</b>	228	763	57
2007	Europe	Ireland	0	<b>0</b>	0	0	0
2007	Middle East	Israel	10	<b>8</b>	1	7	0
2007	Europe	Italy	0	<b>0</b>	0	0	0
2007	Africa	Ivory Coast	102	<b>110</b>	28	80	2
2007	Americas	Jamaica	88	<b>92</b>	9	78	5
2007	Asia	Japan	1	<b>2</b>	0	2	0
2007	Middle East	Jordan	12	<b>10</b>	2	8	0
2007	Europe	Kazakhstan	8	<b>11</b>	3	8	0
2007	Africa	Kenya	80	<b>88</b>	13	74	1
2007	Oceania	Kiribati	0	<b>0</b>	0	0	0
2007	Asia	Korea (North)	14	<b>8</b>	3	4	1
2007	Asia	Korea (South)	4	<b>4</b>	0	4	0

<i>Year</i>	<i>Geographical region</i>	<i>Country of nationality</i>	<i>Appeals received</i>	<i>Total appeals determined</i>	<i>Appeals allowed</i>	<i>Appeals dismissed</i>	<i>Appeals withdrawn</i>
2007	Europe	Kosovo	56	<b>63</b>	19	43	1
2007	Middle East	Kuwait	62	<b>66</b>	25	37	4
2007	Europe	Kyrgyzstan	2	<b>3</b>	1	2	0
2007	Asia	Laos	0	<b>1</b>	0	1	0
2007	Europe	Latvia	1	<b>1</b>	1	0	0
2007	Middle East	Lebanon	40	<b>68</b>	9	57	2
2007	Africa	Lesotho	2	<b>1</b>	0	1	0
2007	Africa	Liberia	18	<b>18</b>	2	15	1
2007	Africa	Libya	39	<b>50</b>	6	42	2
2007	Europe	Liechtenstein	0	<b>0</b>	0	0	0
2007	Europe	Lithuania	2	<b>0</b>	0	0	0
2007	Europe	Luxembourg	0	<b>0</b>	0	0	0
2007	Asia	Macau	0	<b>0</b>	0	0	0
2007	Europe	Macedonia	4	<b>4</b>	0	4	0
2007	Africa	Madagascar	0	<b>0</b>	0	0	0
2007	Africa	Malawi	37	<b>39</b>	3	35	1
2007	Asia	Malaysia	10	<b>10</b>	1	9	0
2007	Asia	Maldives	0	<b>0</b>	0	0	0
2007	Africa	Mali	0	<b>0</b>	0	0	0
2007	Europe	Malta	0	<b>0</b>	0	0	0
		Marshall Islands	0	<b>0</b>	0	0	0
2007	Oceania	Islands	0	<b>0</b>	0	0	0
2007	Americas	Martinique	0	<b>0</b>	0	0	0
2007	Africa	Mauritania	2	<b>2</b>	0	1	1
2007	Africa	Mauritius	10	<b>10</b>	1	8	1
2007	Africa	Mayotte	0	<b>0</b>	0	0	0
2007	Americas	Mexico	1	<b>0</b>	0	0	0
2007	Oceania	Micronesia	0	<b>0</b>	0	0	0
2007	Europe	Moldova	6	<b>9</b>	3	5	1
2007	Europe	Monaco	0	<b>0</b>	0	0	0
2007	Asia	Mongolia	8	<b>7</b>	2	4	1
2007	Europe	Montenegro	0	<b>2</b>	0	2	0
		Montserrat (British)	0	<b>0</b>	0	0	0
2007	Africa	Morocco	7	<b>6</b>	0	6	0
2007	Africa	Mozambique	2	<b>3</b>	1	1	1
2007	Africa	Namibia	3	<b>4</b>	0	4	0
2007	Oceania	Nauru	0	<b>0</b>	0	0	0
2007	Asia	Nepal	19	<b>28</b>	1	27	0
2007	Europe	Netherlands	0	<b>0</b>	0	0	0
		Netherlands Antilles	0	<b>0</b>	0	0	0
2007	Americas	New Caledonia	0	<b>0</b>	0	0	0
		New Zealand	0	<b>0</b>	0	0	0
2007	Oceania	Zealand	0	<b>0</b>	0	0	0
2007	Americas	Nicaragua	1	<b>1</b>	0	1	0
2007	Africa	Niger	2	<b>3</b>	0	2	1
2007	Africa	Nigeria	314	<b>306</b>	28	265	13
2007	Oceania	Niue	0	<b>0</b>	0	0	0
		Norfolk Island	0	<b>0</b>	0	0	0
		Northern Mariana Islands	0	<b>0</b>	0	0	0
2007	Oceania	Islands	0	<b>0</b>	0	0	0
2007	Europe	Norway	0	<b>0</b>	0	0	0
		Occupied Palestinian Territories	138	<b>144</b>	16	119	9
2007	Middle East	Oman	0	<b>0</b>	0	0	0
		Other and unknown	6	<b>4</b>	0	2	2
2007	Other	unknown	6	<b>4</b>	0	2	2
2007	Asia	Pakistan	670	<b>702</b>	88	578	36
2007	Oceania	Palau	0	<b>0</b>	0	0	0

<i>Year</i>	<i>Geographical region</i>	<i>Country of nationality</i>	<i>Appeals received</i>	<i>Total appeals determined</i>	<i>Appeals allowed</i>	<i>Appeals dismissed</i>	<i>Appeals withdrawn</i>
2007	Americas	Panama	0	<b>0</b>	0	0	0
		Papua New Guinea					
2007	Oceania	Guinea	0	<b>0</b>	0	0	0
2007	Americas	Paraguay	0	<b>1</b>	0	1	0
2007	Americas	Peru	1	<b>1</b>	0	1	0
2007	Asia	Philippines	7	<b>6</b>	0	5	1
		Pitcairn Islands					
2007	Oceania	(British)	0	<b>0</b>	0	0	0
2007	Europe	Poland	0	<b>2</b>	0	1	1
2007	Europe	Portugal	0	<b>0</b>	0	0	0
2007	Americas	Puerto Rico	0	<b>0</b>	0	0	0
2007	Middle East	Qatar	0	<b>0</b>	0	0	0
2007	Africa	Reunion	0	<b>0</b>	0	0	0
2007	Europe	Romania	2	<b>5</b>	1	1	3
2007	Europe	Russia	66	<b>78</b>	26	49	3
2007	Africa	Rwanda	30	<b>33</b>	8	22	3
2007	Oceania	Samoa	0	<b>0</b>	0	0	0
2007	Europe	San Marino	0	<b>0</b>	0	0	0
		Sao Tome and Principe					
2007	Africa	Saudi Arabia	0	<b>0</b>	0	0	0
2007	Middle East	Arabia	0	<b>0</b>	0	0	0
2007	Africa	Senegal	16	<b>14</b>	2	12	0
2007	Europe	Serbia	19	<b>26</b>	8	18	0
		Serbia and Montenegro					
2007	Europe	Montenegro	:	<b>:</b>	:	:	:
2007	Africa	Seychelles	1	<b>1</b>	0	1	0
		Sierra Leone					
2007	Africa	Leone	77	<b>89</b>	19	65	5
2007	Asia	Singapore	0	<b>0</b>	0	0	0
2007	Europe	Slovakia	0	<b>0</b>	0	0	0
2007	Europe	Slovenia	0	<b>0</b>	0	0	0
		Solomon Islands					
2007	Oceania	Islands	0	<b>0</b>	0	0	0
2007	Africa	Somalia	626	<b>705</b>	376	288	41
		South Africa					
2007	Africa	Africa	42	<b>48</b>	1	43	4
		South Georgia and Sandwich Islands					
2007	Americas	Islands	0	<b>0</b>	0	0	0
2007	Europe	Spain	0	<b>0</b>	0	0	0
2007	Asia	Sri Lanka	760	<b>755</b>	216	521	18
		St. Helena					
2007	Africa	(British)	0	<b>0</b>	0	0	0
		St. Kitts and Nevis					
2007	Americas	and Nevis	1	<b>0</b>	0	0	0
2007	Americas	St. Lucia	2	<b>1</b>	0	1	0
		St. Maarten (Dutch Part)					
2007	Americas	(Dutch Part)	:	<b>:</b>	:	:	:
		St. Martin (French Part)					
2007	Americas	(French Part)	:	<b>:</b>	:	:	:
		St. Pierre and Miquelon					
2007	Americas	Miquelon	0	<b>0</b>	0	0	0
		St. Vincent and the Grenadines					
2007	Americas	Grenadines	2	<b>2</b>	0	2	0
2007	Other	Stateless	41	<b>49</b>	26	21	2
2007	Africa	Sudan	264	<b>319</b>	129	171	19

<i>Year</i>	<i>Geographical region</i>	<i>Country of nationality</i>	<i>Appeals received</i>	<i>Total appeals determined</i>	<i>Appeals allowed</i>	<i>Appeals dismissed</i>	<i>Appeals withdrawn</i>
2007	Americas	Surinam	0	<b>0</b>	0	0	0
		Svalbard and Jan					
2007	Europe	Mayen	0	<b>0</b>	0	0	0
2007	Africa	Swaziland	7	<b>7</b>	0	7	0
2007	Europe	Sweden	0	<b>0</b>	0	0	0
2007	Europe	Switzerland	0	<b>0</b>	0	0	0
2007	Middle East	Syria	100	<b>98</b>	20	71	7
2007	Asia	Taiwan	0	<b>0</b>	0	0	0
2007	Europe	Tajikistan	0	<b>0</b>	0	0	0
2007	Africa	Tanzania	19	<b>18</b>	2	14	2
2007	Asia	Thailand	3	<b>0</b>	0	0	0
2007	Africa	Togo	14	<b>14</b>	1	12	1
2007	Oceania	Tokelau	0	<b>0</b>	0	0	0
2007	Oceania	Tonga	0	<b>0</b>	0	0	0
		Trinidad and Tobago					
2007	Americas	and Tobago	2	<b>2</b>	0	2	0
2007	Africa	Tunisia	4	<b>5</b>	1	4	0
2007	Europe	Turkey	257	<b>313</b>	81	216	16
2007	Europe	Turkmenistan	4	<b>5</b>	1	4	0
		Turks and Caicos Islands					
2007	Americas	(British)	0	<b>0</b>	0	0	0
2007	Oceania	Tuvalu	0	<b>0</b>	0	0	0
2007	Africa	Uganda	117	<b>116</b>	17	88	11
2007	Europe	Ukraine	21	<b>25</b>	7	16	2
		United Arab Emirates					
2007	Middle East	United	1	<b>1</b>	0	1	0
		States					
2007	Americas	Uruguay	6	<b>6</b>	0	5	1
2007	Americas	Uruguay	0	<b>0</b>	0	0	0
2007	Europe	Uzbekistan	16	<b>17</b>	2	14	1
2007	Oceania	Vanuatu	0	<b>0</b>	0	0	0
2007	Europe	Vatican City	0	<b>0</b>	0	0	0
2007	Americas	Venezuela	4	<b>4</b>	0	4	0
2007	Asia	Vietnam	19	<b>22</b>	1	20	1
		Virgin Islands					
2007	Americas	(British)	0	<b>0</b>	0	0	0
		Virgin Islands					
2007	Americas	(US)	0	<b>0</b>	0	0	0
		Wallis and Futuna					
2007	Oceania	Western	0	<b>0</b>	0	0	0
		Sahara					
2007	Africa	Sahara	2	<b>0</b>	0	0	0
2007	Middle East	Yemen	27	<b>30</b>	9	20	1
2007	Africa	Zambia	8	<b>9</b>	2	6	1
2007	Africa	Zimbabwe	1,097	<b>1,039</b>	249	756	34
2008	Total	*Total	9,712	<b>9,209</b>	2,124	6,655	430
		*Total					
2008	Africa	Africa	4,134	<b>4,018</b>	1,109	2,699	210
		*Total					
2008	Americas	Americas	108	<b>107</b>	17	81	9
2008	Asia	*Total Asia	2,773	<b>2,586</b>	503	1,969	114
		*Total					
2008	Europe	Europe	298	<b>288</b>	74	195	19
		*Total					
2008	Middle East	Middle East	2,364	<b>2,177</b>	402	1,701	74
		*Total					
2008	Oceania	Oceania	1	<b>1</b>	0	0	1
		*Total					
2008	Other	Other	34	<b>32</b>	19	10	3

<i>Year</i>	<i>Geographical region</i>	<i>Country of nationality</i>	<i>Appeals received</i>	<i>Total appeals determined</i>	<i>Appeals allowed</i>	<i>Appeals dismissed</i>	<i>Appeals withdrawn</i>
2008	Asia	Afghanistan	845	<b>757</b>	153	568	36
2008	Europe	Albania	32	<b>38</b>	11	22	5
2008	Africa	Algeria	81	<b>90</b>	9	73	8
2008	Oceania	American Samoa	0	<b>0</b>	0	0	0
2008	Europe	Andorra	0	<b>0</b>	0	0	0
2008	Africa	Angola	42	<b>42</b>	5	33	4
2008	Americas	Anguilla (British)	0	<b>0</b>	0	0	0
2008	Americas	Antigua and Barbuda	0	<b>0</b>	0	0	0
2008	Americas	Argentina	1	<b>1</b>	0	1	0
2008	Europe	Armenia	8	<b>5</b>	1	4	0
2008	Americas	Aruba	0	<b>0</b>	0	0	0
2008	Oceania	Australia	0	<b>0</b>	0	0	0
2008	Europe	Austria	0	<b>0</b>	0	0	0
2008	Europe	Azerbaijan	5	<b>6</b>	0	6	0
2008	Americas	Bahamas, The	0	<b>0</b>	0	0	0
2008	Middle East	Bahrain	0	<b>2</b>	1	1	0
2008	Asia	Bangladesh	151	<b>162</b>	22	132	8
2008	Americas	Barbados	1	<b>0</b>	0	0	0
2008	Europe	Belarus	17	<b>15</b>	4	10	1
2008	Europe	Belgium	0	<b>0</b>	0	0	0
2008	Americas	Belize	0	<b>1</b>	1	0	0
2008	Africa	Benin	0	<b>2</b>	0	1	1
2008	Americas	Bermuda (British)	0	<b>0</b>	0	0	0
2008	Asia	Bhutan	10	<b>8</b>	2	6	0
2008	Americas	Bolivia	6	<b>4</b>	0	2	2
2008	Americas	Bonaire, Sint Eustatius and Saba	:	:	:	:	:
2008	Europe	Bosnia and Herzegovina	1	<b>2</b>	0	2	0
2008	Africa	Botswana	2	<b>2</b>	0	2	0
2008	Americas	Brazil	1	<b>1</b>	0	1	0
2008	Other	British overseas citizens	0	<b>1</b>	0	1	0
2008	Asia	Brunei	0	<b>0</b>	0	0	0
2008	Europe	Bulgaria	0	<b>0</b>	0	0	0
2008	Africa	Burkina Faso	1	<b>2</b>	1	1	0
2008	Asia	Burma	48	<b>44</b>	25	19	0
2008	Africa	Burundi	6	<b>7</b>	3	2	2
2008	Asia	Cambodia	0	<b>0</b>	0	0	0
2008	Africa	Cameroon	82	<b>87</b>	21	59	7
2008	Americas	Canada	0	<b>0</b>	0	0	0
2008	Africa	Cape Verde	0	<b>0</b>	0	0	0
2008	Americas	Cayman Islands (British)	0	<b>0</b>	0	0	0
2008	Africa	Central African Republic	1	<b>1</b>	0	1	0
2008	Africa	Chad	4	<b>4</b>	2	2	0
2008	Americas	Chile	0	<b>0</b>	0	0	0
2008	Asia	China	353	<b>327</b>	37	282	8
2008	Oceania	Christmas Island	0	<b>0</b>	0	0	0
2008	Oceania	Cocos (Keeling) Islands	0	<b>0</b>	0	0	0



<i>Year</i>	<i>Geographical region</i>	<i>Country of nationality</i>	<i>Appeals received</i>	<i>Total appeals determined</i>	<i>Appeals allowed</i>	<i>Appeals dismissed</i>	<i>Appeals withdrawn</i>
2008	Americas	Colombia	7	<b>6</b>	1	5	0
2008	Africa	Comoros	0	<b>0</b>	0	0	0
2008	Africa	Congo	18	<b>17</b>	1	14	2
2008	Africa	Congo (Democratic Republic)	166	<b>156</b>	43	105	8
2008	Oceania	Cook Islands	0	<b>0</b>	0	0	0
2008	Americas	Costa Rica	0	<b>0</b>	0	0	0
2008	Europe	Croatia	1	<b>1</b>	0	1	0
2008	Americas	Cuba	4	<b>3</b>	1	1	1
2008	Americas	Curacao	:	<b>:</b>	:	:	:
2008	Europe	Cyprus	0	<b>0</b>	0	0	0
2008	Europe	Cyprus (Northern part of)	0	<b>0</b>	0	0	0
2008	Europe	Czech Republic	0	<b>0</b>	0	0	0
2008	Europe	Denmark	0	<b>0</b>	0	0	0
2008	Africa	Djibouti	2	<b>2</b>	0	1	1
2008	Americas	Dominica	0	<b>1</b>	1	0	0
2008	Americas	Dominican Republic	1	<b>0</b>	0	0	0
2008	Asia	East Timor	0	<b>0</b>	0	0	0
2008	Americas	Ecuador	4	<b>3</b>	1	2	0
2008	Africa	Egypt	29	<b>23</b>	1	21	1
2008	Americas	El Salvador	0	<b>0</b>	0	0	0
2008	Africa	Equatorial Guinea	0	<b>0</b>	0	0	0
2008	Africa	Eritrea	292	<b>268</b>	130	121	17
2008	Europe	Estonia	0	<b>0</b>	0	0	0
2008	Africa	Ethiopia	59	<b>59</b>	11	45	3
2008	Americas	Falkland Islands (British)	0	<b>0</b>	0	0	0
2008	Europe	Faroe Islands	0	<b>0</b>	0	0	0
2008	Oceania	Fiji	1	<b>1</b>	0	0	1
2008	Europe	Finland	0	<b>0</b>	0	0	0
2008	Europe	Former Yugoslavia	1	<b>2</b>	0	2	0
2008	Europe	France	0	<b>0</b>	0	0	0
2008	Americas	French Guiana	0	<b>0</b>	0	0	0
2008	Oceania	French Polynesia	0	<b>0</b>	0	0	0
2008	Africa	Gabon	0	<b>0</b>	0	0	0
2008	Africa	Gambia, The	49	<b>50</b>	11	37	2
2008	Europe	Georgia	28	<b>19</b>	0	19	0
2008	Europe	Germany	0	<b>0</b>	0	0	0
2008	Africa	Ghana	37	<b>33</b>	2	30	1
2008	Europe	Gibraltar (British)	0	<b>0</b>	0	0	0
2008	Europe	Greece	0	<b>0</b>	0	0	0
2008	Europe	Greenland	0	<b>0</b>	0	0	0
2008	Americas	Grenada	0	<b>1</b>	0	1	0
2008	Americas	Guadeloupe	0	<b>0</b>	0	0	0
2008	Americas	Guam	0	<b>0</b>	0	0	0
2008	Americas	Guatemala	0	<b>0</b>	0	0	0
2008	Africa	Guinea	35	<b>37</b>	9	27	1
2008	Africa	Guinea-Bissau	2	<b>2</b>	1	1	0
2008	Americas	Guyana	5	<b>6</b>	1	5	0

<i>Year</i>	<i>Geographical region</i>	<i>Country of nationality</i>	<i>Appeals received</i>	<i>Total appeals determined</i>	<i>Appeals allowed</i>	<i>Appeals dismissed</i>	<i>Appeals withdrawn</i>
2008	Americas	Haiti	1	<b>0</b>	0	0	0
		Heard Island and McDonald Islands					
2008	Oceania	Islands	0	<b>0</b>	0	0	0
2008	Americas	Honduras	1	<b>1</b>	0	1	0
2008	Asia	Hong Kong	0	<b>0</b>	0	0	0
2008	Europe	Hungary	0	<b>0</b>	0	0	0
2008	Europe	Iceland	0	<b>0</b>	0	0	0
2008	Asia	India	30	<b>33</b>	4	24	5
2008	Asia	Indonesia	0	<b>1</b>	0	1	0
2008	Middle East	Iran	1,154	<b>1,036</b>	212	797	27
2008	Middle East	Iraq	924	<b>870</b>	140	696	34
2008	Europe	Ireland	0	<b>0</b>	0	0	0
2008	Middle East	Israel	8	<b>6</b>	1	4	1
2008	Europe	Italy	0	<b>0</b>	0	0	0
2008	Africa	Ivory Coast	43	<b>48</b>	11	36	1
2008	Americas	Jamaica	58	<b>60</b>	10	46	4
2008	Asia	Japan	1	<b>1</b>	0	0	1
2008	Middle East	Jordan	14	<b>14</b>	4	10	0
2008	Europe	Kazakhstan	2	<b>2</b>	0	2	0
2008	Africa	Kenya	83	<b>78</b>	9	57	12
2008	Oceania	Kiribati	0	<b>0</b>	0	0	0
		Korea (North)					
2008	Asia	(North)	48	<b>44</b>	6	31	7
		Korea (South)					
2008	Asia	(South)	2	<b>2</b>	0	2	0
2008	Europe	Kosovo	29	<b>30</b>	10	17	3
2008	Middle East	Kuwait	46	<b>42</b>	10	32	0
2008	Europe	Kyrgyzstan	2	<b>2</b>	0	2	0
2008	Asia	Laos	0	<b>0</b>	0	0	0
2008	Europe	Latvia	0	<b>0</b>	0	0	0
2008	Middle East	Lebanon	29	<b>30</b>	6	24	0
2008	Africa	Lesotho	1	<b>2</b>	0	2	0
2008	Africa	Liberia	6	<b>8</b>	2	6	0
2008	Africa	Libya	21	<b>23</b>	3	18	2
2008	Europe	Liechtenstein	0	<b>0</b>	0	0	0
2008	Europe	Lithuania	0	<b>1</b>	0	1	0
2008	Europe	Luxembourg	0	<b>0</b>	0	0	0
2008	Asia	Macau	0	<b>0</b>	0	0	0
2008	Europe	Macedonia	2	<b>2</b>	0	2	0
2008	Africa	Madagascar	0	<b>0</b>	0	0	0
2008	Africa	Malawi	53	<b>49</b>	2	43	4
2008	Asia	Malaysia	10	<b>11</b>	2	8	1
2008	Asia	Maldives	0	<b>0</b>	0	0	0
2008	Africa	Mali	2	<b>2</b>	0	2	0
2008	Europe	Malta	0	<b>0</b>	0	0	0
		Marshall Islands					
2008	Oceania	Islands	0	<b>0</b>	0	0	0
2008	Americas	Martinique	0	<b>0</b>	0	0	0
2008	Africa	Mauritania	1	<b>0</b>	0	0	0
2008	Africa	Mauritius	5	<b>4</b>	0	3	1
2008	Africa	Mayotte	0	<b>0</b>	0	0	0
2008	Americas	Mexico	0	<b>1</b>	0	1	0
2008	Oceania	Micronesia	0	<b>0</b>	0	0	0
2008	Europe	Moldova	3	<b>3</b>	0	3	0
2008	Europe	Monaco	0	<b>0</b>	0	0	0
2008	Asia	Mongolia	7	<b>6</b>	0	6	0
2008	Europe	Montenegro	0	<b>0</b>	0	0	0
		Montserrat (British)					
2008	Americas	(British)	0	<b>0</b>	0	0	0
2008	Africa	Morocco	13	<b>10</b>	1	9	0
2008	Africa	Mozambique	2	<b>1</b>	0	1	0
2008	Africa	Namibia	3	<b>3</b>	0	3	0

<i>Year</i>	<i>Geographical region</i>	<i>Country of nationality</i>	<i>Appeals received</i>	<i>Total appeals determined</i>	<i>Appeals allowed</i>	<i>Appeals dismissed</i>	<i>Appeals withdrawn</i>
2008	Oceania	Nauru	0	<b>0</b>	0	0	0
2008	Asia	Nepal	15	<b>14</b>	0	13	1
2008	Europe	Netherlands	0	<b>0</b>	0	0	0
		Netherlands					
2008	Americas	Antilles	0	<b>0</b>	0	0	0
		New					
2008	Oceania	Caledonia	0	<b>0</b>	0	0	0
		New					
2008	Oceania	Zealand	0	<b>0</b>	0	0	0
2008	Americas	Nicaragua	2	<b>2</b>	0	2	0
2008	Africa	Niger	2	<b>1</b>	0	1	0
2008	Africa	Nigeria	263	<b>233</b>	21	204	8
2008	Oceania	Niue	0	<b>0</b>	0	0	0
		Norfolk					
2008	Oceania	Island	0	<b>0</b>	0	0	0
		Northern					
		Mariana					
2008	Oceania	Islands	0	<b>0</b>	0	0	0
2008	Europe	Norway	0	<b>0</b>	0	0	0
		Occupied					
		Palestinian					
2008	Middle East	Territories	81	<b>75</b>	4	66	5
2008	Middle East	Oman	1	<b>1</b>	1	0	0
		Other and					
		unknown	2	<b>3</b>	1	2	0
2008	Asia	Pakistan	596	<b>566</b>	64	468	34
2008	Oceania	Palau	0	<b>0</b>	0	0	0
2008	Americas	Panama	1	<b>1</b>	0	1	0
		Papua New					
		Guinea	0	<b>0</b>	0	0	0
2008	Oceania	Guinea	0	<b>0</b>	0	0	0
2008	Americas	Paraguay	0	<b>0</b>	0	0	0
2008	Americas	Peru	1	<b>1</b>	0	1	0
2008	Asia	Philippines	1	<b>1</b>	0	1	0
		Pitcairn					
		Islands					
2008	Oceania	(British)	0	<b>0</b>	0	0	0
2008	Europe	Poland	0	<b>0</b>	0	0	0
2008	Europe	Portugal	0	<b>1</b>	0	0	1
2008	Americas	Puerto Rico	0	<b>0</b>	0	0	0
2008	Middle East	Qatar	0	<b>0</b>	0	0	0
2008	Africa	Reunion	0	<b>0</b>	0	0	0
2008	Europe	Romania	0	<b>0</b>	0	0	0
2008	Europe	Russia	25	<b>22</b>	4	14	4
2008	Africa	Rwanda	11	<b>14</b>	2	12	0
2008	Oceania	Samoa	0	<b>0</b>	0	0	0
2008	Europe	San Marino	0	<b>0</b>	0	0	0
		Sao Tome					
		and					
2008	Africa	Principe	0	<b>0</b>	0	0	0
		Saudi					
2008	Middle East	Arabia	11	<b>5</b>	0	5	0
2008	Africa	Senegal	7	<b>7</b>	1	6	0
2008	Europe	Serbia	0	<b>1</b>	0	1	0
		Serbia and					
		Montenegro	:	<b>:</b>	:	:	:
2008	Europe	Montenegro	:	<b>:</b>	:	:	:
2008	Africa	Seychelles	0	<b>0</b>	0	0	0
		Sierra					
2008	Africa	Leone	28	<b>34</b>	4	27	3
2008	Asia	Singapore	1	<b>1</b>	0	1	0
2008	Europe	Slovakia	0	<b>0</b>	0	0	0
2008	Europe	Slovenia	0	<b>0</b>	0	0	0
		Solomon					
2008	Oceania	Islands	0	<b>0</b>	0	0	0
2008	Africa	Somalia	477	<b>446</b>	204	213	29

<i>Year</i>	<i>Geographical region</i>	<i>Country of nationality</i>	<i>Appeals received</i>	<i>Total appeals determined</i>	<i>Appeals allowed</i>	<i>Appeals dismissed</i>	<i>Appeals withdrawn</i>
2008	Africa	South Africa	27	<b>29</b>	1	26	2
		South Georgia and Sandwich Islands					
2008	Americas	Islands	0	<b>0</b>	0	0	0
2008	Europe	Spain	0	<b>0</b>	0	0	0
2008	Asia	Sri Lanka	628	<b>584</b>	184	387	13
2008	Africa	St. Helena (British)	0	<b>0</b>	0	0	0
2008	Americas	St. Kitts and Nevis	0	<b>1</b>	0	0	1
2008	Americas	St. Lucia	5	<b>5</b>	0	5	0
2008	Americas	St. Maarten (Dutch Part)	:	:	:	:	:
2008	Americas	St. Martin (French Part)	:	:	:	:	:
2008	Americas	St. Pierre and Miquelon	0	<b>0</b>	0	0	0
2008	Americas	St. Vincent and the Grenadines	1	<b>1</b>	0	1	0
2008	Other	Stateless	32	<b>28</b>	18	7	3
2008	Africa	Sudan	90	<b>105</b>	35	67	3
2008	Americas	Surinam	0	<b>0</b>	0	0	0
2008	Europe	Svalbard and Jan Mayen	0	<b>0</b>	0	0	0
2008	Africa	Swaziland	4	<b>4</b>	0	4	0
2008	Europe	Sweden	0	<b>0</b>	0	0	0
2008	Europe	Switzerland	0	<b>0</b>	0	0	0
2008	Middle East	Syria	74	<b>79</b>	22	53	4
2008	Asia	Taiwan	0	<b>0</b>	0	0	0
2008	Europe	Tajikistan	1	<b>0</b>	0	0	0
2008	Africa	Tanzania	21	<b>16</b>	1	15	0
2008	Asia	Thailand	3	<b>4</b>	1	3	0
2008	Africa	Togo	12	<b>14</b>	2	12	0
2008	Oceania	Tokelau	0	<b>0</b>	0	0	0
2008	Oceania	Tonga	0	<b>0</b>	0	0	0
2008	Americas	Trinidad and Tobago	2	<b>2</b>	1	1	0
2008	Africa	Tunisia	11	<b>10</b>	5	4	1
2008	Europe	Turkey	123	<b>116</b>	40	73	3
2008	Europe	Turkmenistan	5	<b>2</b>	0	2	0
2008	Americas	Turks and Caicos Islands (British)	0	<b>0</b>	0	0	0
2008	Oceania	Tuvalu	0	<b>0</b>	0	0	0
2008	Africa	Uganda	74	<b>77</b>	11	61	5
2008	Europe	Ukraine	6	<b>8</b>	2	4	2
2008	Middle East	United Arab Emirates	1	<b>1</b>	0	1	0
2008	Americas	United States	6	<b>5</b>	0	4	1
2008	Americas	Uruguay	0	<b>0</b>	0	0	0
2008	Europe	Uzbekistan	7	<b>10</b>	2	8	0
2008	Oceania	Vanuatu	0	<b>0</b>	0	0	0
2008	Europe	Vatican City	0	<b>0</b>	0	0	0
2008	Americas	Venezuela	0	<b>0</b>	0	0	0
2008	Asia	Vietnam	24	<b>20</b>	3	17	0

<i>Year</i>	<i>Geographical region</i>	<i>Country of nationality</i>	<i>Appeals received</i>	<i>Total appeals determined</i>	<i>Appeals allowed</i>	<i>Appeals dismissed</i>	<i>Appeals withdrawn</i>
2008	Americas	Virgin Islands (British)	0	<b>0</b>	0	0	0
2008	Americas	Virgin Islands (US)	0	<b>0</b>	0	0	0
2008	Oceania	Wallis and Futuna	0	<b>0</b>	0	0	0
2008	Africa	Western Sahara	1	<b>3</b>	0	3	0
2008	Middle East	Yemen	21	<b>16</b>	1	12	3
2008	Africa	Zambia	12	<b>11</b>	4	7	0
2008	Africa	Zimbabwe	1,953	<b>1,902</b>	540	1,281	81
2009	Total	*Total	14,340	<b>12,813</b>	3,712	8,627	474
2009	Africa	*Total Africa	6,616	<b>5,808</b>	2,203	3,348	257
2009	Americas	Americas	137	<b>117</b>	24	87	6
2009	Asia	*Total Asia	4,311	<b>3,790</b>	817	2,843	130
2009	Europe	*Total Europe	352	<b>329</b>	80	236	13
2009	Middle East	Middle East	2,861	<b>2,714</b>	554	2,092	68
2009	Oceania	*Total Oceania	1	<b>1</b>	0	1	0
2009	Other	Other	62	<b>54</b>	34	20	0
2009	Asia	Afghanistan	1,548	<b>1,369</b>	286	1,024	59
2009	Europe	Albania	75	<b>58</b>	15	41	2
2009	Africa	Algeria	80	<b>71</b>	3	67	1
2009	Oceania	American Samoa	0	<b>0</b>	0	0	0
2009	Europe	Andorra	0	<b>0</b>	0	0	0
2009	Africa	Angola	33	<b>32</b>	6	26	0
2009	Americas	Anguilla (British)	0	<b>0</b>	0	0	0
2009	Americas	Antigua and Barbuda	0	<b>0</b>	0	0	0
2009	Americas	Argentina	0	<b>0</b>	0	0	0
2009	Europe	Armenia	3	<b>4</b>	0	4	0
2009	Americas	Aruba	0	<b>0</b>	0	0	0
2009	Oceania	Australia	0	<b>0</b>	0	0	0
2009	Europe	Austria	0	<b>0</b>	0	0	0
2009	Europe	Azerbaijan	14	<b>12</b>	2	7	3
2009	Americas	Bahamas, The	0	<b>0</b>	0	0	0
2009	Middle East	Bahrain	0	<b>0</b>	0	0	0
2009	Asia	Bangladesh	192	<b>177</b>	10	156	11
2009	Americas	Barbados	1	<b>2</b>	0	2	0
2009	Europe	Belarus	18	<b>18</b>	7	11	0
2009	Europe	Belgium	0	<b>0</b>	0	0	0
2009	Americas	Belize	0	<b>0</b>	0	0	0
2009	Africa	Benin	4	<b>3</b>	0	2	1
2009	Americas	Bermuda (British)	0	<b>0</b>	0	0	0
2009	Asia	Bhutan	21	<b>22</b>	5	17	0
2009	Americas	Bolivia	1	<b>0</b>	0	0	0
2009	Americas	Bonaire, Sint Eustatius and Saba	:	:	:	:	:
2009	Europe	Bosnia and Herzegovina	1	<b>0</b>	0	0	0
2009	Africa	Botswana	6	<b>4</b>	0	3	1

<i>Year</i>	<i>Geographical region</i>	<i>Country of nationality</i>	<i>Appeals received</i>	<i>Total appeals determined</i>	<i>Appeals allowed</i>	<i>Appeals dismissed</i>	<i>Appeals withdrawn</i>
2009	Americas	Brazil	5	<b>5</b>	0	5	0
2009	Other	British overseas citizens	3	<b>1</b>	1	0	0
2009	Asia	Brunei	0	<b>0</b>	0	0	0
2009	Europe	Bulgaria	0	<b>0</b>	0	0	0
2009	Africa	Burkina Faso	0	<b>0</b>	0	0	0
2009	Asia	Burma	84	<b>64</b>	34	25	5
2009	Africa	Burundi	13	<b>12</b>	2	10	0
2009	Asia	Cambodia	0	<b>0</b>	0	0	0
2009	Africa	Cameroon	66	<b>58</b>	23	31	4
2009	Americas	Canada	1	<b>1</b>	0	1	0
2009	Africa	Cape Verde Islands	0	<b>0</b>	0	0	0
2009	Americas	(British) Central African Republic	0	<b>0</b>	0	0	0
2009	Africa	Chad	11	<b>8</b>	4	2	2
2009	Americas	Chile	2	<b>2</b>	0	1	1
2009	Asia	China	482	<b>420</b>	56	361	3
2009	Oceania	Christmas Island Cocos (Keeling) Islands	0	<b>0</b>	0	0	0
2009	Oceania	Colombia	9	<b>9</b>	5	4	0
2009	Africa	Comoros	0	<b>0</b>	0	0	0
2009	Africa	Congo Congo (Democratic Republic)	20	<b>17</b>	3	13	1
2009	Africa	Cook Islands	183	<b>174</b>	38	131	5
2009	Oceania	Costa Rica	0	<b>0</b>	0	0	0
2009	Americas	Croatia	0	<b>0</b>	0	0	0
2009	Europe	Croatia	1	<b>0</b>	0	0	0
2009	Americas	Cuba	5	<b>6</b>	2	4	0
2009	Americas	Curacao	:	<b>:</b>	:	:	:
2009	Europe	Cyprus Cyprus (Northern part of)	0	<b>0</b>	0	0	0
2009	Europe	Czech Republic	0	<b>1</b>	0	0	1
2009	Europe	Denmark	0	<b>0</b>	0	0	0
2009	Europe	Denmark	0	<b>0</b>	0	0	0
2009	Africa	Djibouti	2	<b>3</b>	0	3	0
2009	Americas	Dominica Dominican Republic	0	<b>0</b>	0	0	0
2009	Americas	East Timor	0	<b>1</b>	0	1	0
2009	Asia	Ecuador	0	<b>0</b>	0	0	0
2009	Americas	Ecuador	0	<b>0</b>	0	0	0
2009	Africa	Egypt	38	<b>37</b>	6	29	2
2009	Americas	El Salvador Equatorial Guinea	0	<b>0</b>	0	0	0
2009	Africa	Eritrea	2	<b>2</b>	1	1	0
2009	Africa	Eritrea	392	<b>408</b>	170	226	12
2009	Europe	Estonia	0	<b>0</b>	0	0	0
2009	Africa	Ethiopia	78	<b>72</b>	15	56	1
2009	Americas	Falkland Islands (British) Faroe Islands	0	<b>0</b>	0	0	0
2009	Europe	Islands	0	<b>0</b>	0	0	0

<i>Year</i>	<i>Geographical region</i>	<i>Country of nationality</i>	<i>Appeals received</i>	<i>Total appeals determined</i>	<i>Appeals allowed</i>	<i>Appeals dismissed</i>	<i>Appeals withdrawn</i>
2009	Oceania	Fiji	0	<b>0</b>	0	0	0
2009	Europe	Finland	0	<b>0</b>	0	0	0
2009	Europe	Former Yugoslavia	3	<b>3</b>	1	2	0
2009	Europe	France	0	<b>0</b>	0	0	0
2009	Americas	French Guiana	0	<b>0</b>	0	0	0
2009	Oceania	Polynesia	0	<b>0</b>	0	0	0
2009	Africa	Gabon	1	<b>1</b>	0	1	0
2009	Africa	Gambia, The	93	<b>70</b>	15	52	3
2009	Europe	Georgia	42	<b>36</b>	2	33	1
2009	Europe	Germany	0	<b>0</b>	0	0	0
2009	Africa	Ghana	43	<b>33</b>	4	26	3
2009	Europe	Gibraltar (British)	0	<b>0</b>	0	0	0
2009	Europe	Greece	0	<b>0</b>	0	0	0
2009	Europe	Greenland	0	<b>0</b>	0	0	0
2009	Americas	Grenada	1	<b>0</b>	0	0	0
2009	Americas	Guadeloupe	0	<b>0</b>	0	0	0
2009	Americas	Guam	0	<b>0</b>	0	0	0
2009	Americas	Guatemala	0	<b>0</b>	0	0	0
2009	Africa	Guinea	59	<b>43</b>	10	32	1
2009	Africa	Guinea-Bissau	1	<b>0</b>	0	0	0
2009	Americas	Guyana	6	<b>6</b>	0	5	1
2009	Americas	Haiti	1	<b>1</b>	1	0	0
2009	Oceania	Heard Island and McDonald Islands	0	<b>0</b>	0	0	0
2009	Americas	Honduras	0	<b>0</b>	0	0	0
2009	Asia	Hong Kong	1	<b>1</b>	0	1	0
2009	Europe	Hungary	0	<b>0</b>	0	0	0
2009	Europe	Iceland	0	<b>0</b>	0	0	0
2009	Asia	India	63	<b>44</b>	8	32	4
2009	Asia	Indonesia	1	<b>1</b>	0	1	0
2009	Middle East	Iran	1,535	<b>1,443</b>	359	1,057	27
2009	Middle East	Iraq	958	<b>940</b>	133	781	26
2009	Europe	Ireland	0	<b>0</b>	0	0	0
2009	Middle East	Israel	1	<b>4</b>	0	4	0
2009	Europe	Italy	0	<b>0</b>	0	0	0
2009	Africa	Ivory Coast	36	<b>31</b>	5	25	1
2009	Americas	Jamaica	81	<b>64</b>	14	47	3
2009	Asia	Japan	0	<b>0</b>	0	0	0
2009	Middle East	Jordan	9	<b>9</b>	1	6	2
2009	Europe	Kazakhstan	2	<b>2</b>	0	2	0
2009	Africa	Kenya	57	<b>54</b>	13	38	3
2009	Oceania	Kiribati	0	<b>0</b>	0	0	0
2009	Asia	Korea (North)	31	<b>23</b>	7	13	3
2009	Asia	Korea (South)	4	<b>3</b>	0	2	1
2009	Europe	Kosovo	26	<b>26</b>	7	19	0
2009	Middle East	Kuwait	65	<b>62</b>	11	49	2
2009	Europe	Kyrgyzstan	2	<b>2</b>	0	2	0
2009	Asia	Laos	0	<b>0</b>	0	0	0
2009	Europe	Latvia	0	<b>1</b>	0	1	0
2009	Middle East	Lebanon	18	<b>18</b>	3	14	1
2009	Africa	Lesotho	3	<b>3</b>	0	2	1
2009	Africa	Liberia	8	<b>11</b>	1	10	0
2009	Africa	Libya	39	<b>28</b>	8	19	1
2009	Europe	Liechtenstein	0	<b>0</b>	0	0	0

<i>Year</i>	<i>Geographical region</i>	<i>Country of nationality</i>	<i>Appeals received</i>	<i>Total appeals determined</i>	<i>Appeals allowed</i>	<i>Appeals dismissed</i>	<i>Appeals withdrawn</i>
2009	Europe	Lithuania	0	<b>0</b>	0	0	0
2009	Europe	Luxembourg	0	<b>0</b>	0	0	0
2009	Asia	Macau	0	<b>0</b>	0	0	0
2009	Europe	Macedonia	1	<b>1</b>	0	1	0
2009	Africa	Madagascar	0	<b>0</b>	0	0	0
2009	Africa	Malawi	89	<b>76</b>	9	64	3
2009	Asia	Malaysia	12	<b>11</b>	0	11	0
2009	Asia	Maldives	0	<b>0</b>	0	0	0
2009	Africa	Mali	1	<b>0</b>	0	0	0
2009	Europe	Malta	0	<b>0</b>	0	0	0
		Marshall					
2009	Oceania	Islands	0	<b>0</b>	0	0	0
2009	Americas	Martinique	0	<b>0</b>	0	0	0
2009	Africa	Mauritania	4	<b>4</b>	0	4	0
2009	Africa	Mauritius	4	<b>4</b>	0	3	1
2009	Africa	Mayotte	0	<b>0</b>	0	0	0
2009	Americas	Mexico	1	<b>1</b>	0	1	0
2009	Oceania	Micronesia	0	<b>0</b>	0	0	0
2009	Europe	Moldova	3	<b>2</b>	0	2	0
2009	Europe	Monaco	0	<b>0</b>	0	0	0
2009	Asia	Mongolia	9	<b>8</b>	3	5	0
2009	Europe	Montenegro	0	<b>0</b>	0	0	0
		Montserrat					
2009	Americas	(British)	0	<b>0</b>	0	0	0
2009	Africa	Morocco	18	<b>17</b>	5	12	0
2009	Africa	Mozambique	1	<b>0</b>	0	0	0
2009	Africa	Namibia	9	<b>7</b>	0	6	1
2009	Oceania	Nauru	0	<b>0</b>	0	0	0
2009	Asia	Nepal	8	<b>5</b>	0	4	1
2009	Europe	Netherlands	0	<b>0</b>	0	0	0
		Netherlands					
2009	Americas	Antilles	0	<b>0</b>	0	0	0
		New					
2009	Oceania	Caledonia	0	<b>0</b>	0	0	0
		New					
2009	Oceania	Zealand	1	<b>1</b>	0	1	0
2009	Americas	Nicaragua	2	<b>1</b>	0	1	0
2009	Africa	Niger	4	<b>5</b>	1	4	0
2009	Africa	Nigeria	256	<b>224</b>	29	179	16
2009	Oceania	Niue	0	<b>0</b>	0	0	0
		Norfolk					
2009	Oceania	Island	0	<b>0</b>	0	0	0
		Northern					
		Mariana					
2009	Oceania	Islands	0	<b>0</b>	0	0	0
2009	Europe	Norway	0	<b>0</b>	0	0	0
		Occupied					
		Palestinian					
2009	Middle East	Territories	148	<b>137</b>	17	115	5
2009	Middle East	Oman	0	<b>0</b>	0	0	0
		Other and					
2009	Other	unknown	4	<b>4</b>	1	3	0
2009	Asia	Pakistan	848	<b>775</b>	96	657	22
2009	Oceania	Palau	0	<b>0</b>	0	0	0
2009	Americas	Panama	0	<b>0</b>	0	0	0
		Papua New					
2009	Oceania	Guinea	0	<b>0</b>	0	0	0
2009	Americas	Paraguay	0	<b>0</b>	0	0	0
2009	Americas	Peru	1	<b>1</b>	0	1	0
2009	Asia	Philippines	4	<b>3</b>	2	1	0
		Pitcairn					
		Islands					
2009	Oceania	(British)	0	<b>0</b>	0	0	0
2009	Europe	Poland	0	<b>0</b>	0	0	0



<i>Year</i>	<i>Geographical region</i>	<i>Country of nationality</i>	<i>Appeals received</i>	<i>Total appeals determined</i>	<i>Appeals allowed</i>	<i>Appeals dismissed</i>	<i>Appeals withdrawn</i>
2009	Europe	Portugal	2	<b>2</b>	0	2	0
2009	Americas	Puerto Rico	0	<b>0</b>	0	0	0
2009	Middle East	Qatar	0	<b>1</b>	0	1	0
2009	Africa	Reunion	0	<b>0</b>	0	0	0
2009	Europe	Romania	0	<b>0</b>	0	0	0
2009	Europe	Russia	31	<b>26</b>	9	17	0
2009	Africa	Rwanda	18	<b>14</b>	2	9	3
2009	Oceania	Samoa	0	<b>0</b>	0	0	0
2009	Europe	San Marino	0	<b>0</b>	0	0	0
		Sao Tome and Principe					
2009	Africa	Principe	0	<b>0</b>	0	0	0
		Saudi Arabia					
2009	Middle East	Arabia	13	<b>15</b>	7	7	1
2009	Africa	Senegal	16	<b>11</b>	1	10	0
2009	Europe	Serbia	2	<b>1</b>	1	0	0
		Serbia and Montenegro					
2009	Europe	Montenegro	:	<b>:</b>	:	:	:
2009	Africa	Seychelles	3	<b>2</b>	0	2	0
		Sierra Leone					
2009	Africa	Leone	39	<b>29</b>	4	20	5
2009	Asia	Singapore	0	<b>0</b>	0	0	0
2009	Europe	Slovakia	0	<b>0</b>	0	0	0
2009	Europe	Slovenia	0	<b>0</b>	0	0	0
		Solomon Islands					
2009	Oceania	Islands	0	<b>0</b>	0	0	0
2009	Africa	Somalia	509	<b>440</b>	227	191	22
		South Africa					
2009	Africa	Africa	70	<b>50</b>	5	42	3
		South Georgia and Sandwich Islands					
2009	Americas	Islands	0	<b>0</b>	0	0	0
2009	Europe	Spain	0	<b>0</b>	0	0	0
2009	Asia	Sri Lanka	973	<b>837</b>	300	519	18
		St. Helena (British)					
2009	Africa	St. Kitts	0	<b>0</b>	0	0	0
		and Nevis					
2009	Americas	St. Lucia	0	<b>0</b>	0	0	0
2009	Americas	St. Maarten (Dutch Part)	3	<b>2</b>	0	2	0
		St. Martin (French Part)					
2009	Americas	Part)	:	<b>:</b>	:	:	:
		St. Pierre and Miquelon					
2009	Americas	Miquelon	0	<b>0</b>	0	0	0
		St. Vincent and the Grenadines					
2009	Americas	Grenadines	2	<b>1</b>	0	1	0
2009	Other	Stateless	55	<b>49</b>	32	17	0
2009	Africa	Sudan	119	<b>101</b>	31	53	17
2009	Americas	Surinam	0	<b>0</b>	0	0	0
		Svalbard and Jan Mayen					
2009	Europe	Mayen	0	<b>0</b>	0	0	0
2009	Africa	Swaziland	3	<b>3</b>	0	3	0
2009	Europe	Sweden	0	<b>0</b>	0	0	0
2009	Europe	Switzerland	0	<b>0</b>	0	0	0
2009	Middle East	Syria	86	<b>65</b>	16	47	2
2009	Asia	Taiwan	0	<b>0</b>	0	0	0
2009	Europe	Tajikistan	1	<b>1</b>	1	0	0

<i>Year</i>	<i>Geographical region</i>	<i>Country of nationality</i>	<i>Appeals received</i>	<i>Total appeals determined</i>	<i>Appeals allowed</i>	<i>Appeals dismissed</i>	<i>Appeals withdrawn</i>
2009	Africa	Tanzania	27	<b>24</b>	2	22	0
2009	Asia	Thailand	4	<b>5</b>	1	3	1
2009	Africa	Togo	9	<b>4</b>	2	2	0
2009	Oceania	Tokelau	0	<b>0</b>	0	0	0
2009	Oceania	Tonga	0	<b>0</b>	0	0	0
		Trinidad					
2009	Americas	and Tobago	10	<b>9</b>	1	7	1
2009	Africa	Tunisia	15	<b>12</b>	1	9	2
2009	Europe	Turkey	96	<b>107</b>	32	69	6
2009	Europe	Turkmenistan	4	<b>7</b>	2	5	0
		Turks and Caicos Islands					
2009	Americas	(British)	0	<b>0</b>	0	0	0
2009	Oceania	Tuvalu	0	<b>0</b>	0	0	0
2009	Africa	Uganda	120	<b>109</b>	16	88	5
2009	Europe	Ukraine	18	<b>15</b>	1	14	0
		United Arab Emirates					
2009	Middle East	United States	1	<b>1</b>	0	1	0
2009	Americas	Uruguay	4	<b>4</b>	0	4	0
2009	Americas	Uzbekistan	0	<b>0</b>	0	0	0
2009	Europe	Vanuatu	7	<b>4</b>	0	4	0
2009	Oceania	Vatican City	0	<b>0</b>	0	0	0
2009	Europe	Venezuela	0	<b>0</b>	0	0	0
2009	Americas	Vietnam	1	<b>1</b>	1	0	0
2009	Asia	Virgin Islands (British)	26	<b>22</b>	9	11	2
		Virgin Islands (US)					
2009	Americas	Wallis and Futuna	0	<b>0</b>	0	0	0
2009	Oceania	Western Sahara	0	<b>0</b>	0	0	0
2009	Africa	Yemen	2	<b>1</b>	1	0	0
2009	Middle East	Zambia	27	<b>19</b>	7	10	2
2009	Africa	Zimbabwe	15	<b>12</b>	1	11	0
2009	Africa		3,996	<b>3,484</b>	1,539	1,809	136
2010	Total	*Total	13,928	<b>14,723</b>	4,029	10,061	633
		*Total					
2010	Africa	Africa	4,858	<b>5,440</b>	1,762	3,398	280
		*Total					
2010	Americas	Americas	181	<b>162</b>	41	106	15
2010	Asia	*Total Asia	5,594	<b>5,650</b>	1,260	4,157	233
		*Total					
2010	Europe	Europe	406	<b>413</b>	122	275	16
		*Total					
2010	Middle East	Middle East	2,801	<b>2,982</b>	805	2,092	85
		*Total					
2010	Oceania	Oceania	1	<b>1</b>	0	1	0
		*Total					
2010	Other	Other	87	<b>75</b>	39	32	4
2010	Asia	Afghanistan	1,538	<b>1,611</b>	319	1,217	75
2010	Europe	Albania	97	<b>101</b>	33	64	4
2010	Africa	Algeria	122	<b>111</b>	13	90	8
		American Samoa					
2010	Oceania	Andorra	0	<b>0</b>	0	0	0
2010	Europe	Anguilla	0	<b>0</b>	0	0	0
2010	Africa	(British)	50	<b>46</b>	14	29	3
2010	Americas		0	<b>0</b>	0	0	0

<i>Year</i>	<i>Geographical region</i>	<i>Country of nationality</i>	<i>Appeals received</i>	<i>Total appeals determined</i>	<i>Appeals allowed</i>	<i>Appeals dismissed</i>	<i>Appeals withdrawn</i>
2010	Americas	Antigua and Barbuda	0	<b>0</b>	0	0	0
2010	Americas	Argentina	0	<b>0</b>	0	0	0
2010	Europe	Armenia	16	<b>11</b>	4	7	0
2010	Americas	Aruba	0	<b>0</b>	0	0	0
2010	Oceania	Australia	0	<b>0</b>	0	0	0
2010	Europe	Austria	0	<b>0</b>	0	0	0
2010	Europe	Azerbaijan	7	<b>9</b>	3	6	0
2010	Americas	Bahamas, The	0	<b>0</b>	0	0	0
2010	Middle East	Bahrain	0	<b>0</b>	0	0	0
2010	Asia	Bangladesh	284	<b>280</b>	22	249	9
2010	Americas	Barbados	1	<b>0</b>	0	0	0
2010	Europe	Belarus	15	<b>17</b>	2	13	2
2010	Europe	Belgium	0	<b>0</b>	0	0	0
2010	Americas	Belize	0	<b>0</b>	0	0	0
2010	Africa	Benin	1	<b>3</b>	1	2	0
2010	Americas	Bermuda (British)	0	<b>0</b>	0	0	0
2010	Asia	Bhutan	15	<b>16</b>	5	6	5
2010	Americas	Bolivia	7	<b>5</b>	2	3	0
2010	Americas	Bonaire, Sint Eustatius and Saba	:	:	:	:	:
2010	Europe	Bosnia and Herzegovina	4	<b>3</b>	0	3	0
2010	Africa	Botswana	9	<b>10</b>	1	9	0
2010	Americas	Brazil	6	<b>5</b>	0	5	0
2010	Other	British overseas citizens	0	<b>1</b>	0	1	0
2010	Asia	Brunei	0	<b>0</b>	0	0	0
2010	Europe	Bulgaria	0	<b>0</b>	0	0	0
2010	Africa	Burkina Faso	3	<b>3</b>	2	1	0
2010	Asia	Burma	169	<b>174</b>	87	77	10
2010	Africa	Burundi	15	<b>17</b>	4	11	2
2010	Asia	Cambodia	0	<b>0</b>	0	0	0
2010	Africa	Cameroon	80	<b>90</b>	25	58	7
2010	Americas	Canada	0	<b>0</b>	0	0	0
2010	Africa	Cape Verde	0	<b>0</b>	0	0	0
2010	Americas	Cayman Islands (British)	0	<b>0</b>	0	0	0
2010	Africa	Central African Republic	1	<b>2</b>	1	1	0
2010	Africa	Chad	10	<b>12</b>	3	9	0
2010	Americas	Chile	2	<b>1</b>	0	1	0
2010	Asia	China	802	<b>767</b>	111	631	25
2010	Oceania	Christmas Island	0	<b>0</b>	0	0	0
2010	Oceania	Cocos (Keeling) Islands	0	<b>0</b>	0	0	0
2010	Americas	Colombia	12	<b>9</b>	3	6	0
2010	Africa	Comoros	0	<b>0</b>	0	0	0
2010	Africa	Congo	19	<b>22</b>	4	17	1
2010	Africa	Congo (Democratic Republic)	186	<b>191</b>	50	127	14
2010	Oceania	Cook Islands	0	<b>0</b>	0	0	0
2010	Americas	Costa Rica	0	<b>0</b>	0	0	0

<i>Year</i>	<i>Geographical region</i>	<i>Country of nationality</i>	<i>Appeals received</i>	<i>Total appeals determined</i>	<i>Appeals allowed</i>	<i>Appeals dismissed</i>	<i>Appeals withdrawn</i>
2010	Europe	Croatia	2	<b>2</b>	1	1	0
2010	Americas	Cuba	8	<b>7</b>	1	5	1
2010	Americas	Curacao	:	<b>:</b>	:	:	:
2010	Europe	Cyprus	0	<b>0</b>	0	0	0
		Cyprus (Northern part of)					
2010	Europe	Czech Republic	0	<b>0</b>	0	0	0
2010	Europe	Denmark	0	<b>0</b>	0	0	0
2010	Africa	Djibouti	1	<b>1</b>	1	0	0
2010	Americas	Dominica	2	<b>2</b>	1	0	1
		Dominican Republic					
2010	Americas	East Timor	2	<b>2</b>	0	1	1
2010	Asia	East Timor	0	<b>0</b>	0	0	0
2010	Americas	Ecuador	2	<b>1</b>	1	0	0
2010	Africa	Egypt	73	<b>69</b>	17	48	4
2010	Americas	El Salvador	0	<b>0</b>	0	0	0
		Equatorial Guinea					
2010	Africa	Guinea	0	<b>0</b>	0	0	0
2010	Africa	Eritrea	256	<b>261</b>	100	146	15
2010	Europe	Estonia	0	<b>0</b>	0	0	0
2010	Africa	Ethiopia	97	<b>102</b>	34	67	1
		Falkland Islands (British)					
2010	Americas	Faroe Islands	0	<b>0</b>	0	0	0
2010	Europe	Faroe Islands	0	<b>0</b>	0	0	0
2010	Oceania	Fiji	1	<b>1</b>	0	1	0
2010	Europe	Finland	0	<b>0</b>	0	0	0
		Former Yugoslavia					
2010	Europe	Yugoslavia	0	<b>0</b>	0	0	0
2010	Europe	France	0	<b>0</b>	0	0	0
		French Guiana					
2010	Americas	Guiana	0	<b>0</b>	0	0	0
		French Polynesia					
2010	Oceania	Polynesia	0	<b>0</b>	0	0	0
2010	Africa	Gabon	0	<b>0</b>	0	0	0
		Gambia, The					
2010	Africa	The Gambia	172	<b>175</b>	53	110	12
2010	Europe	Georgia	45	<b>49</b>	8	41	0
2010	Europe	Germany	0	<b>0</b>	0	0	0
2010	Africa	Ghana	83	<b>84</b>	11	69	4
		Gibraltar (British)					
2010	Europe	(British) Gibraltar	0	<b>0</b>	0	0	0
2010	Europe	Greece	0	<b>0</b>	0	0	0
2010	Europe	Greenland	0	<b>0</b>	0	0	0
2010	Americas	Grenada	3	<b>4</b>	0	3	1
2010	Americas	Guadeloupe	0	<b>0</b>	0	0	0
2010	Americas	Guam	0	<b>0</b>	0	0	0
2010	Americas	Guatemala	2	<b>1</b>	0	1	0
2010	Africa	Guinea	86	<b>87</b>	20	67	0
		Guinea-Bissau					
2010	Africa	Bissau	2	<b>3</b>	0	2	1
2010	Americas	Guyana	3	<b>2</b>	0	2	0
2010	Americas	Haiti	2	<b>2</b>	0	2	0
		Heard Island and McDonald Islands					
2010	Oceania	Islands	0	<b>0</b>	0	0	0
2010	Americas	Honduras	3	<b>3</b>	0	3	0
2010	Asia	Hong Kong	1	<b>1</b>	0	1	0
2010	Europe	Hungary	0	<b>0</b>	0	0	0
2010	Europe	Iceland	0	<b>0</b>	0	0	0

<i>Year</i>	<i>Geographical region</i>	<i>Country of nationality</i>	<i>Appeals received</i>	<i>Total appeals determined</i>	<i>Appeals allowed</i>	<i>Appeals dismissed</i>	<i>Appeals withdrawn</i>
2010	Asia	India	101	<b>87</b>	13	68	6
2010	Asia	Indonesia	0	<b>0</b>	0	0	0
2010	Middle East	Iran	1,658	<b>1,711</b>	561	1,107	43
2010	Middle East	Iraq	697	<b>801</b>	144	635	22
2010	Europe	Ireland	0	<b>0</b>	0	0	0
2010	Middle East	Israel	5	<b>4</b>	1	3	0
2010	Europe	Italy	0	<b>0</b>	0	0	0
2010	Africa	Ivory Coast	47	<b>43</b>	16	23	4
2010	Americas	Jamaica	97	<b>88</b>	27	52	9
2010	Asia	Japan	0	<b>0</b>	0	0	0
2010	Middle East	Jordan	9	<b>10</b>	0	9	1
2010	Europe	Kazakhstan	2	<b>1</b>	0	1	0
2010	Africa	Kenya	84	<b>93</b>	20	70	3
2010	Oceania	Kiribati	0	<b>0</b>	0	0	0
		Korea					
2010	Asia	(North)	62	<b>67</b>	29	32	6
		Korea					
2010	Asia	(South)	3	<b>3</b>	0	3	0
2010	Europe	Kosovo	12	<b>12</b>	1	9	2
2010	Middle East	Kuwait	51	<b>55</b>	12	41	2
2010	Europe	Kyrgyzstan	12	<b>9</b>	2	7	0
2010	Asia	Laos	0	<b>0</b>	0	0	0
2010	Europe	Latvia	0	<b>0</b>	0	0	0
2010	Middle East	Lebanon	46	<b>37</b>	7	27	3
2010	Africa	Lesotho	1	<b>1</b>	0	1	0
2010	Africa	Liberia	10	<b>9</b>	1	7	1
2010	Africa	Libya	72	<b>68</b>	11	52	5
2010	Europe	Liechtenstein	0	<b>0</b>	0	0	0
2010	Europe	Lithuania	0	<b>0</b>	0	0	0
2010	Europe	Luxembourg	0	<b>0</b>	0	0	0
2010	Asia	Macau	0	<b>0</b>	0	0	0
2010	Europe	Macedonia	0	<b>0</b>	0	0	0
2010	Africa	Madagascar	0	<b>0</b>	0	0	0
2010	Africa	Malawi	116	<b>120</b>	14	103	3
2010	Asia	Malaysia	26	<b>24</b>	1	20	3
2010	Asia	Maldives	3	<b>3</b>	2	1	0
2010	Africa	Mali	5	<b>6</b>	0	6	0
2010	Europe	Malta	0	<b>0</b>	0	0	0
		Marshall					
2010	Oceania	Islands	0	<b>0</b>	0	0	0
2010	Americas	Martinique	0	<b>0</b>	0	0	0
2010	Africa	Mauritania	5	<b>5</b>	0	5	0
2010	Africa	Mauritius	16	<b>13</b>	1	9	3
2010	Africa	Mayotte	0	<b>0</b>	0	0	0
2010	Americas	Mexico	2	<b>1</b>	0	1	0
2010	Oceania	Micronesia	0	<b>0</b>	0	0	0
2010	Europe	Moldova	2	<b>1</b>	1	0	0
2010	Europe	Monaco	0	<b>0</b>	0	0	0
2010	Asia	Mongolia	17	<b>20</b>	2	17	1
2010	Europe	Montenegro	0	<b>0</b>	0	0	0
		Montserrat					
2010	Americas	(British)	0	<b>0</b>	0	0	0
2010	Africa	Morocco	22	<b>24</b>	8	16	0
2010	Africa	Mozambique	2	<b>3</b>	0	2	1
2010	Africa	Namibia	11	<b>10</b>	0	9	1
2010	Oceania	Nauru	0	<b>0</b>	0	0	0
2010	Asia	Nepal	17	<b>17</b>	2	15	0
2010	Europe	Netherlands	0	<b>0</b>	0	0	0
		Netherlands					
2010	Americas	Antilles	0	<b>0</b>	0	0	0
		New					
2010	Oceania	Caledonia	0	<b>0</b>	0	0	0
		New					
2010	Oceania	Zealand	0	<b>0</b>	0	0	0

<i>Year</i>	<i>Geographical region</i>	<i>Country of nationality</i>	<i>Appeals received</i>	<i>Total appeals determined</i>	<i>Appeals allowed</i>	<i>Appeals dismissed</i>	<i>Appeals withdrawn</i>
2010	Americas	Nicaragua	0	<b>1</b>	0	1	0
2010	Africa	Niger	4	<b>2</b>	1	1	0
2010	Africa	Nigeria	432	<b>395</b>	57	313	25
2010	Oceania	Niue	0	<b>0</b>	0	0	0
2010	Oceania	Norfolk Island	0	<b>0</b>	0	0	0
2010	Oceania	Northern Mariana Islands	0	<b>0</b>	0	0	0
2010	Europe	Norway	0	<b>0</b>	0	0	0
2010	Middle East	Occupied Palestinian Territories	167	<b>179</b>	23	146	10
2010	Middle East	Oman	1	<b>1</b>	1	0	0
2010	Other	Other and unknown	3	<b>4</b>	1	3	0
2010	Asia	Pakistan	1,112	<b>1,112</b>	147	914	51
2010	Oceania	Palau	0	<b>0</b>	0	0	0
2010	Americas	Panama	0	<b>0</b>	0	0	0
2010	Oceania	Papua New Guinea	0	<b>0</b>	0	0	0
2010	Americas	Paraguay	0	<b>0</b>	0	0	0
2010	Americas	Peru	0	<b>0</b>	0	0	0
2010	Asia	Philippines	7	<b>6</b>	0	6	0
2010	Oceania	Pitcairn Islands (British)	0	<b>0</b>	0	0	0
2010	Europe	Poland	1	<b>0</b>	0	0	0
2010	Europe	Portugal	0	<b>0</b>	0	0	0
2010	Americas	Puerto Rico	0	<b>0</b>	0	0	0
2010	Middle East	Qatar	0	<b>0</b>	0	0	0
2010	Africa	Reunion	0	<b>0</b>	0	0	0
2010	Europe	Romania	0	<b>0</b>	0	0	0
2010	Europe	Russia	44	<b>46</b>	8	35	3
2010	Africa	Rwanda	25	<b>28</b>	7	19	2
2010	Oceania	Samoa	0	<b>0</b>	0	0	0
2010	Europe	San Marino	0	<b>0</b>	0	0	0
2010	Africa	Sao Tome and Principe	0	<b>0</b>	0	0	0
2010	Middle East	Saudi Arabia	6	<b>10</b>	4	5	1
2010	Africa	Senegal	25	<b>23</b>	5	17	1
2010	Europe	Serbia	0	<b>1</b>	1	0	0
2010	Europe	Serbia and Montenegro	:	<b>:</b>	:	:	:
2010	Africa	Seychelles	1	<b>3</b>	2	0	1
2010	Africa	Sierra Leone	56	<b>60</b>	15	43	2
2010	Asia	Singapore	0	<b>0</b>	0	0	0
2010	Europe	Slovakia	1	<b>1</b>	1	0	0
2010	Europe	Slovenia	0	<b>0</b>	0	0	0
2010	Oceania	Solomon Islands	0	<b>0</b>	0	0	0
2010	Africa	Somalia	444	<b>555</b>	293	211	51
2010	Africa	South Africa	71	<b>76</b>	11	60	5
2010	Americas	South Georgia and Sandwich Islands	0	<b>0</b>	0	0	0
2010	Europe	Spain	0	<b>0</b>	0	0	0
2010	Asia	Sri Lanka	1,330	<b>1,366</b>	497	831	38

<i>Year</i>	<i>Geographical region</i>	<i>Country of nationality</i>	<i>Appeals received</i>	<i>Total appeals determined</i>	<i>Appeals allowed</i>	<i>Appeals dismissed</i>	<i>Appeals withdrawn</i>
2010	Africa	St. Helena (British)	0	<b>0</b>	0	0	0
2010	Americas	St. Kitts and Nevis	0	<b>0</b>	0	0	0
2010	Americas	St. Lucia	3	<b>4</b>	1	3	0
2010	Americas	St. Maarten (Dutch Part)	:	:	:	:	:
2010	Americas	St. Martin (French Part)	:	:	:	:	:
2010	Americas	St. Pierre and Miquelon	0	<b>0</b>	0	0	0
2010	Americas	St. Vincent and the Grenadines	4	<b>5</b>	1	4	0
2010	Other	Stateless	84	<b>70</b>	38	28	4
2010	Africa	Sudan	137	<b>123</b>	45	69	9
2010	Americas	Surinam	0	<b>0</b>	0	0	0
2010	Europe	Svalbard and Jan Mayen	0	<b>0</b>	0	0	0
2010	Africa	Swaziland	3	<b>3</b>	1	2	0
2010	Europe	Sweden	0	<b>0</b>	0	0	0
2010	Europe	Switzerland	0	<b>0</b>	0	0	0
2010	Middle East	Syria	125	<b>130</b>	42	85	3
2010	Asia	Taiwan	2	<b>1</b>	0	1	0
2010	Europe	Tajikistan	0	<b>0</b>	0	0	0
2010	Africa	Tanzania	24	<b>25</b>	2	22	1
2010	Asia	Thailand	2	<b>2</b>	1	1	0
2010	Africa	Togo	15	<b>15</b>	1	14	0
2010	Oceania	Tokelau	0	<b>0</b>	0	0	0
2010	Oceania	Tonga	0	<b>0</b>	0	0	0
2010	Americas	Trinidad and Tobago	15	<b>13</b>	4	9	0
2010	Africa	Tunisia	20	<b>22</b>	6	15	1
2010	Europe	Turkey	118	<b>121</b>	48	68	5
2010	Europe	Turkmenistan	3	<b>3</b>	1	2	0
2010	Americas	Turks and Caicos Islands (British)	0	<b>0</b>	0	0	0
2010	Oceania	Tuvalu	0	<b>0</b>	0	0	0
2010	Africa	Uganda	175	<b>174</b>	54	116	4
2010	Europe	Ukraine	14	<b>12</b>	3	9	0
2010	Middle East	United Arab Emirates	0	<b>0</b>	0	0	0
2010	Americas	United States	3	<b>4</b>	0	2	2
2010	Americas	Uruguay	0	<b>0</b>	0	0	0
2010	Europe	Uzbekistan	11	<b>14</b>	5	9	0
2010	Oceania	Vanuatu	0	<b>0</b>	0	0	0
2010	Europe	Vatican City	0	<b>0</b>	0	0	0
2010	Americas	Venezuela	2	<b>2</b>	0	2	0
2010	Asia	Vietnam	103	<b>93</b>	22	67	4
2010	Americas	Virgin Islands (British)	0	<b>0</b>	0	0	0
2010	Americas	Virgin Islands (US)	0	<b>0</b>	0	0	0
2010	Oceania	Wallis and Futuna	0	<b>0</b>	0	0	0

<i>Year</i>	<i>Geographical region</i>	<i>Country of nationality</i>	<i>Appeals received</i>	<i>Total appeals determined</i>	<i>Appeals allowed</i>	<i>Appeals dismissed</i>	<i>Appeals withdrawn</i>
2010	Africa	Western Sahara	10	7	1	6	0
2010	Middle East	Yemen	36	44	10	34	0
2010	Africa	Zambia	12	10	4	5	1
2010	Africa	Zimbabwe	1,747	2,235	832	1,319	84

## Appendix H

Table as.14.q

### ASYLUM APPEAL APPLICATIONS AND DETERMINATIONS, BY COUNTRY OF NATIONALITY

Table 14q

<i>Quarter</i>	<i>Geographical region</i>	<i>Country of nationality</i>	<i>Appeals received</i>	<i>Total appeals determined</i>	<i>Appeals allowed</i>	<i>Appeals dismissed</i>	<i>Appeals withdrawn</i>
<b>2007 Q1</b>	<b>Total</b>	<b>*Total</b>	<b>3,186</b>	<b>3,222</b>	<b>692</b>	<b>2,362</b>	<b>168</b>
2007 Q1	Africa	*Total					
		Africa	1,224	1,291	359	853	79
2007 Q1	Americas	*Total					
		Americas	43	47	2	42	3
2007 Q1	Asia	*Total Asia	851	826	110	676	40
2007 Q1	Europe	*Total					
		Europe	151	197	45	141	11
2007 Q1	Middle East	*Total					
		Middle East	907	848	173	641	34
2007 Q1	Oceania	*Total					
		Oceania	0	0	0	0	0
2007 Q1	Other	*Total					
		Other	10	13	3	9	1
2007 Q1	Asia	Afghanistan	312	299	28	246	25
2007 Q1	Europe	Albania	8	16	6	9	1
2007 Q1	Africa	Algeria	16	16	2	12	2
2007 Q1	Oceania	American Samoa	0	0	0	0	0
2007 Q1	Europe	Andorra	0	0	0	0	0
2007 Q1	Africa	Angola	18	18	1	12	5
2007 Q1	Americas	Anguilla (British)	0	0	0	0	0
2007 Q1	Americas	Antigua and Barbuda	0	0	0	0	0
2007 Q1	Americas	Argentina	0	0	0	0	0
2007 Q1	Europe	Armenia	2	2	0	2	0
2007 Q1	Americas	Aruba	0	0	0	0	0
2007 Q1	Oceania	Australia	0	0	0	0	0
2007 Q1	Europe	Austria	0	0	0	0	0
2007 Q1	Europe	Azerbaijan	6	9	3	4	2
2007 Q1	Americas	Bahamas, The	0	0	0	0	0
2007 Q1	Middle East	Bahrain	0	0	0	0	0
2007 Q1	Asia	Bangladesh	44	48	1	45	2
2007 Q1	Americas	Barbados	0	0	0	0	0
2007 Q1	Europe	Belarus	8	6	3	3	0
2007 Q1	Europe	Belgium	0	0	0	0	0
2007 Q1	Americas	Belize	0	0	0	0	0
2007 Q1	Africa	Benin	1	2	1	1	0
2007 Q1	Americas	Bermuda (British)	0	0	0	0	0
2007 Q1	Asia	Bhutan	6	3	0	3	0
2007 Q1	Americas	Bolivia	1	0	0	0	0



<i>Quarter</i>	<i>Geographical region</i>	<i>Country of nationality</i>	<i>Appeals received</i>	<i>Total appeals determined</i>	<i>Appeals allowed</i>	<i>Appeals dismissed</i>	<i>Appeals withdrawn</i>
2007 Q1	Americas	Bonaire, Sint Eustatius and Saba	:	:	:	:	:
2007 Q1	Europe	Bosnia and Herzegovina	1	0	0	0	0
2007 Q1	Africa	Botswana	0	0	0	0	0
2007 Q1	Americas	Brazil	0	0	0	0	0
2007 Q1	Other	British overseas citizens	2	3	0	3	0
2007 Q1	Asia	Brunei	0	0	0	0	0
2007 Q1	Europe	Bulgaria	0	0	0	0	0
2007 Q1	Africa	Burkina Faso	0	0	0	0	0
2007 Q1	Asia	Burma	5	8	6	2	0
2007 Q1	Africa	Burundi	5	6	1	5	0
2007 Q1	Asia	Cambodia	0	0	0	0	0
2007 Q1	Africa	Cameroon	58	60	6	48	6
2007 Q1	Americas	Canada	0	0	0	0	0
2007 Q1	Africa	Cape Verde	0	0	0	0	0
2007 Q1	Americas	Cayman Islands (British)	0	0	0	0	0
2007 Q1	Africa	Central African Republic	0	2	0	2	0
2007 Q1	Africa	Chad	2	2	2	0	0
2007 Q1	Americas	Chile	1	1	0	0	1
2007 Q1	Asia	China	107	122	20	98	4
2007 Q1	Oceania	Christmas Island	0	0	0	0	0
2007 Q1	Oceania	Cocos (Keeling) Islands	0	0	0	0	0
2007 Q1	Americas	Colombia	7	6	0	6	0
2007 Q1	Africa	Comoros	0	0	0	0	0
2007 Q1	Africa	Congo	7	5	2	3	0
2007 Q1	Africa	Congo (Democratic Republic)	71	97	23	67	7
2007 Q1	Oceania	Cook Islands	0	0	0	0	0
2007 Q1	Americas	Costa Rica	0	0	0	0	0
2007 Q1	Europe	Croatia	1	2	1	1	0
2007 Q1	Americas	Cuba	1	1	0	1	0
2007 Q1	Americas	Curacao	:	:	:	:	:
2007 Q1	Europe	Cyprus	0	1	0	1	0
2007 Q1	Europe	Cyprus (Northern part of)	0	0	0	0	0
2007 Q1	Europe	Czech Republic	0	0	0	0	0
2007 Q1	Europe	Denmark	0	0	0	0	0
2007 Q1	Africa	Djibouti	0	0	0	0	0
2007 Q1	Americas	Dominica	0	0	0	0	0
2007 Q1	Americas	Dominican Republic	0	0	0	0	0
2007 Q1	Asia	East Timor	0	0	0	0	0
2007 Q1	Americas	Ecuador	1	1	0	1	0
2007 Q1	Africa	Egypt	10	8	0	8	0
2007 Q1	Americas	El Salvador	0	0	0	0	0
2007 Q1	Africa	Equatorial Guinea	0	0	0	0	0
2007 Q1	Africa	Eritrea	194	244	102	128	14

<i>Quarter</i>	<i>Geographical region</i>	<i>Country of nationality</i>	<i>Appeals received</i>	<i>Total appeals determined</i>	<i>Appeals allowed</i>	<i>Appeals dismissed</i>	<i>Appeals withdrawn</i>
2007 Q1	Europe	Estonia	0	0	0	0	0
2007 Q1	Africa	Ethiopia	25	25	9	15	1
2007 Q1	Americas	Falkland Islands (British)	0	0	0	0	0
2007 Q1	Europe	Faroe Islands	0	0	0	0	0
2007 Q1	Oceania	Fiji	0	0	0	0	0
2007 Q1	Europe	Finland	0	0	0	0	0
2007 Q1	Europe	Former Yugoslavia	0	4	0	4	0
2007 Q1	Europe	France	0	0	0	0	0
2007 Q1	Americas	French Guiana	0	0	0	0	0
2007 Q1	Oceania	French Polynesia	0	0	0	0	0
2007 Q1	Africa	Gabon	0	0	0	0	0
2007 Q1	Africa	Gambia, The	22	23	4	18	1
2007 Q1	Europe	Georgia	11	8	0	8	0
2007 Q1	Europe	Germany	0	0	0	0	0
2007 Q1	Africa	Ghana	11	11	1	10	0
2007 Q1	Europe	Gibraltar (British)	0	0	0	0	0
2007 Q1	Europe	Greece	0	0	0	0	0
2007 Q1	Europe	Greenland	0	0	0	0	0
2007 Q1	Americas	Grenada	0	0	0	0	0
2007 Q1	Americas	Guadeloupe	0	0	0	0	0
2007 Q1	Americas	Guam	0	0	0	0	0
2007 Q1	Americas	Guatemala	0	0	0	0	0
2007 Q1	Africa	Guinea	33	24	1	23	0
2007 Q1	Africa	Guinea-Bissau	1	0	0	0	0
2007 Q1	Americas	Guyana	0	0	0	0	0
2007 Q1	Americas	Haiti	0	1	0	1	0
2007 Q1	Oceania	Heard Island and McDonald Islands	0	0	0	0	0
2007 Q1	Americas	Honduras	0	0	0	0	0
2007 Q1	Asia	Hong Kong	0	0	0	0	0
2007 Q1	Europe	Hungary	0	0	0	0	0
2007 Q1	Europe	Iceland	0	0	0	0	0
2007 Q1	Asia	India	8	12	0	11	1
2007 Q1	Asia	Indonesia	1	0	0	0	0
2007 Q1	Middle East	Iran	532	470	78	383	9
2007 Q1	Middle East	Iraq	283	269	75	175	19
2007 Q1	Europe	Ireland	0	0	0	0	0
2007 Q1	Middle East	Israel	2	2	0	2	0
2007 Q1	Europe	Italy	0	0	0	0	0
2007 Q1	Africa	Ivory Coast	31	29	4	25	0
2007 Q1	Americas	Jamaica	26	32	2	28	2
2007 Q1	Asia	Japan	1	1	0	1	0
2007 Q1	Middle East	Jordan	2	0	0	0	0
2007 Q1	Europe	Kazakhstan	0	1	0	1	0
2007 Q1	Africa	Kenya	12	28	6	22	0
2007 Q1	Oceania	Kiribati	0	0	0	0	0
2007 Q1	Asia	Korea (North)	1	0	0	0	0
2007 Q1	Asia	Korea (South)	1	0	0	0	0
2007 Q1	Europe	Kosovo	11	17	4	13	0
2007 Q1	Middle East	Kuwait	18	24	10	13	1
2007 Q1	Europe	Kyrgyzstan	0	1	0	1	0

<i>Quarter</i>	<i>Geographical region</i>	<i>Country of nationality</i>	<i>Appeals received</i>	<i>Total appeals determined</i>	<i>Appeals allowed</i>	<i>Appeals dismissed</i>	<i>Appeals withdrawn</i>
2007 Q1	Asia	Laos	0	1	0	1	0
2007 Q1	Europe	Latvia	0	0	0	0	0
2007 Q1	Middle East	Lebanon	18	31	4	26	1
2007 Q1	Africa	Lesotho	0	0	0	0	0
2007 Q1	Africa	Liberia	3	3	0	3	0
2007 Q1	Africa	Libya	9	17	1	14	2
2007 Q1	Europe	Liechtenstein	0	0	0	0	0
2007 Q1	Europe	Lithuania	0	0	0	0	0
2007 Q1	Europe	Luxembourg	0	0	0	0	0
2007 Q1	Asia	Macau	0	0	0	0	0
2007 Q1	Europe	Macedonia	0	0	0	0	0
2007 Q1	Africa	Madagascar	0	0	0	0	0
2007 Q1	Africa	Malawi	8	9	1	8	0
2007 Q1	Asia	Malaysia	1	2	1	1	0
2007 Q1	Asia	Maldives	0	0	0	0	0
2007 Q1	Africa	Mali	0	0	0	0	0
2007 Q1	Europe	Malta	0	0	0	0	0
2007 Q1	Oceania	Marshall Islands	0	0	0	0	0
2007 Q1	Americas	Martinique	0	0	0	0	0
2007 Q1	Africa	Mauritania	1	0	0	0	0
2007 Q1	Africa	Mauritius	2	3	0	2	1
2007 Q1	Africa	Mayotte	0	0	0	0	0
2007 Q1	Americas	Mexico	0	0	0	0	0
2007 Q1	Oceania	Micronesia	0	0	0	0	0
2007 Q1	Europe	Moldova	4	4	1	2	1
2007 Q1	Europe	Monaco	0	0	0	0	0
2007 Q1	Asia	Mongolia	2	2	1	1	0
2007 Q1	Europe	Montenegro	0	0	0	0	0
2007 Q1	Americas	Montserrat (British)	0	0	0	0	0
2007 Q1	Africa	Morocco	1	1	0	1	0
2007 Q1	Africa	Mozambique	0	1	1	0	0
2007 Q1	Africa	Namibia	0	1	0	1	0
2007 Q1	Oceania	Nauru	0	0	0	0	0
2007 Q1	Asia	Nepal	7	8	0	8	0
2007 Q1	Europe	Netherlands	0	0	0	0	0
2007 Q1	Americas	Netherlands Antilles	0	0	0	0	0
2007 Q1	Oceania	New Caledonia	0	0	0	0	0
2007 Q1	Oceania	New Zealand	0	0	0	0	0
2007 Q1	Americas	Nicaragua	1	1	0	1	0
2007 Q1	Africa	Niger	1	1	0	1	0
2007 Q1	Africa	Nigeria	70	51	6	44	1
2007 Q1	Oceania	Niue	0	0	0	0	0
2007 Q1	Oceania	Norfolk Island	0	0	0	0	0
2007 Q1	Oceania	Northern Mariana Islands	0	0	0	0	0
2007 Q1	Europe	Norway	0	0	0	0	0
2007 Q1	Middle East	Occupied Palestinian Territories	30	28	0	26	2
2007 Q1	Middle East	Oman	0	0	0	0	0
2007 Q1	Other	Other and unknown	0	0	0	0	0
2007 Q1	Asia	Pakistan	174	179	26	148	5
2007 Q1	Oceania	Palau	0	0	0	0	0
2007 Q1	Americas	Panama	0	0	0	0	0
2007 Q1	Oceania	Papua New Guinea	0	0	0	0	0

<i>Quarter</i>	<i>Geographical region</i>	<i>Country of nationality</i>	<i>Appeals received</i>	<i>Total appeals determined</i>	<i>Appeals allowed</i>	<i>Appeals dismissed</i>	<i>Appeals withdrawn</i>
2007 Q1	Americas	Paraguay	0	1	0	1	0
2007 Q1	Americas	Peru	1	0	0	0	0
2007 Q1	Asia	Philippines	0	0	0	0	0
2007 Q1	Oceania	Pitcairn Islands (British)	0	0	0	0	0
2007 Q1	Europe	Poland	0	1	0	0	1
2007 Q1	Europe	Portugal	0	0	0	0	0
2007 Q1	Americas	Puerto Rico	0	0	0	0	0
2007 Q1	Middle East	Qatar	0	0	0	0	0
2007 Q1	Africa	Reunion	0	0	0	0	0
2007 Q1	Europe	Romania	1	2	0	1	1
2007 Q1	Europe	Russia	14	20	4	16	0
2007 Q1	Africa	Rwanda	4	6	1	5	0
2007 Q1	Oceania	Samoa	0	0	0	0	0
2007 Q1	Europe	San Marino	0	0	0	0	0
2007 Q1	Africa	Sao Tome and Principe	0	0	0	0	0
2007 Q1	Middle East	Saudi Arabia	0	0	0	0	0
2007 Q1	Africa	Senegal	3	3	1	2	0
2007 Q1	Europe	Serbia	5	7	2	5	0
2007 Q1	Europe	Serbia and Montenegro	:	:	:	:	:
2007 Q1	Africa	Seychelles	0	0	0	0	0
2007 Q1	Africa	Sierra Leone	25	25	3	21	1
2007 Q1	Asia	Singapore	0	0	0	0	0
2007 Q1	Europe	Slovakia	0	0	0	0	0
2007 Q1	Europe	Slovenia	0	0	0	0	0
2007 Q1	Oceania	Solomon Islands	0	0	0	0	0
2007 Q1	Africa	Somalia	189	217	114	85	18
2007 Q1	Africa	South Africa	10	9	0	8	1
2007 Q1	Americas	South Georgia and South Sandwich Islands	0	0	0	0	0
2007 Q1	Europe	Spain	0	0	0	0	0
2007 Q1	Asia	Sri Lanka	174	131	26	103	2
2007 Q1	Africa	St. Helena (British)	0	0	0	0	0
2007 Q1	Americas	St. Kitts and Nevis	0	0	0	0	0
2007 Q1	Americas	St. Lucia	0	0	0	0	0
2007 Q1	Americas	St. Maarten (Dutch Part)	:	:	:	:	:
2007 Q1	Americas	St. Martin (French Part)	:	:	:	:	:
2007 Q1	Americas	St. Pierre and Miquelon	0	0	0	0	0
2007 Q1	Americas	St. Vincent and the Grenadines	0	0	0	0	0
2007 Q1	Other	Stateless	8	10	3	6	1
2007 Q1	Africa	Sudan	94	96	26	65	5
2007 Q1	Americas	Surinam	0	0	0	0	0

<i>Quarter</i>	<i>Geographical region</i>	<i>Country of nationality</i>	<i>Appeals received</i>	<i>Total appeals determined</i>	<i>Appeals allowed</i>	<i>Appeals dismissed</i>	<i>Appeals withdrawn</i>
2007 Q1	Europe	Svalbard and Jan Mayen	0	0	0	0	0
2007 Q1	Africa	Swaziland	2	0	0	0	0
2007 Q1	Europe	Sweden	0	0	0	0	0
2007 Q1	Europe	Switzerland	0	0	0	0	0
2007 Q1	Middle East	Syria	19	18	3	14	1
2007 Q1	Asia	Taiwan	0	0	0	0	0
2007 Q1	Europe	Tajikistan	0	0	0	0	0
2007 Q1	Africa	Tanzania	4	4	0	4	0
2007 Q1	Asia	Thailand	0	0	0	0	0
2007 Q1	Africa	Togo	4	3	0	2	1
2007 Q1	Oceania	Tokelau	0	0	0	0	0
2007 Q1	Oceania	Tonga	0	0	0	0	0
2007 Q1	Americas	Trinidad and Tobago	1	0	0	0	0
2007 Q1	Africa	Tunisia	0	0	0	0	0
2007 Q1	Europe	Turkey	67	85	20	60	5
2007 Q1	Europe	Turkmenistan	2	2	0	2	0
2007 Q1	Americas	Turks and Caicos Islands (British)	0	0	0	0	0
2007 Q1	Oceania	Tuvalu	0	0	0	0	0
2007 Q1	Africa	Uganda	26	29	2	25	2
2007 Q1	Europe	Ukraine	7	6	1	5	0
2007 Q1	Middle East	United Arab Emirates	0	0	0	0	0
2007 Q1	Americas	United States	0	0	0	0	0
2007 Q1	Americas	Uruguay	0	0	0	0	0
2007 Q1	Europe	Uzbekistan	3	3	0	3	0
2007 Q1	Oceania	Vanuatu	0	0	0	0	0
2007 Q1	Europe	Vatican City	0	0	0	0	0
2007 Q1	Americas	Venezuela	3	3	0	3	0
2007 Q1	Asia	Vietnam	7	10	1	8	1
2007 Q1	Americas	Virgin Islands (British)	0	0	0	0	0
2007 Q1	Americas	Virgin Islands (US)	0	0	0	0	0
2007 Q1	Oceania	Wallis and Futuna	0	0	0	0	0
2007 Q1	Africa	Western Sahara	0	0	0	0	0
2007 Q1	Middle East	Yemen	3	6	3	2	1
2007 Q1	Africa	Zambia	2	2	0	1	1
2007 Q1	Africa	Zimbabwe	249	210	38	162	10
2007 Q2	Total	*Total	3,196	3,328	767	2,390	171
2007 Q2	Africa	*Total	1,181	1,201	362	776	63
2007 Q2	Americas	*Total Americas	40	40	2	36	2
2007 Q2	Asia	*Total Asia	974	958	169	738	51
2007 Q2	Europe	*Total Europe	179	180	50	120	10
2007 Q2	Middle East	*Total Middle East	812	937	177	716	44
2007 Q2	Oceania	*Total Oceania	0	0	0	0	0

<i>Quarter</i>	<i>Geographical region</i>	<i>Country of nationality</i>	<i>Appeals received</i>	<i>Total appeals determined</i>	<i>Appeals allowed</i>	<i>Appeals dismissed</i>	<i>Appeals withdrawn</i>
2007 Q2	Other	*Total					
		Other	10	12	7	4	1
2007 Q2	Asia	Afghanistan	307	324	56	253	15
2007 Q2	Europe	Albania	18	15	6	9	0
2007 Q2	Africa	Algeria	29	21	1	19	1
2007 Q2	Oceania	American Samoa	0	0	0	0	0
2007 Q2	Europe	Andorra	0	0	0	0	0
2007 Q2	Africa	Angola	12	16	2	13	1
2007 Q2	Americas	Anguilla (British)	0	0	0	0	0
2007 Q2	Americas	Antigua and Barbuda	0	0	0	0	0
2007 Q2	Americas	Argentina	0	0	0	0	0
2007 Q2	Europe	Armenia	1	3	1	2	0
2007 Q2	Americas	Aruba	0	0	0	0	0
2007 Q2	Oceania	Australia	0	0	0	0	0
2007 Q2	Europe	Austria	0	0	0	0	0
2007 Q2	Europe	Azerbaijan	4	8	2	6	0
2007 Q2	Americas	Bahamas, The	0	0	0	0	0
2007 Q2	Middle East	Bahrain	0	0	0	0	0
2007 Q2	Asia	Bangladesh	50	42	1	38	3
2007 Q2	Americas	Barbados	0	0	0	0	0
2007 Q2	Europe	Belarus	13	4	1	2	1
2007 Q2	Europe	Belgium	0	0	0	0	0
2007 Q2	Americas	Belize	0	0	0	0	0
2007 Q2	Africa	Benin	1	0	0	0	0
2007 Q2	Americas	Bermuda (British)	0	0	0	0	0
2007 Q2	Asia	Bhutan	5	8	1	6	1
2007 Q2	Americas	Bolivia	2	2	0	2	0
2007 Q2	Americas	Bonaire, Sint Eustatius and Saba	:	:	:	:	:
2007 Q2	Europe	Bosnia and Herzegovina	2	1	0	1	0
2007 Q2	Africa	Botswana	1	1	0	1	0
2007 Q2	Americas	Brazil	1	0	0	0	0
2007 Q2	Other	British overseas citizens	0	0	0	0	0
2007 Q2	Asia	Brunei	0	0	0	0	0
2007 Q2	Europe	Bulgaria	0	0	0	0	0
2007 Q2	Africa	Burkina Faso	2	1	0	1	0
2007 Q2	Asia	Burma	10	6	3	3	0
2007 Q2	Africa	Burundi	7	12	4	7	1
2007 Q2	Asia	Cambodia	0	0	0	0	0
2007 Q2	Africa	Cameroon	41	49	15	30	4
2007 Q2	Americas	Canada	0	0	0	0	0
2007 Q2	Africa	Cape Verde	0	0	0	0	0
2007 Q2	Americas	Cayman Islands (British)	0	0	0	0	0
2007 Q2	Africa	Central African Republic	0	0	0	0	0
2007 Q2	Africa	Chad	1	2	1	1	0
2007 Q2	Americas	Chile	0	0	0	0	0
2007 Q2	Asia	China	147	136	16	114	6
2007 Q2	Oceania	Christmas Island	0	0	0	0	0

<i>Quarter</i>	<i>Geographical region</i>	<i>Country of nationality</i>	<i>Appeals received</i>	<i>Total appeals determined</i>	<i>Appeals allowed</i>	<i>Appeals dismissed</i>	<i>Appeals withdrawn</i>
2007 Q2	Oceania	Cocos (Keeling) Islands	0	0	0	0	0
2007 Q2	Americas	Colombia	6	6	0	6	0
2007 Q2	Africa	Comoros	0	0	0	0	0
2007 Q2	Africa	Congo	3	6	1	5	0
2007 Q2	Africa	Congo (Democratic Republic)	108	79	14	62	3
2007 Q2	Oceania	Cook Islands	0	0	0	0	0
2007 Q2	Americas	Costa Rica	0	0	0	0	0
2007 Q2	Europe	Croatia	2	2	0	1	1
2007 Q2	Americas	Cuba	3	3	1	2	0
2007 Q2	Americas	Curacao	:	:	:	:	:
2007 Q2	Europe	Cyprus	0	0	0	0	0
2007 Q2	Europe	Cyprus (Northern part of)	0	0	0	0	0
2007 Q2	Europe	Czech Republic	0	0	0	0	0
2007 Q2	Europe	Denmark	0	0	0	0	0
2007 Q2	Africa	Djibouti	0	0	0	0	0
2007 Q2	Americas	Dominica	0	0	0	0	0
2007 Q2	Americas	Dominican Republic	1	0	0	0	0
2007 Q2	Asia	East Timor	0	0	0	0	0
2007 Q2	Americas	Ecuador	2	0	0	0	0
2007 Q2	Africa	Egypt	6	8	3	5	0
2007 Q2	Americas	El Salvador	0	0	0	0	0
2007 Q2	Africa	Equatorial Guinea	0	1	1	0	0
2007 Q2	Africa	Eritrea	106	138	58	67	13
2007 Q2	Europe	Estonia	0	0	0	0	0
2007 Q2	Africa	Ethiopia	14	24	5	16	3
2007 Q2	Americas	Falkland Islands (British)	0	0	0	0	0
2007 Q2	Europe	Faroe Islands	0	0	0	0	0
2007 Q2	Oceania	Fiji	0	0	0	0	0
2007 Q2	Europe	Finland	0	0	0	0	0
2007 Q2	Europe	Former Yugoslavia	4	2	0	2	0
2007 Q2	Europe	France	0	0	0	0	0
2007 Q2	Americas	French Guiana	0	0	0	0	0
2007 Q2	Oceania	French Polynesia	0	0	0	0	0
2007 Q2	Africa	Gabon	0	0	0	0	0
2007 Q2	Africa	Gambia, The	10	15	5	10	0
2007 Q2	Europe	Georgia	4	8	1	7	0
2007 Q2	Europe	Germany	0	0	0	0	0
2007 Q2	Africa	Ghana	15	10	0	10	0
2007 Q2	Europe	Gibraltar (British)	0	0	0	0	0
2007 Q2	Europe	Greece	0	0	0	0	0
2007 Q2	Europe	Greenland	0	0	0	0	0
2007 Q2	Americas	Grenada	0	0	0	0	0
2007 Q2	Americas	Guadeloupe	0	0	0	0	0
2007 Q2	Americas	Guam	0	0	0	0	0
2007 Q2	Americas	Guatemala	1	0	0	0	0
2007 Q2	Africa	Guinea	30	32	5	25	2

<i>Quarter</i>	<i>Geographical region</i>	<i>Country of nationality</i>	<i>Appeals received</i>	<i>Total appeals determined</i>	<i>Appeals allowed</i>	<i>Appeals dismissed</i>	<i>Appeals withdrawn</i>
2007 Q2	Africa	Guinea-Bissau	0	1	0	1	0
2007 Q2	Americas	Guyana	0	0	0	0	0
2007 Q2	Americas	Haiti	0	0	0	0	0
2007 Q2	Oceania	Heard Island and McDonald Islands	0	0	0	0	0
2007 Q2	Americas	Honduras	0	0	0	0	0
2007 Q2	Asia	Hong Kong	1	1	0	1	0
2007 Q2	Europe	Hungary	0	0	0	0	0
2007 Q2	Europe	Iceland	0	0	0	0	0
2007 Q2	Asia	India	20	10	0	9	1
2007 Q2	Asia	Indonesia	2	0	0	0	0
2007 Q2	Middle East	Iran	425	516	79	419	18
2007 Q2	Middle East	Iraq	274	315	79	220	16
2007 Q2	Europe	Ireland	0	0	0	0	0
2007 Q2	Middle East	Israel	0	1	0	1	0
2007 Q2	Europe	Italy	0	0	0	0	0
2007 Q2	Africa	Ivory Coast	26	24	6	17	1
2007 Q2	Americas	Jamaica	21	27	1	24	2
2007 Q2	Asia	Japan	0	1	0	1	0
2007 Q2	Middle East	Jordan	6	4	0	4	0
2007 Q2	Europe	Kazakhstan	5	4	0	4	0
2007 Q2	Africa	Kenya	23	13	2	11	0
2007 Q2	Oceania	Kiribati	0	0	0	0	0
2007 Q2	Asia	Korea (North)	2	0	0	0	0
2007 Q2	Asia	Korea (South)	1	2	0	2	0
2007 Q2	Europe	Kosovo	15	14	4	10	0
2007 Q2	Middle East	Kuwait	19	13	3	8	2
2007 Q2	Europe	Kyrgyzstan	1	0	0	0	0
2007 Q2	Asia	Laos	0	0	0	0	0
2007 Q2	Europe	Latvia	1	0	0	0	0
2007 Q2	Middle East	Lebanon	9	21	3	17	1
2007 Q2	Africa	Lesotho	1	0	0	0	0
2007 Q2	Africa	Liberia	3	3	1	2	0
2007 Q2	Africa	Libya	8	7	2	5	0
2007 Q2	Europe	Liechtenstein	0	0	0	0	0
2007 Q2	Europe	Lithuania	1	0	0	0	0
2007 Q2	Europe	Luxembourg	0	0	0	0	0
2007 Q2	Asia	Macau	0	0	0	0	0
2007 Q2	Europe	Macedonia	0	0	0	0	0
2007 Q2	Africa	Madagascar	0	0	0	0	0
2007 Q2	Africa	Malawi	8	11	0	10	1
2007 Q2	Asia	Malaysia	2	1	0	1	0
2007 Q2	Asia	Maldives	0	0	0	0	0
2007 Q2	Africa	Mali	0	0	0	0	0
2007 Q2	Europe	Malta	0	0	0	0	0
2007 Q2	Oceania	Marshall Islands	0	0	0	0	0
2007 Q2	Americas	Martinique	0	0	0	0	0
2007 Q2	Africa	Mauritania	0	0	0	0	0
2007 Q2	Africa	Mauritius	6	2	1	1	0
2007 Q2	Africa	Mayotte	0	0	0	0	0
2007 Q2	Americas	Mexico	0	0	0	0	0
2007 Q2	Oceania	Micronesia	0	0	0	0	0
2007 Q2	Europe	Moldova	0	1	0	1	0
2007 Q2	Europe	Monaco	0	0	0	0	0
2007 Q2	Asia	Mongolia	2	4	0	3	1
2007 Q2	Europe	Montenegro	0	1	0	1	0
2007 Q2	Americas	Montserrat (British)	0	0	0	0	0



<i>Quarter</i>	<i>Geographical region</i>	<i>Country of nationality</i>	<i>Appeals received</i>	<i>Total appeals determined</i>	<i>Appeals allowed</i>	<i>Appeals dismissed</i>	<i>Appeals withdrawn</i>
2007 Q2	Africa	Morocco	1	1	0	1	0
2007 Q2	Africa	Mozambique	0	0	0	0	0
2007 Q2	Africa	Namibia	0	0	0	0	0
2007 Q2	Oceania	Nauru	0	0	0	0	0
2007 Q2	Asia	Nepal	2	7	0	7	0
2007 Q2	Europe	Netherlands	0	0	0	0	0
2007 Q2	Americas	Netherlands Antilles	0	0	0	0	0
2007 Q2	Oceania	New Caledonia	0	0	0	0	0
2007 Q2	Oceania	New Zealand	0	0	0	0	0
2007 Q2	Americas	Nicaragua	0	0	0	0	0
2007 Q2	Africa	Niger	1	1	0	1	0
2007 Q2	Africa	Nigeria	106	91	5	80	6
2007 Q2	Oceania	Niue	0	0	0	0	0
2007 Q2	Oceania	Norfolk Island	0	0	0	0	0
2007 Q2	Oceania	Northern Mariana Islands	0	0	0	0	0
2007 Q2	Europe	Norway	0	0	0	0	0
2007 Q2	Middle East	Occupied Palestinian Territories	39	36	4	30	2
2007 Q2	Middle East	Oman	0	0	0	0	0
2007 Q2	Other	Other and unknown	2	1	0	0	1
2007 Q2	Asia	Pakistan	174	173	18	139	16
2007 Q2	Oceania	Palau	0	0	0	0	0
2007 Q2	Americas	Panama	0	0	0	0	0
2007 Q2	Oceania	Papua New Guinea	0	0	0	0	0
2007 Q2	Americas	Paraguay	0	0	0	0	0
2007 Q2	Americas	Peru	0	1	0	1	0
2007 Q2	Asia	Philippines	1	1	0	1	0
2007 Q2	Oceania	Pitcairn Islands (British)	0	0	0	0	0
2007 Q2	Europe	Poland	0	1	0	1	0
2007 Q2	Europe	Portugal	0	0	0	0	0
2007 Q2	Americas	Puerto Rico	0	0	0	0	0
2007 Q2	Middle East	Qatar	0	0	0	0	0
2007 Q2	Africa	Reunion	0	0	0	0	0
2007 Q2	Europe	Romania	1	2	0	0	2
2007 Q2	Europe	Russia	19	17	8	7	2
2007 Q2	Africa	Rwanda	10	8	3	3	2
2007 Q2	Oceania	Samoa	0	0	0	0	0
2007 Q2	Europe	San Marino	0	0	0	0	0
2007 Q2	Africa	Sao Tome and Principe	0	0	0	0	0
2007 Q2	Middle East	Saudi Arabia	0	0	0	0	0
2007 Q2	Africa	Senegal	4	3	0	3	0
2007 Q2	Europe	Serbia	8	9	3	6	0
2007 Q2	Europe	Serbia and Montenegro	:	:	:	:	:
2007 Q2	Africa	Seychelles	1	1	0	1	0
2007 Q2	Africa	Sierra Leone	19	29	8	18	3
2007 Q2	Asia	Singapore	0	0	0	0	0
2007 Q2	Europe	Slovakia	0	0	0	0	0
2007 Q2	Europe	Slovenia	0	0	0	0	0

<i>Quarter</i>	<i>Geographical region</i>	<i>Country of nationality</i>	<i>Appeals received</i>	<i>Total appeals determined</i>	<i>Appeals allowed</i>	<i>Appeals dismissed</i>	<i>Appeals withdrawn</i>
2007 Q2	Oceania	Solomon Islands	0	0	0	0	0
2007 Q2	Africa	Somalia	161	174	96	73	5
2007 Q2	Africa	South Africa	10	15	0	13	2
2007 Q2	Americas	South Georgia and South Sandwich Islands	0	0	0	0	0
2007 Q2	Europe	Spain	0	0	0	0	0
2007 Q2	Asia	Sri Lanka	245	240	74	158	8
2007 Q2	Africa	St. Helena (British)	0	0	0	0	0
2007 Q2	Americas	St. Kitts and Nevis	0	0	0	0	0
2007 Q2	Americas	St. Lucia	1	0	0	0	0
2007 Q2	Americas	St. Maarten (Dutch Part)	:	:	:	:	:
2007 Q2	Americas	St. Martin (French Part)	:	:	:	:	:
2007 Q2	Americas	St. Pierre and Miquelon	0	0	0	0	0
2007 Q2	Americas	St. Vincent and the Grenadines	1	0	0	0	0
2007 Q2	Other	Stateless	8	11	7	4	0
2007 Q2	Africa	Sudan	67	98	51	39	8
2007 Q2	Americas	Surinam	0	0	0	0	0
2007 Q2	Europe	Svalbard and Jan Mayen	0	0	0	0	0
2007 Q2	Africa	Swaziland	3	5	0	5	0
2007 Q2	Europe	Sweden	0	0	0	0	0
2007 Q2	Europe	Switzerland	0	0	0	0	0
2007 Q2	Middle East	Syria	32	27	8	14	5
2007 Q2	Asia	Taiwan	0	0	0	0	0
2007 Q2	Europe	Tajikistan	0	0	0	0	0
2007 Q2	Africa	Tanzania	6	6	0	5	1
2007 Q2	Asia	Thailand	0	0	0	0	0
2007 Q2	Africa	Togo	5	4	1	3	0
2007 Q2	Oceania	Tokelau	0	0	0	0	0
2007 Q2	Oceania	Tonga	0	0	0	0	0
2007 Q2	Americas	Trinidad and Tobago	0	1	0	1	0
2007 Q2	Africa	Tunisia	2	2	1	1	0
2007 Q2	Europe	Turkey	71	72	19	50	3
2007 Q2	Europe	Turkmenistan	1	2	0	2	0
2007 Q2	Americas	Turks and Caicos Islands (British)	0	0	0	0	0
2007 Q2	Oceania	Tuvalu	0	0	0	0	0
2007 Q2	Africa	Uganda	29	25	5	18	2
2007 Q2	Europe	Ukraine	7	10	4	5	1
2007 Q2	Middle East	United Arab Emirates	1	0	0	0	0
2007 Q2	Americas	United States	1	0	0	0	0
2007 Q2	Americas	Uruguay	0	0	0	0	0

<i>Quarter</i>	<i>Geographical region</i>	<i>Country of nationality</i>	<i>Appeals received</i>	<i>Total appeals determined</i>	<i>Appeals allowed</i>	<i>Appeals dismissed</i>	<i>Appeals withdrawn</i>
2007 Q2	Europe	Uzbekistan	1	4	1	3	0
2007 Q2	Oceania	Vanuatu	0	0	0	0	0
2007 Q2	Europe	Vatican City	0	0	0	0	0
2007 Q2	Americas	Venezuela	0	0	0	0	0
2007 Q2	Asia	Vietnam	3	2	0	2	0
2007 Q2	Americas	Virgin Islands (British)	0	0	0	0	0
2007 Q2	Americas	Virgin Islands (US)	0	0	0	0	0
2007 Q2	Oceania	Wallis and Futuna	0	0	0	0	0
2007 Q2	Africa	Western Sahara	0	0	0	0	0
2007 Q2	Middle East	Yemen	7	4	1	3	0
2007 Q2	Africa	Zambia	4	2	0	2	0
2007 Q2	Africa	Zimbabwe	291	260	65	191	4
2007 Q3	Total	*Total	2,943	3,358	737	2,475	146
2007 Q3	Africa	*Total	1,154	1,308	360	882	66
2007 Q3	Americas	*Total	48	48	9	37	2
2007 Q3	Asia	*Total Asia	856	992	163	793	36
2007 Q3	Europe	*Total	181	198	48	138	12
2007 Q3	Middle East	*Total	683	797	152	616	29
2007 Q3	Oceania	*Total	0	0	0	0	0
2007 Q3	Other	*Total	21	15	5	9	1
2007 Q3	Asia	Afghanistan	259	301	45	244	12
2007 Q3	Europe	Albania	18	19	5	14	0
2007 Q3	Africa	Algeria	40	40	2	38	0
2007 Q3	Oceania	American Samoa	0	0	0	0	0
2007 Q3	Europe	Andorra	0	0	0	0	0
2007 Q3	Africa	Angola	21	18	2	14	2
2007 Q3	Americas	Anguilla (British)	0	0	0	0	0
2007 Q3	Americas	Antigua and Barbuda	0	0	0	0	0
2007 Q3	Americas	Argentina	0	0	0	0	0
2007 Q3	Europe	Armenia	3	2	0	2	0
2007 Q3	Americas	Aruba	0	0	0	0	0
2007 Q3	Oceania	Australia	0	0	0	0	0
2007 Q3	Europe	Austria	0	0	0	0	0
2007 Q3	Europe	Azerbaijan	7	5	0	5	0
2007 Q3	Americas	Bahamas, The	0	0	0	0	0
2007 Q3	Middle East	Bahrain	1	0	0	0	0
2007 Q3	Asia	Bangladesh	43	50	4	43	3
2007 Q3	Americas	Barbados	0	0	0	0	0
2007 Q3	Europe	Belarus	7	15	5	10	0
2007 Q3	Europe	Belgium	0	0	0	0	0
2007 Q3	Americas	Belize	0	0	0	0	0
2007 Q3	Africa	Benin	0	1	0	1	0
2007 Q3	Americas	Bermuda (British)	0	0	0	0	0
2007 Q3	Asia	Bhutan	4	4	0	4	0
2007 Q3	Americas	Bolivia	2	2	1	1	0

<i>Quarter</i>	<i>Geographical region</i>	<i>Country of nationality</i>	<i>Appeals received</i>	<i>Total appeals determined</i>	<i>Appeals allowed</i>	<i>Appeals dismissed</i>	<i>Appeals withdrawn</i>
2007 Q3	Americas	Bonaire, Sint Eustatius and Saba	:	:	:	:	:
2007 Q3	Europe	Bosnia and Herzegovina	1	4	1	1	2
2007 Q3	Africa	Botswana	0	0	0	0	0
2007 Q3	Americas	Brazil	0	1	0	1	0
2007 Q3	Other	British overseas citizens	3	3	0	3	0
2007 Q3	Asia	Brunei	0	0	0	0	0
2007 Q3	Europe	Bulgaria	0	0	0	0	0
2007 Q3	Africa	Burkina Faso	1	1	0	1	0
2007 Q3	Asia	Burma	14	14	4	8	2
2007 Q3	Africa	Burundi	8	5	1	4	0
2007 Q3	Asia	Cambodia	0	0	0	0	0
2007 Q3	Africa	Cameroon	45	49	10	33	6
2007 Q3	Americas	Canada	0	0	0	0	0
2007 Q3	Africa	Cape Verde	0	0	0	0	0
2007 Q3	Americas	Cayman Islands (British)	0	0	0	0	0
2007 Q3	Africa	Central African Republic	0	0	0	0	0
2007 Q3	Africa	Chad	0	0	0	0	0
2007 Q3	Americas	Chile	0	0	0	0	0
2007 Q3	Asia	China	141	158	12	142	4
2007 Q3	Oceania	Christmas Island	0	0	0	0	0
2007 Q3	Oceania	Cocos (Keeling) Islands	0	0	0	0	0
2007 Q3	Americas	Colombia	9	13	2	11	0
2007 Q3	Africa	Comoros	0	0	0	0	0
2007 Q3	Africa	Congo	7	8	2	6	0
2007 Q3	Africa	Congo (Democratic Republic)	106	118	26	85	7
2007 Q3	Oceania	Cook Islands	0	0	0	0	0
2007 Q3	Americas	Costa Rica	0	0	0	0	0
2007 Q3	Europe	Croatia	3	1	1	0	0
2007 Q3	Americas	Cuba	3	2	0	2	0
2007 Q3	Americas	Curacao	:	:	:	:	:
2007 Q3	Europe	Cyprus	0	0	0	0	0
2007 Q3	Europe	Cyprus (Northern part of)	0	0	0	0	0
2007 Q3	Europe	Czech Republic	0	0	0	0	0
2007 Q3	Europe	Denmark	0	0	0	0	0
2007 Q3	Africa	Djibouti	0	0	0	0	0
2007 Q3	Americas	Dominica	0	0	0	0	0
2007 Q3	Americas	Dominican Republic	0	1	0	1	0
2007 Q3	Asia	East Timor	0	0	0	0	0
2007 Q3	Americas	Ecuador	3	4	1	3	0
2007 Q3	Africa	Egypt	9	9	1	8	0
2007 Q3	Americas	El Salvador	0	0	0	0	0
2007 Q3	Africa	Equatorial Guinea	0	0	0	0	0
2007 Q3	Africa	Eritrea	80	113	58	47	8

<i>Quarter</i>	<i>Geographical region</i>	<i>Country of nationality</i>	<i>Appeals received</i>	<i>Total appeals determined</i>	<i>Appeals allowed</i>	<i>Appeals dismissed</i>	<i>Appeals withdrawn</i>
2007 Q3	Europe	Estonia	1	1	1	0	0
2007 Q3	Africa	Ethiopia	32	26	5	21	0
2007 Q3	Americas	Falkland Islands (British)	0	0	0	0	0
2007 Q3	Europe	Faroe Islands	0	0	0	0	0
2007 Q3	Oceania	Fiji	0	0	0	0	0
2007 Q3	Europe	Finland	0	0	0	0	0
2007 Q3	Europe	Former Yugoslavia	0	5	0	4	1
2007 Q3	Europe	France	0	0	0	0	0
2007 Q3	Americas	French Guiana	0	0	0	0	0
2007 Q3	Oceania	French Polynesia	0	0	0	0	0
2007 Q3	Africa	Gabon	0	0	0	0	0
2007 Q3	Africa	Gambia, The	12	11	2	9	0
2007 Q3	Europe	Georgia	9	6	0	5	1
2007 Q3	Europe	Germany	0	0	0	0	0
2007 Q3	Africa	Ghana	13	15	1	14	0
2007 Q3	Europe	Gibraltar (British)	0	0	0	0	0
2007 Q3	Europe	Greece	0	0	0	0	0
2007 Q3	Europe	Greenland	0	0	0	0	0
2007 Q3	Americas	Grenada	0	0	0	0	0
2007 Q3	Americas	Guadeloupe	0	0	0	0	0
2007 Q3	Americas	Guam	0	0	0	0	0
2007 Q3	Americas	Guatemala	0	1	0	1	0
2007 Q3	Africa	Guinea	20	26	4	19	3
2007 Q3	Africa	Guinea-Bissau	0	0	0	0	0
2007 Q3	Americas	Guyana	3	1	0	1	0
2007 Q3	Americas	Haiti	0	0	0	0	0
2007 Q3	Oceania	Heard Island and McDonald Islands	0	0	0	0	0
2007 Q3	Americas	Honduras	0	0	0	0	0
2007 Q3	Asia	Hong Kong	0	0	0	0	0
2007 Q3	Europe	Hungary	0	0	0	0	0
2007 Q3	Europe	Iceland	0	0	0	0	0
2007 Q3	Asia	India	16	23	6	16	1
2007 Q3	Asia	Indonesia	0	2	1	1	0
2007 Q3	Middle East	Iran	322	415	73	331	11
2007 Q3	Middle East	Iraq	250	257	46	197	14
2007 Q3	Europe	Ireland	0	0	0	0	0
2007 Q3	Middle East	Israel	5	0	0	0	0
2007 Q3	Europe	Italy	0	0	0	0	0
2007 Q3	Africa	Ivory Coast	33	31	8	22	1
2007 Q3	Americas	Jamaica	21	16	5	10	1
2007 Q3	Asia	Japan	0	0	0	0	0
2007 Q3	Middle East	Jordan	2	4	1	3	0
2007 Q3	Europe	Kazakhstan	3	5	2	3	0
2007 Q3	Africa	Kenya	15	21	3	17	1
2007 Q3	Oceania	Kiribati	0	0	0	0	0
2007 Q3	Asia	Korea (North)	3	4	2	1	1
2007 Q3	Asia	Korea (South)	2	2	0	2	0
2007 Q3	Europe	Kosovo	12	16	4	11	1
2007 Q3	Middle East	Kuwait	14	23	12	10	1
2007 Q3	Europe	Kyrgyzstan	1	1	1	0	0

<i>Quarter</i>	<i>Geographical region</i>	<i>Country of nationality</i>	<i>Appeals received</i>	<i>Total appeals determined</i>	<i>Appeals allowed</i>	<i>Appeals dismissed</i>	<i>Appeals withdrawn</i>
2007 Q3	Asia	Laos	0	0	0	0	0
2007 Q3	Europe	Latvia	0	1	1	0	0
2007 Q3	Middle East	Lebanon	9	10	2	8	0
2007 Q3	Africa	Lesotho	0	1	0	1	0
2007 Q3	Africa	Liberia	6	5	1	4	0
2007 Q3	Africa	Libya	14	16	2	14	0
2007 Q3	Europe	Liechtenstein	0	0	0	0	0
2007 Q3	Europe	Lithuania	0	0	0	0	0
2007 Q3	Europe	Luxembourg	0	0	0	0	0
2007 Q3	Asia	Macau	0	0	0	0	0
2007 Q3	Europe	Macedonia	3	3	0	3	0
2007 Q3	Africa	Madagascar	0	0	0	0	0
2007 Q3	Africa	Malawi	12	12	2	10	0
2007 Q3	Asia	Malaysia	4	4	0	4	0
2007 Q3	Asia	Maldives	0	0	0	0	0
2007 Q3	Africa	Mali	0	0	0	0	0
2007 Q3	Europe	Malta	0	0	0	0	0
2007 Q3	Oceania	Marshall Islands	0	0	0	0	0
2007 Q3	Americas	Martinique	0	0	0	0	0
2007 Q3	Africa	Mauritania	1	2	0	1	1
2007 Q3	Africa	Mauritius	2	4	0	4	0
2007 Q3	Africa	Mayotte	0	0	0	0	0
2007 Q3	Americas	Mexico	0	0	0	0	0
2007 Q3	Oceania	Micronesia	0	0	0	0	0
2007 Q3	Europe	Moldova	1	0	0	0	0
2007 Q3	Europe	Monaco	0	0	0	0	0
2007 Q3	Asia	Mongolia	1	0	0	0	0
2007 Q3	Europe	Montenegro	0	1	0	1	0
2007 Q3	Americas	Montserrat (British)	0	0	0	0	0
2007 Q3	Africa	Morocco	3	0	0	0	0
2007 Q3	Africa	Mozambique	2	2	0	1	1
2007 Q3	Africa	Namibia	2	0	0	0	0
2007 Q3	Oceania	Nauru	0	0	0	0	0
2007 Q3	Asia	Nepal	5	7	0	7	0
2007 Q3	Europe	Netherlands	0	0	0	0	0
2007 Q3	Americas	Netherlands Antilles	0	0	0	0	0
2007 Q3	Oceania	New Caledonia	0	0	0	0	0
2007 Q3	Oceania	New Zealand	0	0	0	0	0
2007 Q3	Americas	Nicaragua	0	0	0	0	0
2007 Q3	Africa	Niger	0	0	0	0	0
2007 Q3	Africa	Nigeria	77	81	6	73	2
2007 Q3	Oceania	Niue	0	0	0	0	0
2007 Q3	Oceania	Norfolk Island	0	0	0	0	0
2007 Q3	Oceania	Northern Mariana Islands	0	0	0	0	0
2007 Q3	Europe	Norway	0	0	0	0	0
2007 Q3	Middle East	Occupied Palestinian Territories	39	48	9	36	3
2007 Q3	Middle East	Oman	0	0	0	0	0
2007 Q3	Other	Other and unknown	2	1	0	1	0
2007 Q3	Asia	Pakistan	155	197	28	160	9
2007 Q3	Oceania	Palau	0	0	0	0	0
2007 Q3	Americas	Panama	0	0	0	0	0
2007 Q3	Oceania	Papua New Guinea	0	0	0	0	0

<i>Quarter</i>	<i>Geographical region</i>	<i>Country of nationality</i>	<i>Appeals received</i>	<i>Total appeals determined</i>	<i>Appeals allowed</i>	<i>Appeals dismissed</i>	<i>Appeals withdrawn</i>
2007 Q3	Americas	Paraguay	0	0	0	0	0
2007 Q3	Americas	Peru	0	0	0	0	0
2007 Q3	Asia	Philippines	2	2	0	2	0
2007 Q3	Oceania	Pitcairn Islands (British)	0	0	0	0	0
2007 Q3	Europe	Poland	0	0	0	0	0
2007 Q3	Europe	Portugal	0	0	0	0	0
2007 Q3	Americas	Puerto Rico	0	0	0	0	0
2007 Q3	Middle East	Qatar	0	0	0	0	0
2007 Q3	Africa	Reunion	0	0	0	0	0
2007 Q3	Europe	Romania	0	1	1	0	0
2007 Q3	Europe	Russia	21	19	5	13	1
2007 Q3	Africa	Rwanda	9	10	1	9	0
2007 Q3	Oceania	Samoa	0	0	0	0	0
2007 Q3	Europe	San Marino	0	0	0	0	0
2007 Q3	Africa	Sao Tome and Principe	0	0	0	0	0
2007 Q3	Middle East	Saudi Arabia	0	0	0	0	0
2007 Q3	Africa	Senegal	3	4	1	3	0
2007 Q3	Europe	Serbia	1	4	0	4	0
2007 Q3	Europe	Serbia and Montenegro	:	:	:	:	:
2007 Q3	Africa	Seychelles	0	0	0	0	0
2007 Q3	Africa	Sierra Leone	19	18	1	16	1
2007 Q3	Asia	Singapore	0	0	0	0	0
2007 Q3	Europe	Slovakia	0	0	0	0	0
2007 Q3	Europe	Slovenia	0	0	0	0	0
2007 Q3	Oceania	Solomon Islands	0	0	0	0	0
2007 Q3	Africa	Somalia	138	178	92	76	10
2007 Q3	Africa	South Africa	12	11	0	11	0
2007 Q3	Americas	South Georgia and South Sandwich Islands	0	0	0	0	0
2007 Q3	Europe	Spain	0	0	0	0	0
2007 Q3	Asia	Sri Lanka	198	219	61	154	4
2007 Q3	Africa	St. Helena (British)	0	0	0	0	0
2007 Q3	Americas	St. Kitts and Nevis	0	0	0	0	0
2007 Q3	Americas	St. Lucia	0	0	0	0	0
2007 Q3	Americas	St. Maarten (Dutch Part)	:	:	:	:	:
2007 Q3	Americas	St. Martin (French Part)	:	:	:	:	:
2007 Q3	Americas	St. Pierre and Miquelon	0	0	0	0	0
2007 Q3	Americas	St. Vincent and the Grenadines	1	0	0	0	0
2007 Q3	Other	Stateless	16	11	5	5	1
2007 Q3	Africa	Sudan	66	80	31	44	5
2007 Q3	Americas	Surinam	0	0	0	0	0

<i>Quarter</i>	<i>Geographical region</i>	<i>Country of nationality</i>	<i>Appeals received</i>	<i>Total appeals determined</i>	<i>Appeals allowed</i>	<i>Appeals dismissed</i>	<i>Appeals withdrawn</i>
2007 Q3	Europe	Svalbard and Jan Mayen	0	0	0	0	0
2007 Q3	Africa	Swaziland	1	1	0	1	0
2007 Q3	Europe	Sweden	0	0	0	0	0
2007 Q3	Europe	Switzerland	0	0	0	0	0
2007 Q3	Middle East	Syria	28	31	7	24	0
2007 Q3	Asia	Taiwan	0	0	0	0	0
2007 Q3	Europe	Tajikistan	0	0	0	0	0
2007 Q3	Africa	Tanzania	2	4	2	2	0
2007 Q3	Asia	Thailand	2	0	0	0	0
2007 Q3	Africa	Togo	3	4	0	4	0
2007 Q3	Oceania	Tokelau	0	0	0	0	0
2007 Q3	Oceania	Tonga	0	0	0	0	0
2007 Q3	Americas	Trinidad and Tobago	1	1	0	1	0
2007 Q3	Africa	Tunisia	0	1	0	1	0
2007 Q3	Europe	Turkey	83	78	19	55	4
2007 Q3	Europe	Turkmenistan	0	0	0	0	0
2007 Q3	Americas	Turks and Caicos Islands (British)	0	0	0	0	0
2007 Q3	Oceania	Tuvalu	0	0	0	0	0
2007 Q3	Africa	Uganda	27	34	8	22	4
2007 Q3	Europe	Ukraine	2	6	2	3	1
2007 Q3	Middle East	United Arab Emirates	0	1	0	1	0
2007 Q3	Americas	United States	4	5	0	4	1
2007 Q3	Americas	Uruguay	0	0	0	0	0
2007 Q3	Europe	Uzbekistan	5	5	0	4	1
2007 Q3	Oceania	Vanuatu	0	0	0	0	0
2007 Q3	Europe	Vatican City	0	0	0	0	0
2007 Q3	Americas	Venezuela	1	1	0	1	0
2007 Q3	Asia	Vietnam	7	5	0	5	0
2007 Q3	Americas	Virgin Islands (British)	0	0	0	0	0
2007 Q3	Americas	Virgin Islands (US)	0	0	0	0	0
2007 Q3	Oceania	Wallis and Futuna	0	0	0	0	0
2007 Q3	Africa	Western Sahara	1	0	0	0	0
2007 Q3	Middle East	Yemen	13	8	2	6	0
2007 Q3	Africa	Zambia	2	4	1	3	0
2007 Q3	Africa	Zimbabwe	310	344	87	243	14
2007 Q4	Total	*Total	2,248	2,487	588	1,797	102
2007 Q4	Africa	*Total	877	989	289	653	47
2007 Q4	Americas	*Total Americas	39	40	3	37	0
2007 Q4	Asia	*Total Asia	686	713	130	552	31
2007 Q4	Europe	*Total Europe	117	185	60	118	7
2007 Q4	Middle East	*Total Middle East	518	541	95	430	16
2007 Q4	Oceania	*Total Oceania	0	0	0	0	0



<i>Quarter</i>	<i>Geographical region</i>	<i>Country of nationality</i>	<i>Appeals received</i>	<i>Total appeals determined</i>	<i>Appeals allowed</i>	<i>Appeals dismissed</i>	<i>Appeals withdrawn</i>
2007 Q4	Other	*Total					
		Other	11	19	11	7	1
2007 Q4	Asia	Afghanistan	198	219	33	171	15
2007 Q4	Europe	Albania	13	18	6	10	2
2007 Q4	Africa	Algeria	24	28	2	24	2
2007 Q4	Oceania	American Samoa	0	0	0	0	0
2007 Q4	Europe	Andorra	0	0	0	0	0
2007 Q4	Africa	Angola	10	18	5	13	0
2007 Q4	Americas	Anguilla (British)	0	0	0	0	0
2007 Q4	Americas	Antigua and Barbuda	0	0	0	0	0
2007 Q4	Americas	Argentina	0	0	0	0	0
2007 Q4	Europe	Armenia	1	2	0	2	0
2007 Q4	Americas	Aruba	0	0	0	0	0
2007 Q4	Oceania	Australia	0	0	0	0	0
2007 Q4	Europe	Austria	0	0	0	0	0
2007 Q4	Europe	Azerbaijan	4	6	2	4	0
2007 Q4	Americas	Bahamas, The	0	0	0	0	0
2007 Q4	Middle East	Bahrain	1	0	0	0	0
2007 Q4	Asia	Bangladesh	58	37	1	35	1
2007 Q4	Americas	Barbados	0	0	0	0	0
2007 Q4	Europe	Belarus	6	7	3	3	1
2007 Q4	Europe	Belgium	0	0	0	0	0
2007 Q4	Americas	Belize	1	0	0	0	0
2007 Q4	Africa	Benin	2	0	0	0	0
2007 Q4	Americas	Bermuda (British)	0	0	0	0	0
2007 Q4	Asia	Bhutan	4	4	1	3	0
2007 Q4	Americas	Bolivia	3	4	1	3	0
2007 Q4	Americas	Bonaire, Sint Eustatius and Saba	:	:	:	:	:
2007 Q4	Europe	Bosnia and Herzegovina	1	0	0	0	0
2007 Q4	Africa	Botswana	1	1	0	1	0
2007 Q4	Americas	Brazil	1	1	0	1	0
2007 Q4	Other	British overseas citizens	0	0	0	0	0
2007 Q4	Asia	Brunei	0	0	0	0	0
2007 Q4	Europe	Bulgaria	0	0	0	0	0
2007 Q4	Africa	Burkina Faso	0	0	0	0	0
2007 Q4	Asia	Burma	11	13	9	3	1
2007 Q4	Africa	Burundi	3	5	3	1	1
2007 Q4	Asia	Cambodia	0	0	0	0	0
2007 Q4	Africa	Cameroon	20	31	9	19	3
2007 Q4	Americas	Canada	0	0	0	0	0
2007 Q4	Africa	Cape Verde	0	0	0	0	0
2007 Q4	Americas	Cayman Islands (British)	0	0	0	0	0
2007 Q4	Africa	Central African Republic	0	0	0	0	0
2007 Q4	Africa	Chad	1	0	0	0	0
2007 Q4	Americas	Chile	0	0	0	0	0
2007 Q4	Asia	China	62	84	12	71	1
2007 Q4	Oceania	Christmas Island	0	0	0	0	0

<i>Quarter</i>	<i>Geographical region</i>	<i>Country of nationality</i>	<i>Appeals received</i>	<i>Total appeals determined</i>	<i>Appeals allowed</i>	<i>Appeals dismissed</i>	<i>Appeals withdrawn</i>
2007 Q4	Oceania	Cocos (Keeling) Islands	0	0	0	0	0
2007 Q4	Americas	Colombia	4	6	1	5	0
2007 Q4	Africa	Comoros	0	0	0	0	0
2007 Q4	Africa	Congo	1	5	3	2	0
2007 Q4	Africa	Congo (Democratic Republic)	43	92	25	63	4
2007 Q4	Oceania	Cook Islands	0	0	0	0	0
2007 Q4	Americas	Costa Rica	1	0	0	0	0
2007 Q4	Europe	Croatia	1	3	0	3	0
2007 Q4	Americas	Cuba	1	3	0	3	0
2007 Q4	Americas	Curacao	:	:	:	:	:
2007 Q4	Europe	Cyprus	0	0	0	0	0
2007 Q4	Europe	Cyprus (Northern part of)	0	0	0	0	0
2007 Q4	Europe	Czech Republic	0	0	0	0	0
2007 Q4	Europe	Denmark	0	0	0	0	0
2007 Q4	Africa	Djibouti	1	0	0	0	0
2007 Q4	Americas	Dominica	2	0	0	0	0
2007 Q4	Americas	Dominican Republic	0	0	0	0	0
2007 Q4	Asia	East Timor	0	0	0	0	0
2007 Q4	Americas	Ecuador	0	2	0	2	0
2007 Q4	Africa	Egypt	8	10	2	8	0
2007 Q4	Americas	El Salvador	0	0	0	0	0
2007 Q4	Africa	Equatorial Guinea	0	0	0	0	0
2007 Q4	Africa	Eritrea	67	65	33	26	6
2007 Q4	Europe	Estonia	0	0	0	0	0
2007 Q4	Africa	Ethiopia	18	23	8	15	0
2007 Q4	Americas	Falkland Islands (British)	0	0	0	0	0
2007 Q4	Europe	Faroe Islands	0	0	0	0	0
2007 Q4	Oceania	Fiji	0	0	0	0	0
2007 Q4	Europe	Finland	0	0	0	0	0
2007 Q4	Europe	Former Yugoslavia	1	1	0	1	0
2007 Q4	Europe	France	0	0	0	0	0
2007 Q4	Americas	French Guiana	0	0	0	0	0
2007 Q4	Oceania	French Polynesia	0	0	0	0	0
2007 Q4	Africa	Gabon	0	0	0	0	0
2007 Q4	Africa	Gambia, The	15	16	0	16	0
2007 Q4	Europe	Georgia	3	10	2	8	0
2007 Q4	Europe	Germany	0	0	0	0	0
2007 Q4	Africa	Ghana	11	13	0	13	0
2007 Q4	Europe	Gibraltar (British)	0	0	0	0	0
2007 Q4	Europe	Greece	0	0	0	0	0
2007 Q4	Europe	Greenland	0	0	0	0	0
2007 Q4	Americas	Grenada	2	1	0	1	0
2007 Q4	Americas	Guadeloupe	0	0	0	0	0
2007 Q4	Americas	Guam	0	0	0	0	0
2007 Q4	Americas	Guatemala	0	0	0	0	0
2007 Q4	Africa	Guinea	13	24	6	14	4

<i>Quarter</i>	<i>Geographical region</i>	<i>Country of nationality</i>	<i>Appeals received</i>	<i>Total appeals determined</i>	<i>Appeals allowed</i>	<i>Appeals dismissed</i>	<i>Appeals withdrawn</i>
2007 Q4	Africa	Guinea-Bissau	2	2	1	1	0
2007 Q4	Americas	Guyana	0	2	0	2	0
2007 Q4	Americas	Haiti	0	0	0	0	0
2007 Q4	Oceania	Heard Island and McDonald Islands	0	0	0	0	0
2007 Q4	Americas	Honduras	0	0	0	0	0
2007 Q4	Asia	Hong Kong	0	0	0	0	0
2007 Q4	Europe	Hungary	0	0	0	0	0
2007 Q4	Europe	Iceland	0	0	0	0	0
2007 Q4	Asia	India	17	16	0	14	2
2007 Q4	Asia	Indonesia	0	0	0	0	0
2007 Q4	Middle East	Iran	237	249	57	187	5
2007 Q4	Middle East	Iraq	205	207	28	171	8
2007 Q4	Europe	Ireland	0	0	0	0	0
2007 Q4	Middle East	Israel	3	5	1	4	0
2007 Q4	Europe	Italy	0	0	0	0	0
2007 Q4	Africa	Ivory Coast	12	26	10	16	0
2007 Q4	Americas	Jamaica	20	17	1	16	0
2007 Q4	Asia	Japan	0	0	0	0	0
2007 Q4	Middle East	Jordan	2	2	1	1	0
2007 Q4	Europe	Kazakhstan	0	1	1	0	0
2007 Q4	Africa	Kenya	30	26	2	24	0
2007 Q4	Oceania	Kiribati	0	0	0	0	0
2007 Q4	Asia	Korea (North)	8	4	1	3	0
2007 Q4	Asia	Korea (South)	0	0	0	0	0
2007 Q4	Europe	Kosovo	18	16	7	9	0
2007 Q4	Middle East	Kuwait	11	6	0	6	0
2007 Q4	Europe	Kyrgyzstan	0	1	0	1	0
2007 Q4	Asia	Laos	0	0	0	0	0
2007 Q4	Europe	Latvia	0	0	0	0	0
2007 Q4	Middle East	Lebanon	4	6	0	6	0
2007 Q4	Africa	Lesotho	1	0	0	0	0
2007 Q4	Africa	Liberia	6	7	0	6	1
2007 Q4	Africa	Libya	8	10	1	9	0
2007 Q4	Europe	Liechtenstein	0	0	0	0	0
2007 Q4	Europe	Lithuania	1	0	0	0	0
2007 Q4	Europe	Luxembourg	0	0	0	0	0
2007 Q4	Asia	Macau	0	0	0	0	0
2007 Q4	Europe	Macedonia	1	1	0	1	0
2007 Q4	Africa	Madagascar	0	0	0	0	0
2007 Q4	Africa	Malawi	9	7	0	7	0
2007 Q4	Asia	Malaysia	3	3	0	3	0
2007 Q4	Asia	Maldives	0	0	0	0	0
2007 Q4	Africa	Mali	0	0	0	0	0
2007 Q4	Europe	Malta	0	0	0	0	0
2007 Q4	Oceania	Marshall Islands	0	0	0	0	0
2007 Q4	Americas	Martinique	0	0	0	0	0
2007 Q4	Africa	Mauritania	0	0	0	0	0
2007 Q4	Africa	Mauritius	0	1	0	1	0
2007 Q4	Africa	Mayotte	0	0	0	0	0
2007 Q4	Americas	Mexico	1	0	0	0	0
2007 Q4	Oceania	Micronesia	0	0	0	0	0
2007 Q4	Europe	Moldova	1	4	2	2	0
2007 Q4	Europe	Monaco	0	0	0	0	0
2007 Q4	Asia	Mongolia	3	1	1	0	0
2007 Q4	Europe	Montenegro	0	0	0	0	0
2007 Q4	Americas	Montserrat (British)	0	0	0	0	0

<i>Quarter</i>	<i>Geographical region</i>	<i>Country of nationality</i>	<i>Appeals received</i>	<i>Total appeals determined</i>	<i>Appeals allowed</i>	<i>Appeals dismissed</i>	<i>Appeals withdrawn</i>
2007 Q4	Africa	Morocco	2	4	0	4	0
2007 Q4	Africa	Mozambique	0	0	0	0	0
2007 Q4	Africa	Namibia	1	3	0	3	0
2007 Q4	Oceania	Nauru	0	0	0	0	0
2007 Q4	Asia	Nepal	5	6	1	5	0
2007 Q4	Europe	Netherlands	0	0	0	0	0
2007 Q4	Americas	Netherlands Antilles	0	0	0	0	0
2007 Q4	Oceania	New Caledonia	0	0	0	0	0
2007 Q4	Oceania	New Zealand	0	0	0	0	0
2007 Q4	Americas	Nicaragua	0	0	0	0	0
2007 Q4	Africa	Niger	0	1	0	0	1
2007 Q4	Africa	Nigeria	61	83	11	68	4
2007 Q4	Oceania	Niue	0	0	0	0	0
2007 Q4	Oceania	Norfolk Island	0	0	0	0	0
2007 Q4	Oceania	Northern Mariana Islands	0	0	0	0	0
2007 Q4	Europe	Norway	0	0	0	0	0
2007 Q4	Middle East	Occupied Palestinian Territories	30	32	3	27	2
2007 Q4	Middle East	Oman	0	0	0	0	0
2007 Q4	Other	Other and unknown	2	2	0	1	1
2007 Q4	Asia	Pakistan	167	153	16	131	6
2007 Q4	Oceania	Palau	0	0	0	0	0
2007 Q4	Americas	Panama	0	0	0	0	0
2007 Q4	Oceania	Papua New Guinea	0	0	0	0	0
2007 Q4	Americas	Paraguay	0	0	0	0	0
2007 Q4	Americas	Peru	0	0	0	0	0
2007 Q4	Asia	Philippines	4	3	0	2	1
2007 Q4	Oceania	Pitcairn Islands (British)	0	0	0	0	0
2007 Q4	Europe	Poland	0	0	0	0	0
2007 Q4	Europe	Portugal	0	0	0	0	0
2007 Q4	Americas	Puerto Rico	0	0	0	0	0
2007 Q4	Middle East	Qatar	0	0	0	0	0
2007 Q4	Africa	Reunion	0	0	0	0	0
2007 Q4	Europe	Romania	0	0	0	0	0
2007 Q4	Europe	Russia	12	22	9	13	0
2007 Q4	Africa	Rwanda	7	9	3	5	1
2007 Q4	Oceania	Samoa	0	0	0	0	0
2007 Q4	Europe	San Marino	0	0	0	0	0
2007 Q4	Africa	Sao Tome and Principe	0	0	0	0	0
2007 Q4	Middle East	Saudi Arabia	0	0	0	0	0
2007 Q4	Africa	Senegal	6	4	0	4	0
2007 Q4	Europe	Serbia	5	6	3	3	0
2007 Q4	Europe	Serbia and Montenegro	:	:	:	:	:
2007 Q4	Africa	Seychelles	0	0	0	0	0
2007 Q4	Africa	Sierra Leone	14	17	7	10	0
2007 Q4	Asia	Singapore	0	0	0	0	0
2007 Q4	Europe	Slovakia	0	0	0	0	0
2007 Q4	Europe	Slovenia	0	0	0	0	0

<i>Quarter</i>	<i>Geographical region</i>	<i>Country of nationality</i>	<i>Appeals received</i>	<i>Total appeals determined</i>	<i>Appeals allowed</i>	<i>Appeals dismissed</i>	<i>Appeals withdrawn</i>
2007 Q4	Oceania	Solomon Islands	0	0	0	0	0
2007 Q4	Africa	Somalia	138	136	74	54	8
2007 Q4	Africa	South Africa	10	13	1	11	1
2007 Q4	Americas	South Georgia and South Sandwich Islands	0	0	0	0	0
2007 Q4	Europe	Spain	0	0	0	0	0
2007 Q4	Asia	Sri Lanka	143	165	55	106	4
2007 Q4	Africa	St. Helena (British)	0	0	0	0	0
2007 Q4	Americas	St. Kitts and Nevis	1	0	0	0	0
2007 Q4	Americas	St. Lucia	1	1	0	1	0
2007 Q4	Americas	St. Maarten (Dutch Part)	:	:	:	:	:
2007 Q4	Americas	St. Martin (French Part)	:	:	:	:	:
2007 Q4	Americas	St. Pierre and Miquelon	0	0	0	0	0
2007 Q4	Americas	St. Vincent and the Grenadines	0	2	0	2	0
2007 Q4	Other	Stateless	9	17	11	6	0
2007 Q4	Africa	Sudan	37	45	21	23	1
2007 Q4	Americas	Surinam	0	0	0	0	0
2007 Q4	Europe	Svalbard and Jan Mayen	0	0	0	0	0
2007 Q4	Africa	Swaziland	1	1	0	1	0
2007 Q4	Europe	Sweden	0	0	0	0	0
2007 Q4	Europe	Switzerland	0	0	0	0	0
2007 Q4	Middle East	Syria	21	22	2	19	1
2007 Q4	Asia	Taiwan	0	0	0	0	0
2007 Q4	Europe	Tajikistan	0	0	0	0	0
2007 Q4	Africa	Tanzania	7	4	0	3	1
2007 Q4	Asia	Thailand	1	0	0	0	0
2007 Q4	Africa	Togo	2	3	0	3	0
2007 Q4	Oceania	Tokelau	0	0	0	0	0
2007 Q4	Oceania	Tonga	0	0	0	0	0
2007 Q4	Americas	Trinidad and Tobago	0	0	0	0	0
2007 Q4	Africa	Tunisia	2	2	0	2	0
2007 Q4	Europe	Turkey	36	78	23	51	4
2007 Q4	Europe	Turkmenistan	1	1	1	0	0
2007 Q4	Americas	Turks and Caicos Islands (British)	0	0	0	0	0
2007 Q4	Oceania	Tuvalu	0	0	0	0	0
2007 Q4	Africa	Uganda	35	28	2	23	3
2007 Q4	Europe	Ukraine	5	3	0	3	0
2007 Q4	Middle East	United Arab Emirates	0	0	0	0	0
2007 Q4	Americas	United States	1	1	0	1	0
2007 Q4	Americas	Uruguay	0	0	0	0	0

<i>Quarter</i>	<i>Geographical region</i>	<i>Country of nationality</i>	<i>Appeals received</i>	<i>Total appeals determined</i>	<i>Appeals allowed</i>	<i>Appeals dismissed</i>	<i>Appeals withdrawn</i>
2007 Q4	Europe	Uzbekistan	7	5	1	4	0
2007 Q4	Oceania	Vanuatu	0	0	0	0	0
2007 Q4	Europe	Vatican City	0	0	0	0	0
2007 Q4	Americas	Venezuela	0	0	0	0	0
2007 Q4	Asia	Vietnam	2	5	0	5	0
2007 Q4	Americas	Virgin Islands (British)	0	0	0	0	0
2007 Q4	Americas	Virgin Islands (US)	0	0	0	0	0
2007 Q4	Oceania	Wallis and Futuna	0	0	0	0	0
2007 Q4	Africa	Western Sahara	1	0	0	0	0
2007 Q4	Middle East	Yemen	4	12	3	9	0
2007 Q4	Africa	Zambia	0	1	1	0	0
2007 Q4	Africa	Zimbabwe	247	225	59	160	6
2008 Q1	Total	*Total	1,876	2,044	411	1,527	106
2008 Q1	Africa	*Total	706	784	193	546	45
2008 Q1	Americas	*Total	23	29	6	22	1
2008 Q1	Asia	*Total Asia	576	637	97	508	32
2008 Q1	Europe	*Total	68	79	24	49	6
2008 Q1	Middle East	*Total	490	507	87	400	20
2008 Q1	Oceania	*Total	0	0	0	0	0
2008 Q1	Other	*Total	13	8	4	2	2
2008 Q1	Asia	Afghanistan	156	168	19	140	9
2008 Q1	Europe	Albania	7	9	2	6	1
2008 Q1	Africa	Algeria	19	24	0	23	1
2008 Q1	Oceania	American Samoa	0	0	0	0	0
2008 Q1	Europe	Andorra	0	0	0	0	0
2008 Q1	Africa	Angola	11	9	1	5	3
2008 Q1	Americas	Anguilla (British)	0	0	0	0	0
2008 Q1	Americas	Antigua and Barbuda	0	0	0	0	0
2008 Q1	Americas	Argentina	0	0	0	0	0
2008 Q1	Europe	Armenia	2	1	1	0	0
2008 Q1	Americas	Aruba	0	0	0	0	0
2008 Q1	Oceania	Australia	0	0	0	0	0
2008 Q1	Europe	Austria	0	0	0	0	0
2008 Q1	Europe	Azerbaijan	1	2	0	2	0
2008 Q1	Americas	Bahamas, The	0	0	0	0	0
2008 Q1	Middle East	Bahrain	0	2	1	1	0
2008 Q1	Asia	Bangladesh	40	54	4	47	3
2008 Q1	Americas	Barbados	0	0	0	0	0
2008 Q1	Europe	Belarus	5	3	1	2	0
2008 Q1	Europe	Belgium	0	0	0	0	0
2008 Q1	Americas	Belize	0	1	1	0	0
2008 Q1	Africa	Benin	0	2	0	1	1
2008 Q1	Americas	Bermuda (British)	0	0	0	0	0
2008 Q1	Asia	Bhutan	1	1	0	1	0
2008 Q1	Americas	Bolivia	2	0	0	0	0

<i>Quarter</i>	<i>Geographical region</i>	<i>Country of nationality</i>	<i>Appeals received</i>	<i>Total appeals determined</i>	<i>Appeals allowed</i>	<i>Appeals dismissed</i>	<i>Appeals withdrawn</i>
2008 Q1	Americas	Bonaire, Sint Eustatius and Saba	:	:	:	:	:
2008 Q1	Europe	Bosnia and Herzegovina	0	1	0	1	0
2008 Q1	Africa	Botswana	0	0	0	0	0
2008 Q1	Americas	Brazil	0	0	0	0	0
2008 Q1	Other	British overseas citizens	0	0	0	0	0
2008 Q1	Asia	Brunei	0	0	0	0	0
2008 Q1	Europe	Bulgaria	0	0	0	0	0
2008 Q1	Africa	Burkina Faso	0	1	0	1	0
2008 Q1	Asia	Burma	11	6	2	4	0
2008 Q1	Africa	Burundi	2	2	0	1	1
2008 Q1	Asia	Cambodia	0	0	0	0	0
2008 Q1	Africa	Cameroon	19	22	4	16	2
2008 Q1	Americas	Canada	0	0	0	0	0
2008 Q1	Africa	Cape Verde	0	0	0	0	0
2008 Q1	Americas	Cayman Islands (British)	0	0	0	0	0
2008 Q1	Africa	Central African Republic	1	1	0	1	0
2008 Q1	Africa	Chad	1	0	0	0	0
2008 Q1	Americas	Chile	0	0	0	0	0
2008 Q1	Asia	China	70	69	7	59	3
2008 Q1	Oceania	Christmas Island	0	0	0	0	0
2008 Q1	Oceania	Cocos (Keeling) Islands	0	0	0	0	0
2008 Q1	Americas	Colombia	2	1	0	1	0
2008 Q1	Africa	Comoros	0	0	0	0	0
2008 Q1	Africa	Congo	2	1	0	1	0
2008 Q1	Africa	Congo (Democratic Republic)	34	48	14	31	3
2008 Q1	Oceania	Cook Islands	0	0	0	0	0
2008 Q1	Americas	Costa Rica	0	0	0	0	0
2008 Q1	Europe	Croatia	1	1	0	1	0
2008 Q1	Americas	Cuba	1	1	0	1	0
2008 Q1	Americas	Curacao	:	:	:	:	:
2008 Q1	Europe	Cyprus	0	0	0	0	0
2008 Q1	Europe	Cyprus (Northern part of)	0	0	0	0	0
2008 Q1	Europe	Czech Republic	0	0	0	0	0
2008 Q1	Europe	Denmark	0	0	0	0	0
2008 Q1	Africa	Djibouti	0	1	0	0	1
2008 Q1	Americas	Dominica	0	0	0	0	0
2008 Q1	Americas	Dominican Republic	0	0	0	0	0
2008 Q1	Asia	East Timor	0	0	0	0	0
2008 Q1	Americas	Ecuador	1	1	0	1	0
2008 Q1	Africa	Egypt	7	6	0	6	0
2008 Q1	Americas	El Salvador	0	0	0	0	0
2008 Q1	Africa	Equatorial Guinea	0	0	0	0	0
2008 Q1	Africa	Eritrea	61	65	33	28	4

<i>Quarter</i>	<i>Geographical region</i>	<i>Country of nationality</i>	<i>Appeals received</i>	<i>Total appeals determined</i>	<i>Appeals allowed</i>	<i>Appeals dismissed</i>	<i>Appeals withdrawn</i>
2008 Q1	Europe	Estonia	0	0	0	0	0
2008 Q1	Africa	Ethiopia	10	14	3	10	1
2008 Q1	Americas	Falkland Islands (British)	0	0	0	0	0
2008 Q1	Europe	Faroe Islands	0	0	0	0	0
2008 Q1	Oceania	Fiji	0	0	0	0	0
2008 Q1	Europe	Finland	0	0	0	0	0
2008 Q1	Europe	Former Yugoslavia	0	1	0	1	0
2008 Q1	Europe	France	0	0	0	0	0
2008 Q1	Americas	French Guiana	0	0	0	0	0
2008 Q1	Oceania	French Polynesia	0	0	0	0	0
2008 Q1	Africa	Gabon	0	0	0	0	0
2008 Q1	Africa	Gambia, The	6	8	1	6	1
2008 Q1	Europe	Georgia	6	4	0	4	0
2008 Q1	Europe	Germany	0	0	0	0	0
2008 Q1	Africa	Ghana	7	3	0	3	0
2008 Q1	Europe	Gibraltar (British)	0	0	0	0	0
2008 Q1	Europe	Greece	0	0	0	0	0
2008 Q1	Europe	Greenland	0	0	0	0	0
2008 Q1	Americas	Grenada	0	1	0	1	0
2008 Q1	Americas	Guadeloupe	0	0	0	0	0
2008 Q1	Americas	Guam	0	0	0	0	0
2008 Q1	Americas	Guatemala	0	0	0	0	0
2008 Q1	Africa	Guinea	8	9	3	5	1
2008 Q1	Africa	Guinea-Bissau	0	0	0	0	0
2008 Q1	Americas	Guyana	2	3	0	3	0
2008 Q1	Americas	Haiti	0	0	0	0	0
2008 Q1	Oceania	Heard Island and McDonald Islands	0	0	0	0	0
2008 Q1	Americas	Honduras	0	0	0	0	0
2008 Q1	Asia	Hong Kong	0	0	0	0	0
2008 Q1	Europe	Hungary	0	0	0	0	0
2008 Q1	Europe	Iceland	0	0	0	0	0
2008 Q1	Asia	India	6	12	1	11	0
2008 Q1	Asia	Indonesia	0	0	0	0	0
2008 Q1	Middle East	Iran	222	230	43	179	8
2008 Q1	Middle East	Iraq	199	204	26	169	9
2008 Q1	Europe	Ireland	0	0	0	0	0
2008 Q1	Middle East	Israel	2	3	1	1	1
2008 Q1	Europe	Italy	0	0	0	0	0
2008 Q1	Africa	Ivory Coast	11	14	2	12	0
2008 Q1	Americas	Jamaica	10	14	5	9	0
2008 Q1	Asia	Japan	0	0	0	0	0
2008 Q1	Middle East	Jordan	5	2	1	1	0
2008 Q1	Europe	Kazakhstan	1	1	0	1	0
2008 Q1	Africa	Kenya	19	24	3	18	3
2008 Q1	Oceania	Kiribati	0	0	0	0	0
2008 Q1	Asia	Korea (North)	12	9	3	3	3
2008 Q1	Asia	Korea (South)	0	0	0	0	0
2008 Q1	Europe	Kosovo	3	7	4	2	1
2008 Q1	Middle East	Kuwait	11	10	2	8	0
2008 Q1	Europe	Kyrgyzstan	1	1	0	1	0



<i>Quarter</i>	<i>Geographical region</i>	<i>Country of nationality</i>	<i>Appeals received</i>	<i>Total appeals determined</i>	<i>Appeals allowed</i>	<i>Appeals dismissed</i>	<i>Appeals withdrawn</i>
2008 Q1	Asia	Laos	0	0	0	0	0
2008 Q1	Europe	Latvia	0	0	0	0	0
2008 Q1	Middle East	Lebanon	11	11	2	9	0
2008 Q1	Africa	Lesotho	0	1	0	1	0
2008 Q1	Africa	Liberia	0	4	2	2	0
2008 Q1	Africa	Libya	2	3	0	2	1
2008 Q1	Europe	Liechtenstein	0	0	0	0	0
2008 Q1	Europe	Lithuania	0	1	0	1	0
2008 Q1	Europe	Luxembourg	0	0	0	0	0
2008 Q1	Asia	Macau	0	0	0	0	0
2008 Q1	Europe	Macedonia	0	0	0	0	0
2008 Q1	Africa	Madagascar	0	0	0	0	0
2008 Q1	Africa	Malawi	11	8	1	7	0
2008 Q1	Asia	Malaysia	1	1	0	1	0
2008 Q1	Asia	Maldives	0	0	0	0	0
2008 Q1	Africa	Mali	0	0	0	0	0
2008 Q1	Europe	Malta	0	0	0	0	0
2008 Q1	Oceania	Marshall Islands	0	0	0	0	0
2008 Q1	Americas	Martinique	0	0	0	0	0
2008 Q1	Africa	Mauritania	0	0	0	0	0
2008 Q1	Africa	Mauritius	1	1	0	1	0
2008 Q1	Africa	Mayotte	0	0	0	0	0
2008 Q1	Americas	Mexico	0	1	0	1	0
2008 Q1	Oceania	Micronesia	0	0	0	0	0
2008 Q1	Europe	Moldova	0	0	0	0	0
2008 Q1	Europe	Monaco	0	0	0	0	0
2008 Q1	Asia	Mongolia	0	3	0	3	0
2008 Q1	Europe	Montenegro	0	0	0	0	0
2008 Q1	Americas	Montserrat (British)	0	0	0	0	0
2008 Q1	Africa	Morocco	2	2	0	2	0
2008 Q1	Africa	Mozambique	0	0	0	0	0
2008 Q1	Africa	Namibia	0	0	0	0	0
2008 Q1	Oceania	Nauru	0	0	0	0	0
2008 Q1	Asia	Nepal	2	0	0	0	0
2008 Q1	Europe	Netherlands	0	0	0	0	0
2008 Q1	Americas	Netherlands Antilles	0	0	0	0	0
2008 Q1	Oceania	New Caledonia	0	0	0	0	0
2008 Q1	Oceania	New Zealand	0	0	0	0	0
2008 Q1	Americas	Nicaragua	1	1	0	1	0
2008 Q1	Africa	Niger	0	0	0	0	0
2008 Q1	Africa	Nigeria	62	46	9	35	2
2008 Q1	Oceania	Niue	0	0	0	0	0
2008 Q1	Oceania	Norfolk Island	0	0	0	0	0
2008 Q1	Oceania	Northern Mariana Islands	0	0	0	0	0
2008 Q1	Europe	Norway	0	0	0	0	0
2008 Q1	Middle East	Occupied Palestinian Territories	19	20	1	18	1
2008 Q1	Middle East	Oman	1	1	1	0	0
2008 Q1	Other	Other and unknown	1	1	0	1	0
2008 Q1	Asia	Pakistan	131	161	18	133	10
2008 Q1	Oceania	Palau	0	0	0	0	0
2008 Q1	Americas	Panama	0	0	0	0	0
2008 Q1	Oceania	Papua New Guinea	0	0	0	0	0

<i>Quarter</i>	<i>Geographical region</i>	<i>Country of nationality</i>	<i>Appeals received</i>	<i>Total appeals determined</i>	<i>Appeals allowed</i>	<i>Appeals dismissed</i>	<i>Appeals withdrawn</i>
2008 Q1	Americas	Paraguay	0	0	0	0	0
2008 Q1	Americas	Peru	1	1	0	1	0
2008 Q1	Asia	Philippines	0	1	0	1	0
2008 Q1	Oceania	Pitcairn Islands (British)	0	0	0	0	0
2008 Q1	Europe	Poland	0	0	0	0	0
2008 Q1	Europe	Portugal	0	1	0	0	1
2008 Q1	Americas	Puerto Rico	0	0	0	0	0
2008 Q1	Middle East	Qatar	0	0	0	0	0
2008 Q1	Africa	Reunion	0	0	0	0	0
2008 Q1	Europe	Romania	0	0	0	0	0
2008 Q1	Europe	Russia	7	7	0	5	2
2008 Q1	Africa	Rwanda	6	6	1	5	0
2008 Q1	Oceania	Samoa	0	0	0	0	0
2008 Q1	Europe	San Marino	0	0	0	0	0
2008 Q1	Africa	Sao Tome and Principe	0	0	0	0	0
2008 Q1	Middle East	Saudi Arabia	0	0	0	0	0
2008 Q1	Africa	Senegal	1	3	1	2	0
2008 Q1	Europe	Serbia	0	1	0	1	0
2008 Q1	Europe	Serbia and Montenegro	:	:	:	:	:
2008 Q1	Africa	Seychelles	0	0	0	0	0
2008 Q1	Africa	Sierra Leone	10	12	1	11	0
2008 Q1	Asia	Singapore	0	0	0	0	0
2008 Q1	Europe	Slovakia	0	0	0	0	0
2008 Q1	Europe	Slovenia	0	0	0	0	0
2008 Q1	Oceania	Solomon Islands	0	0	0	0	0
2008 Q1	Africa	Somalia	116	125	54	63	8
2008 Q1	Africa	South Africa	5	8	0	7	1
2008 Q1	Americas	South Georgia and South Sandwich Islands	0	0	0	0	0
2008 Q1	Europe	Spain	0	0	0	0	0
2008 Q1	Asia	Sri Lanka	139	145	42	99	4
2008 Q1	Africa	St. Helena (British)	0	0	0	0	0
2008 Q1	Americas	St. Kitts and Nevis	0	1	0	0	1
2008 Q1	Americas	St. Lucia	1	1	0	1	0
2008 Q1	Americas	St. Maarten (Dutch Part)	:	:	:	:	:
2008 Q1	Americas	St. Martin (French Part)	:	:	:	:	:
2008 Q1	Americas	St. Pierre and Miquelon	0	0	0	0	0
2008 Q1	Americas	St. Vincent and the Grenadines	1	1	0	1	0
2008 Q1	Other	Stateless	12	7	4	1	2
2008 Q1	Africa	Sudan	24	36	14	22	0
2008 Q1	Americas	Surinam	0	0	0	0	0

<i>Quarter</i>	<i>Geographical region</i>	<i>Country of nationality</i>	<i>Appeals received</i>	<i>Total appeals determined</i>	<i>Appeals allowed</i>	<i>Appeals dismissed</i>	<i>Appeals withdrawn</i>
2008 Q1	Europe	Svalbard and Jan Mayen	0	0	0	0	0
2008 Q1	Africa	Swaziland	1	0	0	0	0
2008 Q1	Europe	Sweden	0	0	0	0	0
2008 Q1	Europe	Switzerland	0	0	0	0	0
2008 Q1	Middle East	Syria	13	21	9	11	1
2008 Q1	Asia	Taiwan	0	0	0	0	0
2008 Q1	Europe	Tajikistan	0	0	0	0	0
2008 Q1	Africa	Tanzania	2	4	0	4	0
2008 Q1	Asia	Thailand	0	2	1	1	0
2008 Q1	Africa	Togo	5	4	0	4	0
2008 Q1	Oceania	Tokelau	0	0	0	0	0
2008 Q1	Oceania	Tonga	0	0	0	0	0
2008 Q1	Americas	Trinidad and Tobago	0	0	0	0	0
2008 Q1	Africa	Tunisia	0	0	0	0	0
2008 Q1	Europe	Turkey	33	34	15	18	1
2008 Q1	Europe	Turkmenistan	0	0	0	0	0
2008 Q1	Americas	Turks and Caicos Islands (British)	0	0	0	0	0
2008 Q1	Oceania	Tuvalu	0	0	0	0	0
2008 Q1	Africa	Uganda	16	27	5	19	3
2008 Q1	Europe	Ukraine	0	1	1	0	0
2008 Q1	Middle East	United Arab Emirates	0	0	0	0	0
2008 Q1	Americas	United States	1	1	0	1	0
2008 Q1	Americas	Uruguay	0	0	0	0	0
2008 Q1	Europe	Uzbekistan	1	3	0	3	0
2008 Q1	Oceania	Vanuatu	0	0	0	0	0
2008 Q1	Europe	Vatican City	0	0	0	0	0
2008 Q1	Americas	Venezuela	0	0	0	0	0
2008 Q1	Asia	Vietnam	7	5	0	5	0
2008 Q1	Americas	Virgin Islands (British)	0	0	0	0	0
2008 Q1	Americas	Virgin Islands (US)	0	0	0	0	0
2008 Q1	Oceania	Wallis and Futuna	0	0	0	0	0
2008 Q1	Africa	Western Sahara	0	2	0	2	0
2008 Q1	Middle East	Yemen	7	3	0	3	0
2008 Q1	Africa	Zambia	3	3	0	3	0
2008 Q1	Africa	Zimbabwe	221	235	41	186	8
2008 Q2	Total	*Total	2,278	1,910	364	1,466	80
2008 Q2	Africa	*Total	1,052	778	177	565	36
2008 Q2	Americas	*Total Americas	28	24	3	17	4
2008 Q2	Asia	*Total Asia	627	562	87	451	24
2008 Q2	Europe	*Total Europe	60	62	13	44	5
2008 Q2	Middle East	*Total Middle East	504	473	78	385	10
2008 Q2	Oceania	*Total Oceania	1	1	0	0	1

<i>Quarter</i>	<i>Geographical region</i>	<i>Country of nationality</i>	<i>Appeals received</i>	<i>Total appeals determined</i>	<i>Appeals allowed</i>	<i>Appeals dismissed</i>	<i>Appeals withdrawn</i>
2008 Q2	Other	*Total					
		Other	6	10	6	4	0
2008 Q2	Asia	Afghanistan	173	147	22	116	9
2008 Q2	Europe	Albania	9	11	4	5	2
2008 Q2	Africa	Algeria	17	16	3	12	1
2008 Q2	Oceania	American Samoa	0	0	0	0	0
2008 Q2	Europe	Andorra	0	0	0	0	0
2008 Q2	Africa	Angola	11	14	2	12	0
2008 Q2	Americas	Anguilla (British)	0	0	0	0	0
2008 Q2	Americas	Antigua and Barbuda	0	0	0	0	0
2008 Q2	Americas	Argentina	1	1	0	1	0
2008 Q2	Europe	Armenia	4	1	0	1	0
2008 Q2	Americas	Aruba	0	0	0	0	0
2008 Q2	Oceania	Australia	0	0	0	0	0
2008 Q2	Europe	Austria	0	0	0	0	0
2008 Q2	Europe	Azerbaijan	0	0	0	0	0
2008 Q2	Americas	Bahamas, The	0	0	0	0	0
2008 Q2	Middle East	Bahrain	0	0	0	0	0
2008 Q2	Asia	Bangladesh	44	46	6	35	5
2008 Q2	Americas	Barbados	0	0	0	0	0
2008 Q2	Europe	Belarus	1	2	0	2	0
2008 Q2	Europe	Belgium	0	0	0	0	0
2008 Q2	Americas	Belize	0	0	0	0	0
2008 Q2	Africa	Benin	0	0	0	0	0
2008 Q2	Americas	Bermuda (British)	0	0	0	0	0
2008 Q2	Asia	Bhutan	1	2	1	1	0
2008 Q2	Americas	Bolivia	0	2	0	1	1
2008 Q2	Americas	Bonaire, Sint Eustatius and Saba	:	:	:	:	:
2008 Q2	Europe	Bosnia and Herzegovina	1	0	0	0	0
2008 Q2	Africa	Botswana	1	1	0	1	0
2008 Q2	Americas	Brazil	0	0	0	0	0
2008 Q2	Other	British overseas citizens	0	1	0	1	0
2008 Q2	Asia	Brunei	0	0	0	0	0
2008 Q2	Europe	Bulgaria	0	0	0	0	0
2008 Q2	Africa	Burkina Faso	1	0	0	0	0
2008 Q2	Asia	Burma	7	14	11	3	0
2008 Q2	Africa	Burundi	0	1	1	0	0
2008 Q2	Asia	Cambodia	0	0	0	0	0
2008 Q2	Africa	Cameroon	24	21	5	13	3
2008 Q2	Americas	Canada	0	0	0	0	0
2008 Q2	Africa	Cape Verde	0	0	0	0	0
2008 Q2	Americas	Cayman Islands (British)	0	0	0	0	0
2008 Q2	Africa	Central African Republic	0	0	0	0	0
2008 Q2	Africa	Chad	0	1	1	0	0
2008 Q2	Americas	Chile	0	0	0	0	0
2008 Q2	Asia	China	82	71	2	68	1
2008 Q2	Oceania	Christmas Island	0	0	0	0	0

<i>Quarter</i>	<i>Geographical region</i>	<i>Country of nationality</i>	<i>Appeals received</i>	<i>Total appeals determined</i>	<i>Appeals allowed</i>	<i>Appeals dismissed</i>	<i>Appeals withdrawn</i>
2008 Q2	Oceania	Cocos (Keeling) Islands	0	0	0	0	0
2008 Q2	Americas	Colombia	3	2	1	1	0
2008 Q2	Africa	Comoros	0	0	0	0	0
2008 Q2	Africa	Congo	4	4	0	4	0
2008 Q2	Africa	Congo (Democratic Republic)	45	26	5	20	1
2008 Q2	Oceania	Cook Islands	0	0	0	0	0
2008 Q2	Americas	Costa Rica	0	0	0	0	0
2008 Q2	Europe	Croatia	0	0	0	0	0
2008 Q2	Americas	Cuba	0	0	0	0	0
2008 Q2	Americas	Curacao	:	:	:	:	:
2008 Q2	Europe	Cyprus	0	0	0	0	0
2008 Q2	Europe	Cyprus (Northern part of)	0	0	0	0	0
2008 Q2	Europe	Czech Republic	0	0	0	0	0
2008 Q2	Europe	Denmark	0	0	0	0	0
2008 Q2	Africa	Djibouti	0	0	0	0	0
2008 Q2	Americas	Dominica	0	1	1	0	0
2008 Q2	Americas	Dominican Republic	0	0	0	0	0
2008 Q2	Asia	East Timor	0	0	0	0	0
2008 Q2	Americas	Ecuador	0	0	0	0	0
2008 Q2	Africa	Egypt	8	5	0	5	0
2008 Q2	Americas	El Salvador	0	0	0	0	0
2008 Q2	Africa	Equatorial Guinea	0	0	0	0	0
2008 Q2	Africa	Eritrea	56	53	25	21	7
2008 Q2	Europe	Estonia	0	0	0	0	0
2008 Q2	Africa	Ethiopia	13	14	2	10	2
2008 Q2	Americas	Falkland Islands (British)	0	0	0	0	0
2008 Q2	Europe	Faroe Islands	0	0	0	0	0
2008 Q2	Oceania	Fiji	1	1	0	0	1
2008 Q2	Europe	Finland	0	0	0	0	0
2008 Q2	Europe	Former Yugoslavia	0	0	0	0	0
2008 Q2	Europe	France	0	0	0	0	0
2008 Q2	Americas	French Guiana	0	0	0	0	0
2008 Q2	Oceania	French Polynesia	0	0	0	0	0
2008 Q2	Africa	Gabon	0	0	0	0	0
2008 Q2	Africa	Gambia, The	11	12	3	9	0
2008 Q2	Europe	Georgia	1	2	0	2	0
2008 Q2	Europe	Germany	0	0	0	0	0
2008 Q2	Africa	Ghana	10	16	1	14	1
2008 Q2	Europe	Gibraltar (British)	0	0	0	0	0
2008 Q2	Europe	Greece	0	0	0	0	0
2008 Q2	Europe	Greenland	0	0	0	0	0
2008 Q2	Americas	Grenada	0	0	0	0	0
2008 Q2	Americas	Guadeloupe	0	0	0	0	0
2008 Q2	Americas	Guam	0	0	0	0	0
2008 Q2	Americas	Guatemala	0	0	0	0	0
2008 Q2	Africa	Guinea	10	8	1	7	0

<i>Quarter</i>	<i>Geographical region</i>	<i>Country of nationality</i>	<i>Appeals received</i>	<i>Total appeals determined</i>	<i>Appeals allowed</i>	<i>Appeals dismissed</i>	<i>Appeals withdrawn</i>
2008 Q2	Africa	Guinea-Bissau	2	0	0	0	0
2008 Q2	Americas	Guyana	1	1	0	1	0
2008 Q2	Americas	Haiti	0	0	0	0	0
2008 Q2	Oceania	Heard Island and McDonald Islands	0	0	0	0	0
2008 Q2	Americas	Honduras	1	1	0	1	0
2008 Q2	Asia	Hong Kong	0	0	0	0	0
2008 Q2	Europe	Hungary	0	0	0	0	0
2008 Q2	Europe	Iceland	0	0	0	0	0
2008 Q2	Asia	India	3	5	1	3	1
2008 Q2	Asia	Indonesia	0	0	0	0	0
2008 Q2	Middle East	Iran	245	202	38	162	2
2008 Q2	Middle East	Iraq	210	213	31	176	6
2008 Q2	Europe	Ireland	0	0	0	0	0
2008 Q2	Middle East	Israel	0	1	0	1	0
2008 Q2	Europe	Italy	0	0	0	0	0
2008 Q2	Africa	Ivory Coast	7	7	1	6	0
2008 Q2	Americas	Jamaica	18	12	0	10	2
2008 Q2	Asia	Japan	0	0	0	0	0
2008 Q2	Middle East	Jordan	2	4	1	3	0
2008 Q2	Europe	Kazakhstan	0	0	0	0	0
2008 Q2	Africa	Kenya	29	12	0	10	2
2008 Q2	Oceania	Kiribati	0	0	0	0	0
2008 Q2	Asia	Korea (North)	12	5	1	4	0
2008 Q2	Asia	Korea (South)	1	1	0	1	0
2008 Q2	Europe	Kosovo	4	5	1	3	1
2008 Q2	Middle East	Kuwait	12	8	2	6	0
2008 Q2	Europe	Kyrgyzstan	0	0	0	0	0
2008 Q2	Asia	Laos	0	0	0	0	0
2008 Q2	Europe	Latvia	0	0	0	0	0
2008 Q2	Middle East	Lebanon	9	8	1	7	0
2008 Q2	Africa	Lesotho	1	0	0	0	0
2008 Q2	Africa	Liberia	2	1	0	1	0
2008 Q2	Africa	Libya	5	5	2	3	0
2008 Q2	Europe	Liechtenstein	0	0	0	0	0
2008 Q2	Europe	Lithuania	0	0	0	0	0
2008 Q2	Europe	Luxembourg	0	0	0	0	0
2008 Q2	Asia	Macau	0	0	0	0	0
2008 Q2	Europe	Macedonia	1	1	0	1	0
2008 Q2	Africa	Madagascar	0	0	0	0	0
2008 Q2	Africa	Malawi	8	8	1	7	0
2008 Q2	Asia	Malaysia	3	2	0	2	0
2008 Q2	Asia	Maldives	0	0	0	0	0
2008 Q2	Africa	Mali	0	0	0	0	0
2008 Q2	Europe	Malta	0	0	0	0	0
2008 Q2	Oceania	Marshall Islands	0	0	0	0	0
2008 Q2	Americas	Martinique	0	0	0	0	0
2008 Q2	Africa	Mauritania	0	0	0	0	0
2008 Q2	Africa	Mauritius	2	1	0	0	1
2008 Q2	Africa	Mayotte	0	0	0	0	0
2008 Q2	Americas	Mexico	0	0	0	0	0
2008 Q2	Oceania	Micronesia	0	0	0	0	0
2008 Q2	Europe	Moldova	0	0	0	0	0
2008 Q2	Europe	Monaco	0	0	0	0	0
2008 Q2	Asia	Mongolia	0	0	0	0	0
2008 Q2	Europe	Montenegro	0	0	0	0	0
2008 Q2	Americas	Montserrat (British)	0	0	0	0	0

<i>Quarter</i>	<i>Geographical region</i>	<i>Country of nationality</i>	<i>Appeals received</i>	<i>Total appeals determined</i>	<i>Appeals allowed</i>	<i>Appeals dismissed</i>	<i>Appeals withdrawn</i>
2008 Q2	Africa	Morocco	3	3	0	3	0
2008 Q2	Africa	Mozambique	0	0	0	0	0
2008 Q2	Africa	Namibia	1	1	0	1	0
2008 Q2	Oceania	Nauru	0	0	0	0	0
2008 Q2	Asia	Nepal	2	1	0	1	0
2008 Q2	Europe	Netherlands	0	0	0	0	0
2008 Q2	Americas	Netherlands Antilles	0	0	0	0	0
2008 Q2	Oceania	New Caledonia	0	0	0	0	0
2008 Q2	Oceania	New Zealand	0	0	0	0	0
2008 Q2	Americas	Nicaragua	0	0	0	0	0
2008 Q2	Africa	Niger	0	0	0	0	0
2008 Q2	Africa	Nigeria	69	69	5	62	2
2008 Q2	Oceania	Niue	0	0	0	0	0
2008 Q2	Oceania	Norfolk Island	0	0	0	0	0
2008 Q2	Oceania	Northern Mariana Islands	0	0	0	0	0
2008 Q2	Europe	Norway	0	0	0	0	0
2008 Q2	Middle East	Occupied Palestinian Territories	12	20	1	17	2
2008 Q2	Middle East	Oman	0	0	0	0	0
2008 Q2	Other	Other and unknown	1	1	0	1	0
2008 Q2	Asia	Pakistan	142	129	6	117	6
2008 Q2	Oceania	Palau	0	0	0	0	0
2008 Q2	Americas	Panama	1	0	0	0	0
2008 Q2	Oceania	Papua New Guinea	0	0	0	0	0
2008 Q2	Americas	Paraguay	0	0	0	0	0
2008 Q2	Americas	Peru	0	0	0	0	0
2008 Q2	Asia	Philippines	0	0	0	0	0
2008 Q2	Oceania	Pitcairn Islands (British)	0	0	0	0	0
2008 Q2	Europe	Poland	0	0	0	0	0
2008 Q2	Europe	Portugal	0	0	0	0	0
2008 Q2	Americas	Puerto Rico	0	0	0	0	0
2008 Q2	Middle East	Qatar	0	0	0	0	0
2008 Q2	Africa	Reunion	0	0	0	0	0
2008 Q2	Europe	Romania	0	0	0	0	0
2008 Q2	Europe	Russia	4	4	1	3	0
2008 Q2	Africa	Rwanda	0	3	0	3	0
2008 Q2	Oceania	Samoa	0	0	0	0	0
2008 Q2	Europe	San Marino	0	0	0	0	0
2008 Q2	Africa	Sao Tome and Principe	0	0	0	0	0
2008 Q2	Middle East	Saudi Arabia	0	0	0	0	0
2008 Q2	Africa	Senegal	0	0	0	0	0
2008 Q2	Europe	Serbia	0	0	0	0	0
2008 Q2	Europe	Serbia and Montenegro	:	:	:	:	:
2008 Q2	Africa	Seychelles	0	0	0	0	0
2008 Q2	Africa	Sierra Leone	7	6	1	4	1
2008 Q2	Asia	Singapore	0	0	0	0	0
2008 Q2	Europe	Slovakia	0	0	0	0	0
2008 Q2	Europe	Slovenia	0	0	0	0	0

<i>Quarter</i>	<i>Geographical region</i>	<i>Country of nationality</i>	<i>Appeals received</i>	<i>Total appeals determined</i>	<i>Appeals allowed</i>	<i>Appeals dismissed</i>	<i>Appeals withdrawn</i>
2008 Q2	Oceania	Solomon Islands	0	0	0	0	0
2008 Q2	Africa	Somalia	102	78	40	34	4
2008 Q2	Africa	South Africa	2	2	1	1	0
2008 Q2	Americas	South Georgia and South Sandwich Islands	0	0	0	0	0
2008 Q2	Europe	Spain	0	0	0	0	0
2008 Q2	Asia	Sri Lanka	153	133	37	94	2
2008 Q2	Africa	St. Helena (British)	0	0	0	0	0
2008 Q2	Americas	St. Kitts and Nevis	0	0	0	0	0
2008 Q2	Americas	St. Lucia	1	1	0	1	0
2008 Q2	Americas	St. Maarten (Dutch Part)	:	:	:	:	:
2008 Q2	Americas	St. Martin (French Part)	:	:	:	:	:
2008 Q2	Americas	St. Pierre and Miquelon	0	0	0	0	0
2008 Q2	Americas	St. Vincent and the Grenadines	0	0	0	0	0
2008 Q2	Other	Stateless	5	8	6	2	0
2008 Q2	Africa	Sudan	20	28	9	18	1
2008 Q2	Americas	Surinam	0	0	0	0	0
2008 Q2	Europe	Svalbard and Jan Mayen	0	0	0	0	0
2008 Q2	Africa	Swaziland	1	2	0	2	0
2008 Q2	Europe	Sweden	0	0	0	0	0
2008 Q2	Europe	Switzerland	0	0	0	0	0
2008 Q2	Middle East	Syria	12	13	4	9	0
2008 Q2	Asia	Taiwan	0	0	0	0	0
2008 Q2	Europe	Tajikistan	0	0	0	0	0
2008 Q2	Africa	Tanzania	11	3	0	3	0
2008 Q2	Asia	Thailand	1	1	0	1	0
2008 Q2	Africa	Togo	4	4	1	3	0
2008 Q2	Oceania	Tokelau	0	0	0	0	0
2008 Q2	Oceania	Tonga	0	0	0	0	0
2008 Q2	Americas	Trinidad and Tobago	1	2	1	1	0
2008 Q2	Africa	Tunisia	6	3	1	2	0
2008 Q2	Europe	Turkey	30	28	6	21	1
2008 Q2	Europe	Turkmenistan	1	0	0	0	0
2008 Q2	Americas	Turks and Caicos Islands (British)	0	0	0	0	0
2008 Q2	Oceania	Tuvalu	0	0	0	0	0
2008 Q2	Africa	Uganda	18	20	1	19	0
2008 Q2	Europe	Ukraine	2	4	1	2	1
2008 Q2	Middle East	United Arab Emirates	0	0	0	0	0
2008 Q2	Americas	United States	1	1	0	0	1
2008 Q2	Americas	Uruguay	0	0	0	0	0



<i>Quarter</i>	<i>Geographical region</i>	<i>Country of nationality</i>	<i>Appeals received</i>	<i>Total appeals determined</i>	<i>Appeals allowed</i>	<i>Appeals dismissed</i>	<i>Appeals withdrawn</i>
2008 Q2	Europe	Uzbekistan	2	4	0	4	0
2008 Q2	Oceania	Vanuatu	0	0	0	0	0
2008 Q2	Europe	Vatican City	0	0	0	0	0
2008 Q2	Americas	Venezuela	0	0	0	0	0
2008 Q2	Asia	Vietnam	3	5	0	5	0
2008 Q2	Americas	Virgin Islands (British)	0	0	0	0	0
2008 Q2	Americas	Virgin Islands (US)	0	0	0	0	0
2008 Q2	Oceania	Wallis and Futuna	0	0	0	0	0
2008 Q2	Africa	Western Sahara	1	0	0	0	0
2008 Q2	Middle East	Yemen	2	4	0	4	0
2008 Q2	Africa	Zambia	0	0	0	0	0
2008 Q2	Africa	Zimbabwe	540	330	65	255	10
2008 Q3	Total	*Total	2,844	2,508	611	1,805	92
2008 Q3	Africa	*Total	1,337	1,201	342	818	41
2008 Q3	Americas	*Total	35	30	3	24	3
2008 Q3	Asia	*Total Asia	764	650	143	484	23
2008 Q3	Europe	*Total	72	63	15	46	2
2008 Q3	Middle East	*Total	629	559	105	431	23
2008 Q3	Oceania	*Total	0	0	0	0	0
2008 Q3	Other	*Total	7	5	3	2	0
2008 Q3	Asia	Afghanistan	251	197	42	150	5
2008 Q3	Europe	Albania	6	6	1	5	0
2008 Q3	Africa	Algeria	22	25	5	20	0
2008 Q3	Oceania	American Samoa	0	0	0	0	0
2008 Q3	Europe	Andorra	0	0	0	0	0
2008 Q3	Africa	Angola	12	9	2	7	0
2008 Q3	Americas	Anguilla (British)	0	0	0	0	0
2008 Q3	Americas	Antigua and Barbuda	0	0	0	0	0
2008 Q3	Americas	Argentina	0	0	0	0	0
2008 Q3	Europe	Armenia	0	2	0	2	0
2008 Q3	Americas	Aruba	0	0	0	0	0
2008 Q3	Oceania	Australia	0	0	0	0	0
2008 Q3	Europe	Austria	0	0	0	0	0
2008 Q3	Europe	Azerbaijan	2	3	0	3	0
2008 Q3	Americas	Bahamas, The	0	0	0	0	0
2008 Q3	Middle East	Bahrain	0	0	0	0	0
2008 Q3	Asia	Bangladesh	32	32	6	26	0
2008 Q3	Americas	Barbados	0	0	0	0	0
2008 Q3	Europe	Belarus	7	7	1	5	1
2008 Q3	Europe	Belgium	0	0	0	0	0
2008 Q3	Americas	Belize	0	0	0	0	0
2008 Q3	Africa	Benin	0	0	0	0	0
2008 Q3	Americas	Bermuda (British)	0	0	0	0	0
2008 Q3	Asia	Bhutan	4	3	1	2	0
2008 Q3	Americas	Bolivia	4	2	0	1	1

<i>Quarter</i>	<i>Geographical region</i>	<i>Country of nationality</i>	<i>Appeals received</i>	<i>Total appeals determined</i>	<i>Appeals allowed</i>	<i>Appeals dismissed</i>	<i>Appeals withdrawn</i>
2008 Q3	Americas	Bonaire, Sint Eustatius and Saba	:	:	:	:	:
2008 Q3	Europe	Bosnia and Herzegovina	0	1	0	1	0
2008 Q3	Africa	Botswana	0	0	0	0	0
2008 Q3	Americas	Brazil	1	0	0	0	0
2008 Q3	Other	British overseas citizens	0	0	0	0	0
2008 Q3	Asia	Brunei	0	0	0	0	0
2008 Q3	Europe	Bulgaria	0	0	0	0	0
2008 Q3	Africa	Burkina Faso	0	1	1	0	0
2008 Q3	Asia	Burma	20	10	6	4	0
2008 Q3	Africa	Burundi	0	1	1	0	0
2008 Q3	Asia	Cambodia	0	0	0	0	0
2008 Q3	Africa	Cameroon	20	25	5	19	1
2008 Q3	Americas	Canada	0	0	0	0	0
2008 Q3	Africa	Cape Verde	0	0	0	0	0
2008 Q3	Americas	Cayman Islands (British)	0	0	0	0	0
2008 Q3	Africa	Central African Republic	0	0	0	0	0
2008 Q3	Africa	Chad	1	1	0	1	0
2008 Q3	Americas	Chile	0	0	0	0	0
2008 Q3	Asia	China	104	85	11	73	1
2008 Q3	Oceania	Christmas Island	0	0	0	0	0
2008 Q3	Oceania	Cocos (Keeling) Islands	0	0	0	0	0
2008 Q3	Americas	Colombia	2	2	0	2	0
2008 Q3	Africa	Comoros	0	0	0	0	0
2008 Q3	Africa	Congo	7	2	0	2	0
2008 Q3	Africa	Congo (Democratic Republic)	44	39	12	25	2
2008 Q3	Oceania	Cook Islands	0	0	0	0	0
2008 Q3	Americas	Costa Rica	0	0	0	0	0
2008 Q3	Europe	Croatia	0	0	0	0	0
2008 Q3	Americas	Cuba	2	1	0	0	1
2008 Q3	Americas	Curacao	:	:	:	:	:
2008 Q3	Europe	Cyprus	0	0	0	0	0
2008 Q3	Europe	Cyprus (Northern part of)	0	0	0	0	0
2008 Q3	Europe	Czech Republic	0	0	0	0	0
2008 Q3	Europe	Denmark	0	0	0	0	0
2008 Q3	Africa	Djibouti	0	0	0	0	0
2008 Q3	Americas	Dominica	0	0	0	0	0
2008 Q3	Americas	Dominican Republic	0	0	0	0	0
2008 Q3	Asia	East Timor	0	0	0	0	0
2008 Q3	Americas	Ecuador	1	1	0	1	0
2008 Q3	Africa	Egypt	4	4	0	3	1
2008 Q3	Americas	El Salvador	0	0	0	0	0
2008 Q3	Africa	Equatorial Guinea	0	0	0	0	0
2008 Q3	Africa	Eritrea	69	69	33	32	4

<i>Quarter</i>	<i>Geographical region</i>	<i>Country of nationality</i>	<i>Appeals received</i>	<i>Total appeals determined</i>	<i>Appeals allowed</i>	<i>Appeals dismissed</i>	<i>Appeals withdrawn</i>
2008 Q3	Europe	Estonia	0	0	0	0	0
2008 Q3	Africa	Ethiopia	12	13	5	8	0
2008 Q3	Americas	Falkland Islands (British)	0	0	0	0	0
2008 Q3	Europe	Faroe Islands	0	0	0	0	0
2008 Q3	Oceania	Fiji	0	0	0	0	0
2008 Q3	Europe	Finland	0	0	0	0	0
2008 Q3	Europe	Former Yugoslavia	1	0	0	0	0
2008 Q3	Europe	France	0	0	0	0	0
2008 Q3	Americas	French Guiana	0	0	0	0	0
2008 Q3	Oceania	French Polynesia	0	0	0	0	0
2008 Q3	Africa	Gabon	0	0	0	0	0
2008 Q3	Africa	Gambia, The	16	11	4	7	0
2008 Q3	Europe	Georgia	4	2	0	2	0
2008 Q3	Europe	Germany	0	0	0	0	0
2008 Q3	Africa	Ghana	6	3	0	3	0
2008 Q3	Europe	Gibraltar (British)	0	0	0	0	0
2008 Q3	Europe	Greece	0	0	0	0	0
2008 Q3	Europe	Greenland	0	0	0	0	0
2008 Q3	Americas	Grenada	0	0	0	0	0
2008 Q3	Americas	Guadeloupe	0	0	0	0	0
2008 Q3	Americas	Guam	0	0	0	0	0
2008 Q3	Americas	Guatemala	0	0	0	0	0
2008 Q3	Africa	Guinea	11	10	3	7	0
2008 Q3	Africa	Guinea-Bissau	0	2	1	1	0
2008 Q3	Americas	Guyana	1	0	0	0	0
2008 Q3	Americas	Haiti	1	0	0	0	0
2008 Q3	Oceania	Heard Island and McDonald Islands	0	0	0	0	0
2008 Q3	Americas	Honduras	0	0	0	0	0
2008 Q3	Asia	Hong Kong	0	0	0	0	0
2008 Q3	Europe	Hungary	0	0	0	0	0
2008 Q3	Europe	Iceland	0	0	0	0	0
2008 Q3	Asia	India	7	5	1	4	0
2008 Q3	Asia	Indonesia	0	1	0	1	0
2008 Q3	Middle East	Iran	304	286	58	219	9
2008 Q3	Middle East	Iraq	240	203	37	158	8
2008 Q3	Europe	Ireland	0	0	0	0	0
2008 Q3	Middle East	Israel	2	1	0	1	0
2008 Q3	Europe	Italy	0	0	0	0	0
2008 Q3	Africa	Ivory Coast	18	9	4	5	0
2008 Q3	Americas	Jamaica	19	20	3	16	1
2008 Q3	Asia	Japan	0	0	0	0	0
2008 Q3	Middle East	Jordan	3	3	0	3	0
2008 Q3	Europe	Kazakhstan	1	1	0	1	0
2008 Q3	Africa	Kenya	13	22	3	14	5
2008 Q3	Oceania	Kiribati	0	0	0	0	0
2008 Q3	Asia	Korea (North)	16	8	1	6	1
2008 Q3	Asia	Korea (South)	1	1	0	1	0
2008 Q3	Europe	Kosovo	9	5	1	4	0
2008 Q3	Middle East	Kuwait	12	14	3	11	0
2008 Q3	Europe	Kyrgyzstan	0	0	0	0	0

<i>Quarter</i>	<i>Geographical region</i>	<i>Country of nationality</i>	<i>Appeals received</i>	<i>Total appeals determined</i>	<i>Appeals allowed</i>	<i>Appeals dismissed</i>	<i>Appeals withdrawn</i>
2008 Q3	Asia	Laos	0	0	0	0	0
2008 Q3	Europe	Latvia	0	0	0	0	0
2008 Q3	Middle East	Lebanon	4	7	2	5	0
2008 Q3	Africa	Lesotho	0	1	0	1	0
2008 Q3	Africa	Liberia	3	3	0	3	0
2008 Q3	Africa	Libya	8	8	0	8	0
2008 Q3	Europe	Liechtenstein	0	0	0	0	0
2008 Q3	Europe	Lithuania	0	0	0	0	0
2008 Q3	Europe	Luxembourg	0	0	0	0	0
2008 Q3	Asia	Macau	0	0	0	0	0
2008 Q3	Europe	Macedonia	1	0	0	0	0
2008 Q3	Africa	Madagascar	0	0	0	0	0
2008 Q3	Africa	Malawi	16	14	0	11	3
2008 Q3	Asia	Malaysia	3	4	2	2	0
2008 Q3	Asia	Maldives	0	0	0	0	0
2008 Q3	Africa	Mali	1	1	0	1	0
2008 Q3	Europe	Malta	0	0	0	0	0
2008 Q3	Oceania	Marshall Islands	0	0	0	0	0
2008 Q3	Americas	Martinique	0	0	0	0	0
2008 Q3	Africa	Mauritania	0	0	0	0	0
2008 Q3	Africa	Mauritius	1	1	0	1	0
2008 Q3	Africa	Mayotte	0	0	0	0	0
2008 Q3	Americas	Mexico	0	0	0	0	0
2008 Q3	Oceania	Micronesia	0	0	0	0	0
2008 Q3	Europe	Moldova	2	0	0	0	0
2008 Q3	Europe	Monaco	0	0	0	0	0
2008 Q3	Asia	Mongolia	3	2	0	2	0
2008 Q3	Europe	Montenegro	0	0	0	0	0
2008 Q3	Americas	Montserrat (British)	0	0	0	0	0
2008 Q3	Africa	Morocco	4	5	1	4	0
2008 Q3	Africa	Mozambique	0	0	0	0	0
2008 Q3	Africa	Namibia	0	0	0	0	0
2008 Q3	Oceania	Nauru	0	0	0	0	0
2008 Q3	Asia	Nepal	9	8	0	7	1
2008 Q3	Europe	Netherlands	0	0	0	0	0
2008 Q3	Americas	Netherlands Antilles	0	0	0	0	0
2008 Q3	Oceania	New Caledonia	0	0	0	0	0
2008 Q3	Oceania	New Zealand	0	0	0	0	0
2008 Q3	Americas	Nicaragua	0	0	0	0	0
2008 Q3	Africa	Niger	0	0	0	0	0
2008 Q3	Africa	Nigeria	73	66	3	61	2
2008 Q3	Oceania	Niue	0	0	0	0	0
2008 Q3	Oceania	Norfolk Island	0	0	0	0	0
2008 Q3	Oceania	Northern Mariana Islands	0	0	0	0	0
2008 Q3	Europe	Norway	0	0	0	0	0
2008 Q3	Middle East	Occupied Palestinian Territories	22	19	1	16	2
2008 Q3	Middle East	Oman	0	0	0	0	0
2008 Q3	Other	Other and unknown	0	1	1	0	0
2008 Q3	Asia	Pakistan	163	139	17	111	11
2008 Q3	Oceania	Palau	0	0	0	0	0
2008 Q3	Americas	Panama	0	1	0	1	0
2008 Q3	Oceania	Papua New Guinea	0	0	0	0	0

<i>Quarter</i>	<i>Geographical region</i>	<i>Country of nationality</i>	<i>Appeals received</i>	<i>Total appeals determined</i>	<i>Appeals allowed</i>	<i>Appeals dismissed</i>	<i>Appeals withdrawn</i>
2008 Q3	Americas	Paraguay	0	0	0	0	0
2008 Q3	Americas	Peru	0	0	0	0	0
2008 Q3	Asia	Philippines	0	0	0	0	0
2008 Q3	Oceania	Pitcairn Islands (British)	0	0	0	0	0
2008 Q3	Europe	Poland	0	0	0	0	0
2008 Q3	Europe	Portugal	0	0	0	0	0
2008 Q3	Americas	Puerto Rico	0	0	0	0	0
2008 Q3	Middle East	Qatar	0	0	0	0	0
2008 Q3	Africa	Reunion	0	0	0	0	0
2008 Q3	Europe	Romania	0	0	0	0	0
2008 Q3	Europe	Russia	8	8	3	4	1
2008 Q3	Africa	Rwanda	4	4	1	3	0
2008 Q3	Oceania	Samoa	0	0	0	0	0
2008 Q3	Europe	San Marino	0	0	0	0	0
2008 Q3	Africa	Sao Tome and Principe	0	0	0	0	0
2008 Q3	Middle East	Saudi Arabia	3	2	0	2	0
2008 Q3	Africa	Senegal	2	1	0	1	0
2008 Q3	Europe	Serbia	0	0	0	0	0
2008 Q3	Europe	Serbia and Montenegro	:	:	:	:	:
2008 Q3	Africa	Seychelles	0	0	0	0	0
2008 Q3	Africa	Sierra Leone	7	11	2	8	1
2008 Q3	Asia	Singapore	1	1	0	1	0
2008 Q3	Europe	Slovakia	0	0	0	0	0
2008 Q3	Europe	Slovenia	0	0	0	0	0
2008 Q3	Oceania	Solomon Islands	0	0	0	0	0
2008 Q3	Africa	Somalia	146	130	57	68	5
2008 Q3	Africa	South Africa	13	8	0	8	0
2008 Q3	Americas	South Georgia and South Sandwich Islands	0	0	0	0	0
2008 Q3	Europe	Spain	0	0	0	0	0
2008 Q3	Asia	Sri Lanka	142	148	55	89	4
2008 Q3	Africa	St. Helena (British)	0	0	0	0	0
2008 Q3	Americas	St. Kitts and Nevis	0	0	0	0	0
2008 Q3	Americas	St. Lucia	1	1	0	1	0
2008 Q3	Americas	St. Maarten (Dutch Part)	:	:	:	:	:
2008 Q3	Americas	St. Martin (French Part)	:	:	:	:	:
2008 Q3	Americas	St. Pierre and Miquelon	0	0	0	0	0
2008 Q3	Americas	St. Vincent and the Grenadines	0	0	0	0	0
2008 Q3	Other	Stateless	7	4	2	2	0
2008 Q3	Africa	Sudan	21	16	2	14	0
2008 Q3	Americas	Surinam	0	0	0	0	0

<i>Quarter</i>	<i>Geographical region</i>	<i>Country of nationality</i>	<i>Appeals received</i>	<i>Total appeals determined</i>	<i>Appeals allowed</i>	<i>Appeals dismissed</i>	<i>Appeals withdrawn</i>
2008 Q3	Europe	Svalbard and Jan Mayen	0	0	0	0	0
2008 Q3	Africa	Swaziland	1	0	0	0	0
2008 Q3	Europe	Sweden	0	0	0	0	0
2008 Q3	Europe	Switzerland	0	0	0	0	0
2008 Q3	Middle East	Syria	32	17	3	13	1
2008 Q3	Asia	Taiwan	0	0	0	0	0
2008 Q3	Europe	Tajikistan	1	0	0	0	0
2008 Q3	Africa	Tanzania	6	5	1	4	0
2008 Q3	Asia	Thailand	1	0	0	0	0
2008 Q3	Africa	Togo	2	5	1	4	0
2008 Q3	Oceania	Tokelau	0	0	0	0	0
2008 Q3	Oceania	Tonga	0	0	0	0	0
2008 Q3	Americas	Trinidad and Tobago	0	0	0	0	0
2008 Q3	Africa	Tunisia	4	4	2	2	0
2008 Q3	Europe	Turkey	27	28	9	19	0
2008 Q3	Europe	Turkmenistan	0	0	0	0	0
2008 Q3	Americas	Turks and Caicos Islands (British)	0	0	0	0	0
2008 Q3	Oceania	Tuvalu	0	0	0	0	0
2008 Q3	Africa	Uganda	21	17	3	12	2
2008 Q3	Europe	Ukraine	1	0	0	0	0
2008 Q3	Middle East	United Arab Emirates	1	1	0	1	0
2008 Q3	Americas	United States	3	2	0	2	0
2008 Q3	Americas	Uruguay	0	0	0	0	0
2008 Q3	Europe	Uzbekistan	2	0	0	0	0
2008 Q3	Oceania	Vanuatu	0	0	0	0	0
2008 Q3	Europe	Vatican City	0	0	0	0	0
2008 Q3	Americas	Venezuela	0	0	0	0	0
2008 Q3	Asia	Vietnam	7	6	1	5	0
2008 Q3	Americas	Virgin Islands (British)	0	0	0	0	0
2008 Q3	Americas	Virgin Islands (US)	0	0	0	0	0
2008 Q3	Oceania	Wallis and Futuna	0	0	0	0	0
2008 Q3	Africa	Western Sahara	0	0	0	0	0
2008 Q3	Middle East	Yemen	6	6	1	2	3
2008 Q3	Africa	Zambia	5	4	2	2	0
2008 Q3	Africa	Zimbabwe	744	651	188	448	15
2008 Q4	Total	*Total	2,714	2,747	738	1,857	152
2008 Q4	Africa	*Total	1,039	1,255	397	770	88
2008 Q4	Americas	*Total Americas	22	24	5	18	1
2008 Q4	Asia	*Total Asia	806	737	176	526	35
2008 Q4	Europe	*Total Europe	98	84	22	56	6
2008 Q4	Middle East	*Total Middle East	741	638	132	485	21
2008 Q4	Oceania	*Total Oceania	0	0	0	0	0

<i>Quarter</i>	<i>Geographical region</i>	<i>Country of nationality</i>	<i>Appeals received</i>	<i>Total appeals determined</i>	<i>Appeals allowed</i>	<i>Appeals dismissed</i>	<i>Appeals withdrawn</i>
2008 Q4	Other	*Total					
		Other	8	9	6	2	1
2008 Q4	Asia	Afghanistan	265	245	70	162	13
2008 Q4	Europe	Albania	10	12	4	6	2
2008 Q4	Africa	Algeria	23	25	1	18	6
2008 Q4	Oceania	American Samoa	0	0	0	0	0
2008 Q4	Europe	Andorra	0	0	0	0	0
2008 Q4	Africa	Angola	8	10	0	9	1
2008 Q4	Americas	Anguilla (British)	0	0	0	0	0
2008 Q4	Americas	Antigua and Barbuda	0	0	0	0	0
2008 Q4	Americas	Argentina	0	0	0	0	0
2008 Q4	Europe	Armenia	2	1	0	1	0
2008 Q4	Americas	Aruba	0	0	0	0	0
2008 Q4	Oceania	Australia	0	0	0	0	0
2008 Q4	Europe	Austria	0	0	0	0	0
2008 Q4	Europe	Azerbaijan	2	1	0	1	0
2008 Q4	Americas	Bahamas, The	0	0	0	0	0
2008 Q4	Middle East	Bahrain	0	0	0	0	0
2008 Q4	Asia	Bangladesh	35	30	6	24	0
2008 Q4	Americas	Barbados	1	0	0	0	0
2008 Q4	Europe	Belarus	4	3	2	1	0
2008 Q4	Europe	Belgium	0	0	0	0	0
2008 Q4	Americas	Belize	0	0	0	0	0
2008 Q4	Africa	Benin	0	0	0	0	0
2008 Q4	Americas	Bermuda (British)	0	0	0	0	0
2008 Q4	Asia	Bhutan	4	2	0	2	0
2008 Q4	Americas	Bolivia	0	0	0	0	0
2008 Q4	Americas	Bonaire, Sint Eustatius and Saba	:	:	:	:	:
2008 Q4	Europe	Bosnia and Herzegovina	0	0	0	0	0
2008 Q4	Africa	Botswana	1	1	0	1	0
2008 Q4	Americas	Brazil	0	1	0	1	0
2008 Q4	Other	British overseas citizens	0	0	0	0	0
2008 Q4	Asia	Brunei	0	0	0	0	0
2008 Q4	Europe	Bulgaria	0	0	0	0	0
2008 Q4	Africa	Burkina Faso	0	0	0	0	0
2008 Q4	Asia	Burma	10	14	6	8	0
2008 Q4	Africa	Burundi	4	3	1	1	1
2008 Q4	Asia	Cambodia	0	0	0	0	0
2008 Q4	Africa	Cameroon	19	19	7	11	1
2008 Q4	Americas	Canada	0	0	0	0	0
2008 Q4	Africa	Cape Verde	0	0	0	0	0
2008 Q4	Americas	Cayman Islands (British)	0	0	0	0	0
2008 Q4	Africa	Central African Republic	0	0	0	0	0
2008 Q4	Africa	Chad	2	2	1	1	0
2008 Q4	Americas	Chile	0	0	0	0	0
2008 Q4	Asia	China	97	102	17	82	3
2008 Q4	Oceania	Christmas Island	0	0	0	0	0

<i>Quarter</i>	<i>Geographical region</i>	<i>Country of nationality</i>	<i>Appeals received</i>	<i>Total appeals determined</i>	<i>Appeals allowed</i>	<i>Appeals dismissed</i>	<i>Appeals withdrawn</i>
2008 Q4	Oceania	Cocos (Keeling) Islands	0	0	0	0	0
2008 Q4	Americas	Colombia	0	1	0	1	0
2008 Q4	Africa	Comoros	0	0	0	0	0
2008 Q4	Africa	Congo	5	10	1	7	2
2008 Q4	Africa	Congo (Democratic Republic)	43	43	12	29	2
2008 Q4	Oceania	Cook Islands	0	0	0	0	0
2008 Q4	Americas	Costa Rica	0	0	0	0	0
2008 Q4	Europe	Croatia	0	0	0	0	0
2008 Q4	Americas	Cuba	1	1	1	0	0
2008 Q4	Americas	Curacao	:	:	:	:	:
2008 Q4	Europe	Cyprus	0	0	0	0	0
2008 Q4	Europe	Cyprus (Northern part of)	0	0	0	0	0
2008 Q4	Europe	Czech Republic	0	0	0	0	0
2008 Q4	Europe	Denmark	0	0	0	0	0
2008 Q4	Africa	Djibouti	2	1	0	1	0
2008 Q4	Americas	Dominica	0	0	0	0	0
2008 Q4	Americas	Dominican Republic	1	0	0	0	0
2008 Q4	Asia	East Timor	0	0	0	0	0
2008 Q4	Americas	Ecuador	2	1	1	0	0
2008 Q4	Africa	Egypt	10	8	1	7	0
2008 Q4	Americas	El Salvador	0	0	0	0	0
2008 Q4	Africa	Equatorial Guinea	0	0	0	0	0
2008 Q4	Africa	Eritrea	106	81	39	40	2
2008 Q4	Europe	Estonia	0	0	0	0	0
2008 Q4	Africa	Ethiopia	24	18	1	17	0
2008 Q4	Americas	Falkland Islands (British)	0	0	0	0	0
2008 Q4	Europe	Faroe Islands	0	0	0	0	0
2008 Q4	Oceania	Fiji	0	0	0	0	0
2008 Q4	Europe	Finland	0	0	0	0	0
2008 Q4	Europe	Former Yugoslavia	0	1	0	1	0
2008 Q4	Europe	France	0	0	0	0	0
2008 Q4	Americas	French Guiana	0	0	0	0	0
2008 Q4	Oceania	French Polynesia	0	0	0	0	0
2008 Q4	Africa	Gabon	0	0	0	0	0
2008 Q4	Africa	Gambia, The	16	19	3	15	1
2008 Q4	Europe	Georgia	17	11	0	11	0
2008 Q4	Europe	Germany	0	0	0	0	0
2008 Q4	Africa	Ghana	14	11	1	10	0
2008 Q4	Europe	Gibraltar (British)	0	0	0	0	0
2008 Q4	Europe	Greece	0	0	0	0	0
2008 Q4	Europe	Greenland	0	0	0	0	0
2008 Q4	Americas	Grenada	0	0	0	0	0
2008 Q4	Americas	Guadeloupe	0	0	0	0	0
2008 Q4	Americas	Guam	0	0	0	0	0
2008 Q4	Americas	Guatemala	0	0	0	0	0
2008 Q4	Africa	Guinea	6	10	2	8	0



<i>Quarter</i>	<i>Geographical region</i>	<i>Country of nationality</i>	<i>Appeals received</i>	<i>Total appeals determined</i>	<i>Appeals allowed</i>	<i>Appeals dismissed</i>	<i>Appeals withdrawn</i>
2008 Q4	Africa	Guinea-Bissau	0	0	0	0	0
2008 Q4	Americas	Guyana	1	2	1	1	0
2008 Q4	Americas	Haiti	0	0	0	0	0
2008 Q4	Oceania	Heard Island and McDonald Islands	0	0	0	0	0
2008 Q4	Americas	Honduras	0	0	0	0	0
2008 Q4	Asia	Hong Kong	0	0	0	0	0
2008 Q4	Europe	Hungary	0	0	0	0	0
2008 Q4	Europe	Iceland	0	0	0	0	0
2008 Q4	Asia	India	14	11	1	6	4
2008 Q4	Asia	Indonesia	0	0	0	0	0
2008 Q4	Middle East	Iran	383	318	73	237	8
2008 Q4	Middle East	Iraq	275	250	46	193	11
2008 Q4	Europe	Ireland	0	0	0	0	0
2008 Q4	Middle East	Israel	4	1	0	1	0
2008 Q4	Europe	Italy	0	0	0	0	0
2008 Q4	Africa	Ivory Coast	7	18	4	13	1
2008 Q4	Americas	Jamaica	11	14	2	11	1
2008 Q4	Asia	Japan	1	1	0	0	1
2008 Q4	Middle East	Jordan	4	5	2	3	0
2008 Q4	Europe	Kazakhstan	0	0	0	0	0
2008 Q4	Africa	Kenya	22	20	3	15	2
2008 Q4	Oceania	Kiribati	0	0	0	0	0
2008 Q4	Asia	Korea (North)	8	22	1	18	3
2008 Q4	Asia	Korea (South)	0	0	0	0	0
2008 Q4	Europe	Kosovo	13	13	4	8	1
2008 Q4	Middle East	Kuwait	11	10	3	7	0
2008 Q4	Europe	Kyrgyzstan	1	1	0	1	0
2008 Q4	Asia	Laos	0	0	0	0	0
2008 Q4	Europe	Latvia	0	0	0	0	0
2008 Q4	Middle East	Lebanon	5	4	1	3	0
2008 Q4	Africa	Lesotho	0	0	0	0	0
2008 Q4	Africa	Liberia	1	0	0	0	0
2008 Q4	Africa	Libya	6	7	1	5	1
2008 Q4	Europe	Liechtenstein	0	0	0	0	0
2008 Q4	Europe	Lithuania	0	0	0	0	0
2008 Q4	Europe	Luxembourg	0	0	0	0	0
2008 Q4	Asia	Macau	0	0	0	0	0
2008 Q4	Europe	Macedonia	0	1	0	1	0
2008 Q4	Africa	Madagascar	0	0	0	0	0
2008 Q4	Africa	Malawi	18	19	0	18	1
2008 Q4	Asia	Malaysia	3	4	0	3	1
2008 Q4	Asia	Maldives	0	0	0	0	0
2008 Q4	Africa	Mali	1	1	0	1	0
2008 Q4	Europe	Malta	0	0	0	0	0
2008 Q4	Oceania	Marshall Islands	0	0	0	0	0
2008 Q4	Americas	Martinique	0	0	0	0	0
2008 Q4	Africa	Mauritania	1	0	0	0	0
2008 Q4	Africa	Mauritius	1	1	0	1	0
2008 Q4	Africa	Mayotte	0	0	0	0	0
2008 Q4	Americas	Mexico	0	0	0	0	0
2008 Q4	Oceania	Micronesia	0	0	0	0	0
2008 Q4	Europe	Moldova	1	3	0	3	0
2008 Q4	Europe	Monaco	0	0	0	0	0
2008 Q4	Asia	Mongolia	4	1	0	1	0
2008 Q4	Europe	Montenegro	0	0	0	0	0
2008 Q4	Americas	Montserrat (British)	0	0	0	0	0

<i>Quarter</i>	<i>Geographical region</i>	<i>Country of nationality</i>	<i>Appeals received</i>	<i>Total appeals determined</i>	<i>Appeals allowed</i>	<i>Appeals dismissed</i>	<i>Appeals withdrawn</i>
2008 Q4	Africa	Morocco	4	0	0	0	0
2008 Q4	Africa	Mozambique	2	1	0	1	0
2008 Q4	Africa	Namibia	2	2	0	2	0
2008 Q4	Oceania	Nauru	0	0	0	0	0
2008 Q4	Asia	Nepal	2	5	0	5	0
2008 Q4	Europe	Netherlands	0	0	0	0	0
2008 Q4	Americas	Netherlands Antilles	0	0	0	0	0
2008 Q4	Oceania	New Caledonia	0	0	0	0	0
2008 Q4	Oceania	New Zealand	0	0	0	0	0
2008 Q4	Americas	Nicaragua	1	1	0	1	0
2008 Q4	Africa	Niger	2	1	0	1	0
2008 Q4	Africa	Nigeria	59	52	4	46	2
2008 Q4	Oceania	Niue	0	0	0	0	0
2008 Q4	Oceania	Norfolk Island	0	0	0	0	0
2008 Q4	Oceania	Northern Mariana Islands	0	0	0	0	0
2008 Q4	Europe	Norway	0	0	0	0	0
2008 Q4	Middle East	Occupied Palestinian Territories	28	16	1	15	0
2008 Q4	Middle East	Oman	0	0	0	0	0
2008 Q4	Other	Other and unknown	0	0	0	0	0
2008 Q4	Asia	Pakistan	160	137	23	107	7
2008 Q4	Oceania	Palau	0	0	0	0	0
2008 Q4	Americas	Panama	0	0	0	0	0
2008 Q4	Oceania	Papua New Guinea	0	0	0	0	0
2008 Q4	Americas	Paraguay	0	0	0	0	0
2008 Q4	Americas	Peru	0	0	0	0	0
2008 Q4	Asia	Philippines	1	0	0	0	0
2008 Q4	Oceania	Pitcairn Islands (British)	0	0	0	0	0
2008 Q4	Europe	Poland	0	0	0	0	0
2008 Q4	Europe	Portugal	0	0	0	0	0
2008 Q4	Americas	Puerto Rico	0	0	0	0	0
2008 Q4	Middle East	Qatar	0	0	0	0	0
2008 Q4	Africa	Reunion	0	0	0	0	0
2008 Q4	Europe	Romania	0	0	0	0	0
2008 Q4	Europe	Russia	6	3	0	2	1
2008 Q4	Africa	Rwanda	1	1	0	1	0
2008 Q4	Oceania	Samoa	0	0	0	0	0
2008 Q4	Europe	San Marino	0	0	0	0	0
2008 Q4	Africa	Sao Tome and Principe	0	0	0	0	0
2008 Q4	Middle East	Saudi Arabia	8	3	0	3	0
2008 Q4	Africa	Senegal	4	3	0	3	0
2008 Q4	Europe	Serbia	0	0	0	0	0
2008 Q4	Europe	Serbia and Montenegro	:	:	:	:	:
2008 Q4	Africa	Seychelles	0	0	0	0	0
2008 Q4	Africa	Sierra Leone	4	5	0	4	1
2008 Q4	Asia	Singapore	0	0	0	0	0
2008 Q4	Europe	Slovakia	0	0	0	0	0
2008 Q4	Europe	Slovenia	0	0	0	0	0

<i>Quarter</i>	<i>Geographical region</i>	<i>Country of nationality</i>	<i>Appeals received</i>	<i>Total appeals determined</i>	<i>Appeals allowed</i>	<i>Appeals dismissed</i>	<i>Appeals withdrawn</i>
2008 Q4	Oceania	Solomon Islands	0	0	0	0	0
2008 Q4	Africa	Somalia	113	113	53	48	12
2008 Q4	Africa	South Africa	7	11	0	10	1
2008 Q4	Americas	South Georgia and South Sandwich Islands	0	0	0	0	0
2008 Q4	Europe	Spain	0	0	0	0	0
2008 Q4	Asia	Sri Lanka	194	158	50	105	3
2008 Q4	Africa	St. Helena (British)	0	0	0	0	0
2008 Q4	Americas	St. Kitts and Nevis	0	0	0	0	0
2008 Q4	Americas	St. Lucia	2	2	0	2	0
2008 Q4	Americas	St. Maarten (Dutch Part)	:	:	:	:	:
2008 Q4	Americas	St. Martin (French Part)	:	:	:	:	:
2008 Q4	Americas	St. Pierre and Miquelon	0	0	0	0	0
2008 Q4	Americas	St. Vincent and the Grenadines	0	0	0	0	0
2008 Q4	Other	Stateless	8	9	6	2	1
2008 Q4	Africa	Sudan	25	25	10	13	2
2008 Q4	Americas	Surinam	0	0	0	0	0
2008 Q4	Europe	Svalbard and Jan Mayen	0	0	0	0	0
2008 Q4	Africa	Swaziland	1	2	0	2	0
2008 Q4	Europe	Sweden	0	0	0	0	0
2008 Q4	Europe	Switzerland	0	0	0	0	0
2008 Q4	Middle East	Syria	17	28	6	20	2
2008 Q4	Asia	Taiwan	0	0	0	0	0
2008 Q4	Europe	Tajikistan	0	0	0	0	0
2008 Q4	Africa	Tanzania	2	4	0	4	0
2008 Q4	Asia	Thailand	1	1	0	1	0
2008 Q4	Africa	Togo	1	1	0	1	0
2008 Q4	Oceania	Tokelau	0	0	0	0	0
2008 Q4	Oceania	Tonga	0	0	0	0	0
2008 Q4	Americas	Trinidad and Tobago	1	0	0	0	0
2008 Q4	Africa	Tunisia	1	3	2	0	1
2008 Q4	Europe	Turkey	33	26	10	15	1
2008 Q4	Europe	Turkmenistan	4	2	0	2	0
2008 Q4	Americas	Turks and Caicos Islands (British)	0	0	0	0	0
2008 Q4	Oceania	Tuvalu	0	0	0	0	0
2008 Q4	Africa	Uganda	19	13	2	11	0
2008 Q4	Europe	Ukraine	3	3	0	2	1
2008 Q4	Middle East	United Arab Emirates	0	0	0	0	0
2008 Q4	Americas	United States	1	1	0	1	0
2008 Q4	Americas	Uruguay	0	0	0	0	0

<i>Quarter</i>	<i>Geographical region</i>	<i>Country of nationality</i>	<i>Appeals received</i>	<i>Total appeals determined</i>	<i>Appeals allowed</i>	<i>Appeals dismissed</i>	<i>Appeals withdrawn</i>
2008 Q4	Europe	Uzbekistan	2	3	2	1	0
2008 Q4	Oceania	Vanuatu	0	0	0	0	0
2008 Q4	Europe	Vatican City	0	0	0	0	0
2008 Q4	Americas	Venezuela	0	0	0	0	0
2008 Q4	Asia	Vietnam	7	4	2	2	0
2008 Q4	Americas	Virgin Islands (British)	0	0	0	0	0
2008 Q4	Americas	Virgin Islands (US)	0	0	0	0	0
2008 Q4	Oceania	Wallis and Futuna	0	0	0	0	0
2008 Q4	Africa	Western Sahara	0	1	0	1	0
2008 Q4	Middle East	Yemen	6	3	0	3	0
2008 Q4	Africa	Zambia	4	4	2	2	0
2008 Q4	Africa	Zimbabwe	448	686	246	392	48
2009 Q1	Total	*Total	2,250	2,329	608	1,626	95
2009 Q1	Africa	*Total	736	742	273	425	44
2009 Q1	Americas	*Total	23	18	5	13	0
2009 Q1	Asia	*Total Asia	754	739	168	538	33
2009 Q1	Europe	*Total	70	78	23	55	0
2009 Q1	Middle East	*Total	656	742	132	592	18
2009 Q1	Oceania	*Total	1	0	0	0	0
2009 Q1	Other	*Total	10	10	7	3	0
2009 Q1	Asia	Afghanistan	291	248	60	173	15
2009 Q1	Europe	Albania	12	8	3	5	0
2009 Q1	Africa	Algeria	11	8	0	8	0
2009 Q1	Oceania	American Samoa	0	0	0	0	0
2009 Q1	Europe	Andorra	0	0	0	0	0
2009 Q1	Africa	Angola	8	4	1	3	0
2009 Q1	Americas	Anguilla (British)	0	0	0	0	0
2009 Q1	Americas	Antigua and Barbuda	0	0	0	0	0
2009 Q1	Americas	Argentina	0	0	0	0	0
2009 Q1	Europe	Armenia	2	2	0	2	0
2009 Q1	Americas	Aruba	0	0	0	0	0
2009 Q1	Oceania	Australia	0	0	0	0	0
2009 Q1	Europe	Austria	0	0	0	0	0
2009 Q1	Europe	Azerbaijan	2	2	2	0	0
2009 Q1	Americas	Bahamas, The	0	0	0	0	0
2009 Q1	Middle East	Bahrain	0	0	0	0	0
2009 Q1	Asia	Bangladesh	28	34	2	28	4
2009 Q1	Americas	Barbados	0	1	0	1	0
2009 Q1	Europe	Belarus	5	5	2	3	0
2009 Q1	Europe	Belgium	0	0	0	0	0
2009 Q1	Americas	Belize	0	0	0	0	0
2009 Q1	Africa	Benin	0	0	0	0	0
2009 Q1	Americas	Bermuda (British)	0	0	0	0	0
2009 Q1	Asia	Bhutan	8	8	2	6	0
2009 Q1	Americas	Bolivia	0	0	0	0	0

<i>Quarter</i>	<i>Geographical region</i>	<i>Country of nationality</i>	<i>Appeals received</i>	<i>Total appeals determined</i>	<i>Appeals allowed</i>	<i>Appeals dismissed</i>	<i>Appeals withdrawn</i>
2009 Q1	Americas	Bonaire, Sint Eustatius and Saba	:	:	:	:	:
2009 Q1	Europe	Bosnia and Herzegovina	0	0	0	0	0
2009 Q1	Africa	Botswana	0	0	0	0	0
2009 Q1	Americas	Brazil	1	0	0	0	0
2009 Q1	Other	British overseas citizens	1	0	0	0	0
2009 Q1	Asia	Brunei	0	0	0	0	0
2009 Q1	Europe	Bulgaria	0	0	0	0	0
2009 Q1	Africa	Burkina Faso	0	0	0	0	0
2009 Q1	Asia	Burma	5	11	5	6	0
2009 Q1	Africa	Burundi	3	4	0	4	0
2009 Q1	Asia	Cambodia	0	0	0	0	0
2009 Q1	Africa	Cameroon	12	17	7	9	1
2009 Q1	Americas	Canada	0	0	0	0	0
2009 Q1	Africa	Cape Verde	0	0	0	0	0
2009 Q1	Americas	Cayman Islands (British)	0	0	0	0	0
2009 Q1	Africa	Central African Republic	0	0	0	0	0
2009 Q1	Africa	Chad	1	0	0	0	0
2009 Q1	Americas	Chile	0	0	0	0	0
2009 Q1	Asia	China	77	78	16	62	0
2009 Q1	Oceania	Christmas Island	0	0	0	0	0
2009 Q1	Oceania	Cocos (Keeling) Islands	0	0	0	0	0
2009 Q1	Americas	Colombia	2	2	1	1	0
2009 Q1	Africa	Comoros	0	0	0	0	0
2009 Q1	Africa	Congo	3	2	1	0	1
2009 Q1	Africa	Congo (Democratic Republic)	46	49	14	35	0
2009 Q1	Oceania	Cook Islands	0	0	0	0	0
2009 Q1	Americas	Costa Rica	0	0	0	0	0
2009 Q1	Europe	Croatia	1	0	0	0	0
2009 Q1	Americas	Cuba	0	0	0	0	0
2009 Q1	Americas	Curacao	:	:	:	:	:
2009 Q1	Europe	Cyprus	0	0	0	0	0
2009 Q1	Europe	Cyprus (Northern part of)	0	0	0	0	0
2009 Q1	Europe	Czech Republic	0	0	0	0	0
2009 Q1	Europe	Denmark	0	0	0	0	0
2009 Q1	Africa	Djibouti	0	1	0	1	0
2009 Q1	Americas	Dominica	0	0	0	0	0
2009 Q1	Americas	Dominican Republic	0	1	0	1	0
2009 Q1	Asia	East Timor	0	0	0	0	0
2009 Q1	Americas	Ecuador	0	0	0	0	0
2009 Q1	Africa	Egypt	11	14	2	11	1
2009 Q1	Americas	El Salvador	0	0	0	0	0
2009 Q1	Africa	Equatorial Guinea	1	1	0	1	0
2009 Q1	Africa	Eritrea	104	106	39	64	3

<i>Quarter</i>	<i>Geographical region</i>	<i>Country of nationality</i>	<i>Appeals received</i>	<i>Total appeals determined</i>	<i>Appeals allowed</i>	<i>Appeals dismissed</i>	<i>Appeals withdrawn</i>
2009 Q1	Europe	Estonia	0	0	0	0	0
2009 Q1	Africa	Ethiopia	16	24	3	21	0
2009 Q1	Americas	Falkland Islands (British)	0	0	0	0	0
2009 Q1	Europe	Faroe Islands	0	0	0	0	0
2009 Q1	Oceania	Fiji	0	0	0	0	0
2009 Q1	Europe	Finland	0	0	0	0	0
2009 Q1	Europe	Former Yugoslavia	0	0	0	0	0
2009 Q1	Europe	France	0	0	0	0	0
2009 Q1	Americas	French Guiana	0	0	0	0	0
2009 Q1	Oceania	French Polynesia	0	0	0	0	0
2009 Q1	Africa	Gabon	0	0	0	0	0
2009 Q1	Africa	Gambia, The	13	6	2	4	0
2009 Q1	Europe	Georgia	6	13	0	13	0
2009 Q1	Europe	Germany	0	0	0	0	0
2009 Q1	Africa	Ghana	2	4	1	3	0
2009 Q1	Europe	Gibraltar (British)	0	0	0	0	0
2009 Q1	Europe	Greece	0	0	0	0	0
2009 Q1	Europe	Greenland	0	0	0	0	0
2009 Q1	Americas	Grenada	0	0	0	0	0
2009 Q1	Americas	Guadeloupe	0	0	0	0	0
2009 Q1	Americas	Guam	0	0	0	0	0
2009 Q1	Americas	Guatemala	0	0	0	0	0
2009 Q1	Africa	Guinea	14	5	1	4	0
2009 Q1	Africa	Guinea-Bissau	0	0	0	0	0
2009 Q1	Americas	Guyana	2	1	0	1	0
2009 Q1	Americas	Haiti	0	0	0	0	0
2009 Q1	Oceania	Heard Island and McDonald Islands	0	0	0	0	0
2009 Q1	Americas	Honduras	0	0	0	0	0
2009 Q1	Asia	Hong Kong	1	1	0	1	0
2009 Q1	Europe	Hungary	0	0	0	0	0
2009 Q1	Europe	Iceland	0	0	0	0	0
2009 Q1	Asia	India	15	14	3	10	1
2009 Q1	Asia	Indonesia	0	0	0	0	0
2009 Q1	Middle East	Iran	312	374	77	290	7
2009 Q1	Middle East	Iraq	262	280	39	233	8
2009 Q1	Europe	Ireland	0	0	0	0	0
2009 Q1	Middle East	Israel	0	0	0	0	0
2009 Q1	Europe	Italy	0	0	0	0	0
2009 Q1	Africa	Ivory Coast	7	7	1	6	0
2009 Q1	Americas	Jamaica	17	12	4	8	0
2009 Q1	Asia	Japan	0	0	0	0	0
2009 Q1	Middle East	Jordan	2	1	0	1	0
2009 Q1	Europe	Kazakhstan	0	0	0	0	0
2009 Q1	Africa	Kenya	10	12	3	8	1
2009 Q1	Oceania	Kiribati	0	0	0	0	0
2009 Q1	Asia	Korea (North)	4	4	3	0	1
2009 Q1	Asia	Korea (South)	1	1	0	1	0
2009 Q1	Europe	Kosovo	7	12	5	7	0
2009 Q1	Middle East	Kuwait	19	14	3	11	0
2009 Q1	Europe	Kyrgyzstan	0	0	0	0	0

<i>Quarter</i>	<i>Geographical region</i>	<i>Country of nationality</i>	<i>Appeals received</i>	<i>Total appeals determined</i>	<i>Appeals allowed</i>	<i>Appeals dismissed</i>	<i>Appeals withdrawn</i>
2009 Q1	Asia	Laos	0	0	0	0	0
2009 Q1	Europe	Latvia	0	0	0	0	0
2009 Q1	Middle East	Lebanon	2	3	0	2	1
2009 Q1	Africa	Lesotho	2	1	0	1	0
2009 Q1	Africa	Liberia	0	3	1	2	0
2009 Q1	Africa	Libya	7	3	1	2	0
2009 Q1	Europe	Liechtenstein	0	0	0	0	0
2009 Q1	Europe	Lithuania	0	0	0	0	0
2009 Q1	Europe	Luxembourg	0	0	0	0	0
2009 Q1	Asia	Macau	0	0	0	0	0
2009 Q1	Europe	Macedonia	0	0	0	0	0
2009 Q1	Africa	Madagascar	0	0	0	0	0
2009 Q1	Africa	Malawi	9	6	0	6	0
2009 Q1	Asia	Malaysia	0	0	0	0	0
2009 Q1	Asia	Maldives	0	0	0	0	0
2009 Q1	Africa	Mali	0	0	0	0	0
2009 Q1	Europe	Malta	0	0	0	0	0
2009 Q1	Oceania	Marshall Islands	0	0	0	0	0
2009 Q1	Americas	Martinique	0	0	0	0	0
2009 Q1	Africa	Mauritania	3	1	0	1	0
2009 Q1	Africa	Mauritius	1	1	0	1	0
2009 Q1	Africa	Mayotte	0	0	0	0	0
2009 Q1	Americas	Mexico	0	0	0	0	0
2009 Q1	Oceania	Micronesia	0	0	0	0	0
2009 Q1	Europe	Moldova	0	0	0	0	0
2009 Q1	Europe	Monaco	0	0	0	0	0
2009 Q1	Asia	Mongolia	1	5	3	2	0
2009 Q1	Europe	Montenegro	0	0	0	0	0
2009 Q1	Americas	Montserrat (British)	0	0	0	0	0
2009 Q1	Africa	Morocco	0	3	2	1	0
2009 Q1	Africa	Mozambique	0	0	0	0	0
2009 Q1	Africa	Namibia	0	0	0	0	0
2009 Q1	Oceania	Nauru	0	0	0	0	0
2009 Q1	Asia	Nepal	2	1	0	0	1
2009 Q1	Europe	Netherlands	0	0	0	0	0
2009 Q1	Americas	Netherlands Antilles	0	0	0	0	0
2009 Q1	Oceania	New Caledonia	0	0	0	0	0
2009 Q1	Oceania	New Zealand	1	0	0	0	0
2009 Q1	Americas	Nicaragua	0	0	0	0	0
2009 Q1	Africa	Niger	1	1	0	1	0
2009 Q1	Africa	Nigeria	65	68	9	50	9
2009 Q1	Oceania	Niue	0	0	0	0	0
2009 Q1	Oceania	Norfolk Island	0	0	0	0	0
2009 Q1	Oceania	Northern Mariana Islands	0	0	0	0	0
2009 Q1	Europe	Norway	0	0	0	0	0
2009 Q1	Middle East	Occupied Palestinian Territories	38	42	6	36	0
2009 Q1	Middle East	Oman	0	0	0	0	0
2009 Q1	Other	Other and unknown	0	1	0	1	0
2009 Q1	Asia	Pakistan	150	157	18	134	5
2009 Q1	Oceania	Palau	0	0	0	0	0
2009 Q1	Americas	Panama	0	0	0	0	0
2009 Q1	Oceania	Papua New Guinea	0	0	0	0	0

<i>Quarter</i>	<i>Geographical region</i>	<i>Country of nationality</i>	<i>Appeals received</i>	<i>Total appeals determined</i>	<i>Appeals allowed</i>	<i>Appeals dismissed</i>	<i>Appeals withdrawn</i>
2009 Q1	Americas	Paraguay	0	0	0	0	0
2009 Q1	Americas	Peru	0	0	0	0	0
2009 Q1	Asia	Philippines	1	1	1	0	0
2009 Q1	Oceania	Pitcairn Islands (British)	0	0	0	0	0
2009 Q1	Europe	Poland	0	0	0	0	0
2009 Q1	Europe	Portugal	0	0	0	0	0
2009 Q1	Americas	Puerto Rico	0	0	0	0	0
2009 Q1	Middle East	Qatar	0	0	0	0	0
2009 Q1	Africa	Reunion	0	0	0	0	0
2009 Q1	Europe	Romania	0	0	0	0	0
2009 Q1	Europe	Russia	10	6	1	5	0
2009 Q1	Africa	Rwanda	4	1	0	1	0
2009 Q1	Oceania	Samoa	0	0	0	0	0
2009 Q1	Europe	San Marino	0	0	0	0	0
2009 Q1	Africa	Sao Tome and Principe	0	0	0	0	0
2009 Q1	Middle East	Saudi Arabia	4	9	3	6	0
2009 Q1	Africa	Senegal	2	3	0	3	0
2009 Q1	Europe	Serbia	1	0	0	0	0
2009 Q1	Europe	Serbia and Montenegro	:	:	:	:	:
2009 Q1	Africa	Seychelles	1	1	0	1	0
2009 Q1	Africa	Sierra Leone	0	3	1	1	1
2009 Q1	Asia	Singapore	0	0	0	0	0
2009 Q1	Europe	Slovakia	0	0	0	0	0
2009 Q1	Europe	Slovenia	0	0	0	0	0
2009 Q1	Oceania	Solomon Islands	0	0	0	0	0
2009 Q1	Africa	Somalia	94	124	61	56	7
2009 Q1	Africa	South Africa	10	4	1	3	0
2009 Q1	Americas	South Georgia and South Sandwich Islands	0	0	0	0	0
2009 Q1	Europe	Spain	0	0	0	0	0
2009 Q1	Asia	Sri Lanka	165	166	50	111	5
2009 Q1	Africa	St. Helena (British)	0	0	0	0	0
2009 Q1	Americas	St. Kitts and Nevis	0	0	0	0	0
2009 Q1	Americas	St. Lucia	0	0	0	0	0
2009 Q1	Americas	St. Maarten (Dutch Part)	:	:	:	:	:
2009 Q1	Americas	St. Martin (French Part)	:	:	:	:	:
2009 Q1	Americas	St. Pierre and Miquelon	0	0	0	0	0
2009 Q1	Americas	St. Vincent and the Grenadines	0	0	0	0	0
2009 Q1	Other	Stateless	9	9	7	2	0
2009 Q1	Africa	Sudan	20	22	6	16	0
2009 Q1	Americas	Surinam	0	0	0	0	0



<i>Quarter</i>	<i>Geographical region</i>	<i>Country of nationality</i>	<i>Appeals received</i>	<i>Total appeals determined</i>	<i>Appeals allowed</i>	<i>Appeals dismissed</i>	<i>Appeals withdrawn</i>
2009 Q1	Europe	Svalbard and Jan Mayen	0	0	0	0	0
2009 Q1	Africa	Swaziland	0	0	0	0	0
2009 Q1	Europe	Sweden	0	0	0	0	0
2009 Q1	Europe	Switzerland	0	0	0	0	0
2009 Q1	Middle East	Syria	14	15	3	11	1
2009 Q1	Asia	Taiwan	0	0	0	0	0
2009 Q1	Europe	Tajikistan	1	0	0	0	0
2009 Q1	Africa	Tanzania	4	3	0	3	0
2009 Q1	Asia	Thailand	2	1	0	0	1
2009 Q1	Africa	Togo	1	1	0	1	0
2009 Q1	Oceania	Tokelau	0	0	0	0	0
2009 Q1	Oceania	Tonga	0	0	0	0	0
2009 Q1	Americas	Trinidad and Tobago	1	0	0	0	0
2009 Q1	Africa	Tunisia	3	3	0	1	2
2009 Q1	Europe	Turkey	21	25	8	17	0
2009 Q1	Europe	Turkmenistan	0	2	1	1	0
2009 Q1	Americas	Turks and Caicos Islands (British)	0	0	0	0	0
2009 Q1	Oceania	Tuvalu	0	0	0	0	0
2009 Q1	Africa	Uganda	28	24	3	20	1
2009 Q1	Europe	Ukraine	2	2	1	1	0
2009 Q1	Middle East	United Arab Emirates	0	0	0	0	0
2009 Q1	Americas	United States	0	1	0	1	0
2009 Q1	Americas	Uruguay	0	0	0	0	0
2009 Q1	Europe	Uzbekistan	0	1	0	1	0
2009 Q1	Oceania	Vanuatu	0	0	0	0	0
2009 Q1	Europe	Vatican City	0	0	0	0	0
2009 Q1	Americas	Venezuela	0	0	0	0	0
2009 Q1	Asia	Vietnam	3	9	5	4	0
2009 Q1	Americas	Virgin Islands (British)	0	0	0	0	0
2009 Q1	Americas	Virgin Islands (US)	0	0	0	0	0
2009 Q1	Oceania	Wallis and Futuna	0	0	0	0	0
2009 Q1	Africa	Western Sahara	0	0	0	0	0
2009 Q1	Middle East	Yemen	3	4	1	2	1
2009 Q1	Africa	Zambia	3	1	0	1	0
2009 Q1	Africa	Zimbabwe	216	201	113	71	17
2009 Q2	Total	*Total	2,986	2,505	671	1,752	82
2009 Q2	Africa	*Total	1,567	1,065	392	629	44
2009 Q2	Americas	*Total Americas	29	23	6	16	1
2009 Q2	Asia	*Total Asia	802	755	166	566	23
2009 Q2	Europe	*Total Europe	85	72	16	54	2
2009 Q2	Middle East	*Total Middle East	488	578	86	480	12
2009 Q2	Oceania	*Total Oceania	0	1	0	1	0

<i>Quarter</i>	<i>Geographical region</i>	<i>Country of nationality</i>	<i>Appeals received</i>	<i>Total appeals determined</i>	<i>Appeals allowed</i>	<i>Appeals dismissed</i>	<i>Appeals withdrawn</i>
2009 Q2	Other	*Total					
		Other	15	11	5	6	0
2009 Q2	Asia	Afghanistan	331	294	65	217	12
2009 Q2	Europe	Albania	18	9	2	7	0
2009 Q2	Africa	Algeria	20	24	2	22	0
2009 Q2	Oceania	American Samoa	0	0	0	0	0
2009 Q2	Europe	Andorra	0	0	0	0	0
2009 Q2	Africa	Angola	4	7	0	7	0
2009 Q2	Americas	Anguilla (British)	0	0	0	0	0
2009 Q2	Americas	Antigua and Barbuda	0	0	0	0	0
2009 Q2	Americas	Argentina	0	0	0	0	0
2009 Q2	Europe	Armenia	0	2	0	2	0
2009 Q2	Americas	Aruba	0	0	0	0	0
2009 Q2	Oceania	Australia	0	0	0	0	0
2009 Q2	Europe	Austria	0	0	0	0	0
2009 Q2	Europe	Azerbaijan	3	2	0	2	0
2009 Q2	Americas	Bahamas, The	0	0	0	0	0
2009 Q2	Middle East	Bahrain	0	0	0	0	0
2009 Q2	Asia	Bangladesh	34	34	2	30	2
2009 Q2	Americas	Barbados	0	0	0	0	0
2009 Q2	Europe	Belarus	7	4	1	3	0
2009 Q2	Europe	Belgium	0	0	0	0	0
2009 Q2	Americas	Belize	0	0	0	0	0
2009 Q2	Africa	Benin	0	0	0	0	0
2009 Q2	Americas	Bermuda (British)	0	0	0	0	0
2009 Q2	Asia	Bhutan	1	4	2	2	0
2009 Q2	Americas	Bolivia	0	0	0	0	0
2009 Q2	Americas	Bonaire, Sint Eustatius and Saba	:	:	:	:	:
2009 Q2	Europe	Bosnia and Herzegovina	0	0	0	0	0
2009 Q2	Africa	Botswana	3	1	0	0	1
2009 Q2	Americas	Brazil	0	0	0	0	0
2009 Q2	Other	British overseas citizens	1	1	1	0	0
2009 Q2	Asia	Brunei	0	0	0	0	0
2009 Q2	Europe	Bulgaria	0	0	0	0	0
2009 Q2	Africa	Burkina Faso	0	0	0	0	0
2009 Q2	Asia	Burma	15	5	3	2	0
2009 Q2	Africa	Burundi	1	1	1	0	0
2009 Q2	Asia	Cambodia	0	0	0	0	0
2009 Q2	Africa	Cameroon	12	11	3	7	1
2009 Q2	Americas	Canada	0	0	0	0	0
2009 Q2	Africa	Cape Verde	0	0	0	0	0
2009 Q2	Americas	Cayman Islands (British)	0	0	0	0	0
2009 Q2	Africa	Central African Republic	0	0	0	0	0
2009 Q2	Africa	Chad	2	3	1	1	1
2009 Q2	Americas	Chile	2	2	0	1	1
2009 Q2	Asia	China	73	68	8	58	2
2009 Q2	Oceania	Christmas Island	0	0	0	0	0

<i>Quarter</i>	<i>Geographical region</i>	<i>Country of nationality</i>	<i>Appeals received</i>	<i>Total appeals determined</i>	<i>Appeals allowed</i>	<i>Appeals dismissed</i>	<i>Appeals withdrawn</i>
2009 Q2	Oceania	Cocos (Keeling) Islands	0	0	0	0	0
2009 Q2	Americas	Colombia	4	2	1	1	0
2009 Q2	Africa	Comoros	0	0	0	0	0
2009 Q2	Africa	Congo	5	7	0	7	0
2009 Q2	Africa	Congo (Democratic Republic)	46	40	8	30	2
2009 Q2	Oceania	Cook Islands	0	0	0	0	0
2009 Q2	Americas	Costa Rica	0	0	0	0	0
2009 Q2	Europe	Croatia	0	0	0	0	0
2009 Q2	Americas	Cuba	1	2	1	1	0
2009 Q2	Americas	Curacao	:	:	:	:	:
2009 Q2	Europe	Cyprus	0	0	0	0	0
2009 Q2	Europe	Cyprus (Northern part of)	0	0	0	0	0
2009 Q2	Europe	Czech Republic	0	0	0	0	0
2009 Q2	Europe	Denmark	0	0	0	0	0
2009 Q2	Africa	Djibouti	1	2	0	2	0
2009 Q2	Americas	Dominica	0	0	0	0	0
2009 Q2	Americas	Dominican Republic	0	0	0	0	0
2009 Q2	Asia	East Timor	0	0	0	0	0
2009 Q2	Americas	Ecuador	0	0	0	0	0
2009 Q2	Africa	Egypt	4	5	2	3	0
2009 Q2	Americas	El Salvador	0	0	0	0	0
2009 Q2	Africa	Equatorial Guinea	0	0	0	0	0
2009 Q2	Africa	Eritrea	113	117	50	63	4
2009 Q2	Europe	Estonia	0	0	0	0	0
2009 Q2	Africa	Ethiopia	11	9	3	6	0
2009 Q2	Americas	Falkland Islands (British)	0	0	0	0	0
2009 Q2	Europe	Faroe Islands	0	0	0	0	0
2009 Q2	Oceania	Fiji	0	0	0	0	0
2009 Q2	Europe	Finland	0	0	0	0	0
2009 Q2	Europe	Former Yugoslavia	1	0	0	0	0
2009 Q2	Europe	France	0	0	0	0	0
2009 Q2	Americas	French Guiana	0	0	0	0	0
2009 Q2	Oceania	French Polynesia	0	0	0	0	0
2009 Q2	Africa	Gabon	1	0	0	0	0
2009 Q2	Africa	Gambia, The	18	19	1	16	2
2009 Q2	Europe	Georgia	8	3	0	3	0
2009 Q2	Europe	Germany	0	0	0	0	0
2009 Q2	Africa	Ghana	9	8	0	5	3
2009 Q2	Europe	Gibraltar (British)	0	0	0	0	0
2009 Q2	Europe	Greece	0	0	0	0	0
2009 Q2	Europe	Greenland	0	0	0	0	0
2009 Q2	Americas	Grenada	0	0	0	0	0
2009 Q2	Americas	Guadeloupe	0	0	0	0	0
2009 Q2	Americas	Guam	0	0	0	0	0
2009 Q2	Americas	Guatemala	0	0	0	0	0
2009 Q2	Africa	Guinea	7	14	5	8	1

<i>Quarter</i>	<i>Geographical region</i>	<i>Country of nationality</i>	<i>Appeals received</i>	<i>Total appeals determined</i>	<i>Appeals allowed</i>	<i>Appeals dismissed</i>	<i>Appeals withdrawn</i>
2009 Q2	Africa	Guinea-Bissau	0	0	0	0	0
2009 Q2	Americas	Guyana	0	1	0	1	0
2009 Q2	Americas	Haiti	0	0	0	0	0
2009 Q2	Oceania	Heard Island and McDonald Islands	0	0	0	0	0
2009 Q2	Americas	Honduras	0	0	0	0	0
2009 Q2	Asia	Hong Kong	0	0	0	0	0
2009 Q2	Europe	Hungary	0	0	0	0	0
2009 Q2	Europe	Iceland	0	0	0	0	0
2009 Q2	Asia	India	10	6	0	6	0
2009 Q2	Asia	Indonesia	1	1	0	1	0
2009 Q2	Middle East	Iran	268	289	53	230	6
2009 Q2	Middle East	Iraq	166	217	22	191	4
2009 Q2	Europe	Ireland	0	0	0	0	0
2009 Q2	Middle East	Israel	0	3	0	3	0
2009 Q2	Europe	Italy	0	0	0	0	0
2009 Q2	Africa	Ivory Coast	5	6	2	4	0
2009 Q2	Americas	Jamaica	17	13	4	9	0
2009 Q2	Asia	Japan	0	0	0	0	0
2009 Q2	Middle East	Jordan	1	3	1	2	0
2009 Q2	Europe	Kazakhstan	1	1	0	1	0
2009 Q2	Africa	Kenya	11	16	5	9	2
2009 Q2	Oceania	Kiribati	0	0	0	0	0
2009 Q2	Asia	Korea (North)	5	4	1	3	0
2009 Q2	Asia	Korea (South)	0	0	0	0	0
2009 Q2	Europe	Kosovo	8	7	1	6	0
2009 Q2	Middle East	Kuwait	6	15	5	9	1
2009 Q2	Europe	Kyrgyzstan	2	0	0	0	0
2009 Q2	Asia	Laos	0	0	0	0	0
2009 Q2	Europe	Latvia	0	0	0	0	0
2009 Q2	Middle East	Lebanon	4	3	0	3	0
2009 Q2	Africa	Lesotho	0	0	0	0	0
2009 Q2	Africa	Liberia	3	1	0	1	0
2009 Q2	Africa	Libya	7	8	1	6	1
2009 Q2	Europe	Liechtenstein	0	0	0	0	0
2009 Q2	Europe	Lithuania	0	0	0	0	0
2009 Q2	Europe	Luxembourg	0	0	0	0	0
2009 Q2	Asia	Macau	0	0	0	0	0
2009 Q2	Europe	Macedonia	0	0	0	0	0
2009 Q2	Africa	Madagascar	0	0	0	0	0
2009 Q2	Africa	Malawi	20	18	4	13	1
2009 Q2	Asia	Malaysia	3	1	0	1	0
2009 Q2	Asia	Maldives	0	0	0	0	0
2009 Q2	Africa	Mali	0	0	0	0	0
2009 Q2	Europe	Malta	0	0	0	0	0
2009 Q2	Oceania	Marshall Islands	0	0	0	0	0
2009 Q2	Americas	Martinique	0	0	0	0	0
2009 Q2	Africa	Mauritania	0	2	0	2	0
2009 Q2	Africa	Mauritius	1	1	0	0	1
2009 Q2	Africa	Mayotte	0	0	0	0	0
2009 Q2	Americas	Mexico	0	0	0	0	0
2009 Q2	Oceania	Micronesia	0	0	0	0	0
2009 Q2	Europe	Moldova	2	1	0	1	0
2009 Q2	Europe	Monaco	0	0	0	0	0
2009 Q2	Asia	Mongolia	1	1	0	1	0
2009 Q2	Europe	Montenegro	0	0	0	0	0
2009 Q2	Americas	Montserrat (British)	0	0	0	0	0

<i>Quarter</i>	<i>Geographical region</i>	<i>Country of nationality</i>	<i>Appeals received</i>	<i>Total appeals determined</i>	<i>Appeals allowed</i>	<i>Appeals dismissed</i>	<i>Appeals withdrawn</i>
2009 Q2	Africa	Morocco	5	3	1	2	0
2009 Q2	Africa	Mozambique	0	0	0	0	0
2009 Q2	Africa	Namibia	3	2	0	2	0
2009 Q2	Oceania	Nauru	0	0	0	0	0
2009 Q2	Asia	Nepal	0	1	0	1	0
2009 Q2	Europe	Netherlands	0	0	0	0	0
2009 Q2	Americas	Netherlands Antilles	0	0	0	0	0
2009 Q2	Oceania	New Caledonia	0	0	0	0	0
2009 Q2	Oceania	New Zealand	0	1	0	1	0
2009 Q2	Americas	Nicaragua	1	0	0	0	0
2009 Q2	Africa	Niger	3	2	1	1	0
2009 Q2	Africa	Nigeria	43	53	12	40	1
2009 Q2	Oceania	Niue	0	0	0	0	0
2009 Q2	Oceania	Norfolk Island	0	0	0	0	0
2009 Q2	Oceania	Northern Mariana Islands	0	0	0	0	0
2009 Q2	Europe	Norway	0	0	0	0	0
2009 Q2	Middle East	Occupied Palestinian Territories	32	34	3	30	1
2009 Q2	Middle East	Oman	0	0	0	0	0
2009 Q2	Other	Other and unknown	1	0	0	0	0
2009 Q2	Asia	Pakistan	165	149	15	130	4
2009 Q2	Oceania	Palau	0	0	0	0	0
2009 Q2	Americas	Panama	0	0	0	0	0
2009 Q2	Oceania	Papua New Guinea	0	0	0	0	0
2009 Q2	Americas	Paraguay	0	0	0	0	0
2009 Q2	Americas	Peru	1	1	0	1	0
2009 Q2	Asia	Philippines	0	0	0	0	0
2009 Q2	Oceania	Pitcairn Islands (British)	0	0	0	0	0
2009 Q2	Europe	Poland	0	0	0	0	0
2009 Q2	Europe	Portugal	1	1	0	1	0
2009 Q2	Americas	Puerto Rico	0	0	0	0	0
2009 Q2	Middle East	Qatar	0	0	0	0	0
2009 Q2	Africa	Reunion	0	0	0	0	0
2009 Q2	Europe	Romania	0	0	0	0	0
2009 Q2	Europe	Russia	3	7	3	4	0
2009 Q2	Africa	Rwanda	2	4	0	3	1
2009 Q2	Oceania	Samoa	0	0	0	0	0
2009 Q2	Europe	San Marino	0	0	0	0	0
2009 Q2	Africa	Sao Tome and Principe	0	0	0	0	0
2009 Q2	Middle East	Saudi Arabia	2	0	0	0	0
2009 Q2	Africa	Senegal	3	3	0	3	0
2009 Q2	Europe	Serbia	1	1	1	0	0
2009 Q2	Europe	Serbia and Montenegro	:	:	:	:	:
2009 Q2	Africa	Seychelles	1	0	0	0	0
2009 Q2	Africa	Sierra Leone	10	6	2	3	1
2009 Q2	Asia	Singapore	0	0	0	0	0
2009 Q2	Europe	Slovakia	0	0	0	0	0
2009 Q2	Europe	Slovenia	0	0	0	0	0

<i>Quarter</i>	<i>Geographical region</i>	<i>Country of nationality</i>	<i>Appeals received</i>	<i>Total appeals determined</i>	<i>Appeals allowed</i>	<i>Appeals dismissed</i>	<i>Appeals withdrawn</i>
2009 Q2	Oceania	Solomon Islands	0	0	0	0	0
2009 Q2	Africa	Somalia	85	85	41	41	3
2009 Q2	Africa	South Africa	17	11	0	9	2
2009 Q2	Americas	South Georgia and South Sandwich Islands	0	0	0	0	0
2009 Q2	Europe	Spain	0	0	0	0	0
2009 Q2	Asia	Sri Lanka	161	182	68	111	3
2009 Q2	Africa	St. Helena (British)	0	0	0	0	0
2009 Q2	Americas	St. Kitts and Nevis	0	0	0	0	0
2009 Q2	Americas	St. Lucia	0	0	0	0	0
2009 Q2	Americas	St. Maarten (Dutch Part)	:	:	:	:	:
2009 Q2	Americas	St. Martin (French Part)	:	:	:	:	:
2009 Q2	Americas	St. Pierre and Miquelon	0	0	0	0	0
2009 Q2	Americas	St. Vincent and the Grenadines	0	0	0	0	0
2009 Q2	Other	Stateless	13	10	4	6	0
2009 Q2	Africa	Sudan	18	19	6	13	0
2009 Q2	Americas	Surinam	0	0	0	0	0
2009 Q2	Europe	Svalbard and Jan Mayen	0	0	0	0	0
2009 Q2	Africa	Swaziland	1	0	0	0	0
2009 Q2	Europe	Sweden	0	0	0	0	0
2009 Q2	Europe	Switzerland	0	0	0	0	0
2009 Q2	Middle East	Syria	5	12	1	11	0
2009 Q2	Asia	Taiwan	0	0	0	0	0
2009 Q2	Europe	Tajikistan	0	0	0	0	0
2009 Q2	Africa	Tanzania	6	6	1	5	0
2009 Q2	Asia	Thailand	0	2	0	2	0
2009 Q2	Africa	Togo	2	1	1	0	0
2009 Q2	Oceania	Tokelau	0	0	0	0	0
2009 Q2	Oceania	Tonga	0	0	0	0	0
2009 Q2	Americas	Trinidad and Tobago	1	1	0	1	0
2009 Q2	Africa	Tunisia	3	2	1	1	0
2009 Q2	Europe	Turkey	23	24	8	14	2
2009 Q2	Europe	Turkmenistan	0	1	0	1	0
2009 Q2	Americas	Turks and Caicos Islands (British)	0	0	0	0	0
2009 Q2	Oceania	Tuvalu	0	0	0	0	0
2009 Q2	Africa	Uganda	19	23	3	19	1
2009 Q2	Europe	Ukraine	6	8	0	8	0
2009 Q2	Middle East	United Arab Emirates	0	0	0	0	0
2009 Q2	Americas	United States	2	1	0	1	0
2009 Q2	Americas	Uruguay	0	0	0	0	0

<i>Quarter</i>	<i>Geographical region</i>	<i>Country of nationality</i>	<i>Appeals received</i>	<i>Total appeals determined</i>	<i>Appeals allowed</i>	<i>Appeals dismissed</i>	<i>Appeals withdrawn</i>
2009 Q2	Europe	Uzbekistan	1	1	0	1	0
2009 Q2	Oceania	Vanuatu	0	0	0	0	0
2009 Q2	Europe	Vatican City	0	0	0	0	0
2009 Q2	Americas	Venezuela	0	0	0	0	0
2009 Q2	Asia	Vietnam	2	3	2	1	0
2009 Q2	Americas	Virgin Islands (British)	0	0	0	0	0
2009 Q2	Americas	Virgin Islands (US)	0	0	0	0	0
2009 Q2	Oceania	Wallis and Futuna	0	0	0	0	0
2009 Q2	Africa	Western Sahara	0	0	0	0	0
2009 Q2	Middle East	Yemen	4	2	1	1	0
2009 Q2	Africa	Zambia	0	0	0	0	0
2009 Q2	Africa	Zimbabwe	1,042	525	235	275	15
2009 Q3	Total	*Total	4,699	3,883	1,200	2,537	146
2009 Q3	Africa	*Total	2,568	2,202	858	1,255	89
2009 Q3	Americas	*Total	40	41	5	34	2
2009 Q3	Asia	*Total Asia	1,258	1,029	187	807	35
2009 Q3	Europe	*Total	100	85	23	57	5
2009 Q3	Middle East	*Total	712	506	112	379	15
2009 Q3	Oceania	*Total	0	0	0	0	0
2009 Q3	Other	*Total	21	20	15	5	0
2009 Q3	Asia	Afghanistan	439	406	70	318	18
2009 Q3	Europe	Albania	22	20	5	14	1
2009 Q3	Africa	Algeria	29	17	0	16	1
2009 Q3	Oceania	American Samoa	0	0	0	0	0
2009 Q3	Europe	Andorra	0	0	0	0	0
2009 Q3	Africa	Angola	8	12	2	10	0
2009 Q3	Americas	Anguilla (British)	0	0	0	0	0
2009 Q3	Americas	Antigua and Barbuda	0	0	0	0	0
2009 Q3	Americas	Argentina	0	0	0	0	0
2009 Q3	Europe	Armenia	0	0	0	0	0
2009 Q3	Americas	Aruba	0	0	0	0	0
2009 Q3	Oceania	Australia	0	0	0	0	0
2009 Q3	Europe	Austria	0	0	0	0	0
2009 Q3	Europe	Azerbaijan	8	2	0	1	1
2009 Q3	Americas	Bahamas, The	0	0	0	0	0
2009 Q3	Middle East	Bahrain	0	0	0	0	0
2009 Q3	Asia	Bangladesh	62	50	6	44	0
2009 Q3	Americas	Barbados	0	0	0	0	0
2009 Q3	Europe	Belarus	3	6	3	3	0
2009 Q3	Europe	Belgium	0	0	0	0	0
2009 Q3	Americas	Belize	0	0	0	0	0
2009 Q3	Africa	Benin	2	1	0	0	1
2009 Q3	Americas	Bermuda (British)	0	0	0	0	0
2009 Q3	Asia	Bhutan	7	6	0	6	0
2009 Q3	Americas	Bolivia	0	0	0	0	0

<i>Quarter</i>	<i>Geographical region</i>	<i>Country of nationality</i>	<i>Appeals received</i>	<i>Total appeals determined</i>	<i>Appeals allowed</i>	<i>Appeals dismissed</i>	<i>Appeals withdrawn</i>
2009 Q3	Americas	Bonaire, Saint Eustatius and Saba	:	:	:	:	:
2009 Q3	Europe	Bosnia and Herzegovina	0	0	0	0	0
2009 Q3	Africa	Botswana	1	3	0	3	0
2009 Q3	Americas	Brazil	2	2	0	2	0
2009 Q3	Other	British overseas citizens	0	0	0	0	0
2009 Q3	Asia	Brunei	0	0	0	0	0
2009 Q3	Europe	Bulgaria	0	0	0	0	0
2009 Q3	Africa	Burkina Faso	0	0	0	0	0
2009 Q3	Asia	Burma	25	19	10	6	3
2009 Q3	Africa	Burundi	2	3	0	3	0
2009 Q3	Asia	Cambodia	0	0	0	0	0
2009 Q3	Africa	Cameroon	12	9	5	4	0
2009 Q3	Americas	Canada	0	0	0	0	0
2009 Q3	Africa	Cape Verde	0	0	0	0	0
2009 Q3	Americas	Cayman Islands (British)	0	0	0	0	0
2009 Q3	Africa	Central African Republic	0	0	0	0	0
2009 Q3	Africa	Chad	2	3	1	1	1
2009 Q3	Americas	Chile	0	0	0	0	0
2009 Q3	Asia	China	133	93	6	87	0
2009 Q3	Oceania	Christmas Island	0	0	0	0	0
2009 Q3	Oceania	Cocos (Keeling) Islands	0	0	0	0	0
2009 Q3	Americas	Colombia	2	3	2	1	0
2009 Q3	Africa	Comoros	0	0	0	0	0
2009 Q3	Africa	Congo	5	3	2	1	0
2009 Q3	Africa	Congo (Democratic Republic)	37	48	10	35	3
2009 Q3	Oceania	Cook Islands	0	0	0	0	0
2009 Q3	Americas	Costa Rica	0	0	0	0	0
2009 Q3	Europe	Croatia	0	0	0	0	0
2009 Q3	Americas	Cuba	3	3	1	2	0
2009 Q3	Americas	Curacao	:	:	:	:	:
2009 Q3	Europe	Cyprus	0	0	0	0	0
2009 Q3	Europe	Cyprus (Northern part of)	0	0	0	0	0
2009 Q3	Europe	Czech Republic	0	0	0	0	0
2009 Q3	Europe	Denmark	0	0	0	0	0
2009 Q3	Africa	Djibouti	1	0	0	0	0
2009 Q3	Americas	Dominica	0	0	0	0	0
2009 Q3	Americas	Dominican Republic	0	0	0	0	0
2009 Q3	Asia	East Timor	0	0	0	0	0
2009 Q3	Americas	Ecuador	0	0	0	0	0
2009 Q3	Africa	Egypt	11	7	1	6	0
2009 Q3	Americas	El Salvador	0	0	0	0	0
2009 Q3	Africa	Equatorial Guinea	1	1	1	0	0
2009 Q3	Africa	Eritrea	86	89	44	41	4



<i>Quarter</i>	<i>Geographical region</i>	<i>Country of nationality</i>	<i>Appeals received</i>	<i>Total appeals determined</i>	<i>Appeals allowed</i>	<i>Appeals dismissed</i>	<i>Appeals withdrawn</i>
2009 Q3	Europe	Estonia	0	0	0	0	0
2009 Q3	Africa	Ethiopia	17	14	2	12	0
2009 Q3	Americas	Falkland Islands (British)	0	0	0	0	0
2009 Q3	Europe	Faroe Islands	0	0	0	0	0
2009 Q3	Oceania	Fiji	0	0	0	0	0
2009 Q3	Europe	Finland	0	0	0	0	0
2009 Q3	Europe	Former Yugoslavia	2	1	1	0	0
2009 Q3	Europe	France	0	0	0	0	0
2009 Q3	Americas	French Guiana	0	0	0	0	0
2009 Q3	Oceania	French Polynesia	0	0	0	0	0
2009 Q3	Africa	Gabon	0	1	0	1	0
2009 Q3	Africa	Gambia, The	25	23	8	14	1
2009 Q3	Europe	Georgia	11	9	1	7	1
2009 Q3	Europe	Germany	0	0	0	0	0
2009 Q3	Africa	Ghana	14	10	2	8	0
2009 Q3	Europe	Gibraltar (British)	0	0	0	0	0
2009 Q3	Europe	Greece	0	0	0	0	0
2009 Q3	Europe	Greenland	0	0	0	0	0
2009 Q3	Americas	Grenada	0	0	0	0	0
2009 Q3	Americas	Guadeloupe	0	0	0	0	0
2009 Q3	Americas	Guam	0	0	0	0	0
2009 Q3	Americas	Guatemala	0	0	0	0	0
2009 Q3	Africa	Guinea	17	11	2	9	0
2009 Q3	Africa	Guinea-Bissau	0	0	0	0	0
2009 Q3	Americas	Guyana	3	2	0	2	0
2009 Q3	Americas	Haiti	1	1	1	0	0
2009 Q3	Oceania	Heard Island and McDonald Islands	0	0	0	0	0
2009 Q3	Americas	Honduras	0	0	0	0	0
2009 Q3	Asia	Hong Kong	0	0	0	0	0
2009 Q3	Europe	Hungary	0	0	0	0	0
2009 Q3	Europe	Iceland	0	0	0	0	0
2009 Q3	Asia	India	16	8	2	4	2
2009 Q3	Asia	Indonesia	0	0	0	0	0
2009 Q3	Middle East	Iran	401	267	67	194	6
2009 Q3	Middle East	Iraq	209	161	32	123	6
2009 Q3	Europe	Ireland	0	0	0	0	0
2009 Q3	Middle East	Israel	0	1	0	1	0
2009 Q3	Europe	Italy	0	0	0	0	0
2009 Q3	Africa	Ivory Coast	14	10	2	7	1
2009 Q3	Americas	Jamaica	22	22	1	19	2
2009 Q3	Asia	Japan	0	0	0	0	0
2009 Q3	Middle East	Jordan	3	2	0	1	1
2009 Q3	Europe	Kazakhstan	1	0	0	0	0
2009 Q3	Africa	Kenya	16	13	3	10	0
2009 Q3	Oceania	Kiribati	0	0	0	0	0
2009 Q3	Asia	Korea (North)	7	6	1	5	0
2009 Q3	Asia	Korea (South)	1	0	0	0	0
2009 Q3	Europe	Kosovo	8	4	0	4	0
2009 Q3	Middle East	Kuwait	20	14	0	14	0
2009 Q3	Europe	Kyrgyzstan	0	1	0	1	0

<i>Quarter</i>	<i>Geographical region</i>	<i>Country of nationality</i>	<i>Appeals received</i>	<i>Total appeals determined</i>	<i>Appeals allowed</i>	<i>Appeals dismissed</i>	<i>Appeals withdrawn</i>
2009 Q3	Asia	Laos	0	0	0	0	0
2009 Q3	Europe	Latvia	0	1	0	1	0
2009 Q3	Middle East	Lebanon	6	4	0	4	0
2009 Q3	Africa	Lesotho	1	2	0	1	1
2009 Q3	Africa	Liberia	2	3	0	3	0
2009 Q3	Africa	Libya	12	6	2	4	0
2009 Q3	Europe	Liechtenstein	0	0	0	0	0
2009 Q3	Europe	Lithuania	0	0	0	0	0
2009 Q3	Europe	Luxembourg	0	0	0	0	0
2009 Q3	Asia	Macau	0	0	0	0	0
2009 Q3	Europe	Macedonia	1	1	0	1	0
2009 Q3	Africa	Madagascar	0	0	0	0	0
2009 Q3	Africa	Malawi	34	30	3	26	1
2009 Q3	Asia	Malaysia	7	5	0	5	0
2009 Q3	Asia	Maldives	0	0	0	0	0
2009 Q3	Africa	Mali	0	0	0	0	0
2009 Q3	Europe	Malta	0	0	0	0	0
2009 Q3	Oceania	Marshall Islands	0	0	0	0	0
2009 Q3	Americas	Martinique	0	0	0	0	0
2009 Q3	Africa	Mauritania	0	1	0	1	0
2009 Q3	Africa	Mauritius	1	2	0	2	0
2009 Q3	Africa	Mayotte	0	0	0	0	0
2009 Q3	Americas	Mexico	0	0	0	0	0
2009 Q3	Oceania	Micronesia	0	0	0	0	0
2009 Q3	Europe	Moldova	1	1	0	1	0
2009 Q3	Europe	Monaco	0	0	0	0	0
2009 Q3	Asia	Mongolia	1	1	0	1	0
2009 Q3	Europe	Montenegro	0	0	0	0	0
2009 Q3	Americas	Montserrat (British)	0	0	0	0	0
2009 Q3	Africa	Morocco	8	7	1	6	0
2009 Q3	Africa	Mozambique	1	0	0	0	0
2009 Q3	Africa	Namibia	1	2	0	2	0
2009 Q3	Oceania	Nauru	0	0	0	0	0
2009 Q3	Asia	Nepal	0	0	0	0	0
2009 Q3	Europe	Netherlands	0	0	0	0	0
2009 Q3	Americas	Netherlands Antilles	0	0	0	0	0
2009 Q3	Oceania	New Caledonia	0	0	0	0	0
2009 Q3	Oceania	New Zealand	0	0	0	0	0
2009 Q3	Americas	Nicaragua	0	1	0	1	0
2009 Q3	Africa	Niger	0	2	0	2	0
2009 Q3	Africa	Nigeria	67	53	3	47	3
2009 Q3	Oceania	Niue	0	0	0	0	0
2009 Q3	Oceania	Norfolk Island	0	0	0	0	0
2009 Q3	Oceania	Northern Mariana Islands	0	0	0	0	0
2009 Q3	Europe	Norway	0	0	0	0	0
2009 Q3	Middle East	Occupied Palestinian Territories	33	30	3	27	0
2009 Q3	Middle East	Oman	0	0	0	0	0
2009 Q3	Other	Other and unknown	2	2	1	1	0
2009 Q3	Asia	Pakistan	264	242	30	204	8
2009 Q3	Oceania	Palau	0	0	0	0	0
2009 Q3	Americas	Panama	0	0	0	0	0
2009 Q3	Oceania	Papua New Guinea	0	0	0	0	0

<i>Quarter</i>	<i>Geographical region</i>	<i>Country of nationality</i>	<i>Appeals received</i>	<i>Total appeals determined</i>	<i>Appeals allowed</i>	<i>Appeals dismissed</i>	<i>Appeals withdrawn</i>
2009 Q3	Americas	Paraguay	0	0	0	0	0
2009 Q3	Americas	Peru	0	0	0	0	0
2009 Q3	Asia	Philippines	3	1	0	1	0
2009 Q3	Oceania	Pitcairn Islands (British)	0	0	0	0	0
2009 Q3	Europe	Poland	0	0	0	0	0
2009 Q3	Europe	Portugal	1	1	0	1	0
2009 Q3	Americas	Puerto Rico	0	0	0	0	0
2009 Q3	Middle East	Qatar	0	0	0	0	0
2009 Q3	Africa	Reunion	0	0	0	0	0
2009 Q3	Europe	Romania	0	0	0	0	0
2009 Q3	Europe	Russia	6	7	4	3	0
2009 Q3	Africa	Rwanda	5	5	2	2	1
2009 Q3	Oceania	Samoa	0	0	0	0	0
2009 Q3	Europe	San Marino	0	0	0	0	0
2009 Q3	Africa	Sao Tome and Principe	0	0	0	0	0
2009 Q3	Middle East	Saudi Arabia	2	3	1	1	1
2009 Q3	Africa	Senegal	3	4	1	3	0
2009 Q3	Europe	Serbia	0	0	0	0	0
2009 Q3	Europe	Serbia and Montenegro	:	:	:	:	:
2009 Q3	Africa	Seychelles	1	0	0	0	0
2009 Q3	Africa	Sierra Leone	12	8	0	7	1
2009 Q3	Asia	Singapore	0	0	0	0	0
2009 Q3	Europe	Slovakia	0	0	0	0	0
2009 Q3	Europe	Slovenia	0	0	0	0	0
2009 Q3	Oceania	Solomon Islands	0	0	0	0	0
2009 Q3	Africa	Somalia	147	96	52	37	7
2009 Q3	Africa	South Africa	24	16	0	15	1
2009 Q3	Americas	South Georgia and South Sandwich Islands	0	0	0	0	0
2009 Q3	Europe	Spain	0	0	0	0	0
2009 Q3	Asia	Sri Lanka	286	189	61	125	3
2009 Q3	Africa	St. Helena (British)	0	0	0	0	0
2009 Q3	Americas	St. Kitts and Nevis	0	0	0	0	0
2009 Q3	Americas	St. Lucia	1	1	0	1	0
2009 Q3	Americas	St. Maarten (Dutch Part)	:	:	:	:	:
2009 Q3	Americas	St. Martin (French Part)	:	:	:	:	:
2009 Q3	Americas	St. Pierre and Miquelon	0	0	0	0	0
2009 Q3	Americas	St. Vincent and the Grenadines	1	0	0	0	0
2009 Q3	Other	Stateless	19	18	14	4	0
2009 Q3	Africa	Sudan	32	21	7	13	1
2009 Q3	Americas	Surinam	0	0	0	0	0

<i>Quarter</i>	<i>Geographical region</i>	<i>Country of nationality</i>	<i>Appeals received</i>	<i>Total appeals determined</i>	<i>Appeals allowed</i>	<i>Appeals dismissed</i>	<i>Appeals withdrawn</i>
2009 Q3	Europe	Svalbard and Jan Mayen	0	0	0	0	0
2009 Q3	Africa	Swaziland	0	1	0	1	0
2009 Q3	Europe	Sweden	0	0	0	0	0
2009 Q3	Europe	Switzerland	0	0	0	0	0
2009 Q3	Middle East	Syria	31	16	7	8	1
2009 Q3	Asia	Taiwan	0	0	0	0	0
2009 Q3	Europe	Tajikistan	0	1	1	0	0
2009 Q3	Africa	Tanzania	9	2	1	1	0
2009 Q3	Asia	Thailand	1	0	0	0	0
2009 Q3	Africa	Togo	2	1	0	1	0
2009 Q3	Oceania	Tokelau	0	0	0	0	0
2009 Q3	Oceania	Tonga	0	0	0	0	0
2009 Q3	Americas	Trinidad and Tobago	5	5	0	5	0
2009 Q3	Africa	Tunisia	3	2	0	2	0
2009 Q3	Europe	Turkey	26	28	8	18	2
2009 Q3	Europe	Turkmenistan	0	0	0	0	0
2009 Q3	Americas	Turks and Caicos Islands (British)	0	0	0	0	0
2009 Q3	Oceania	Tuvalu	0	0	0	0	0
2009 Q3	Africa	Uganda	38	34	7	25	2
2009 Q3	Europe	Ukraine	7	0	0	0	0
2009 Q3	Middle East	United Arab Emirates	0	0	0	0	0
2009 Q3	Americas	United States	0	1	0	1	0
2009 Q3	Americas	Uruguay	0	0	0	0	0
2009 Q3	Europe	Uzbekistan	3	2	0	2	0
2009 Q3	Oceania	Vanuatu	0	0	0	0	0
2009 Q3	Europe	Vatican City	0	0	0	0	0
2009 Q3	Americas	Venezuela	0	0	0	0	0
2009 Q3	Asia	Vietnam	6	3	1	1	1
2009 Q3	Americas	Virgin Islands (British)	0	0	0	0	0
2009 Q3	Americas	Virgin Islands (US)	0	0	0	0	0
2009 Q3	Oceania	Wallis and Futuna	0	0	0	0	0
2009 Q3	Africa	Western Sahara	1	0	0	0	0
2009 Q3	Middle East	Yemen	7	8	2	6	0
2009 Q3	Africa	Zambia	8	6	0	6	0
2009 Q3	Africa	Zimbabwe	1,856	1,620	694	867	59
2009 Q4	Total	*Total	4,405	4,096	1,233	2,712	151
2009 Q4	Africa	*Total	1,745	1,799	680	1,039	80
2009 Q4	Americas	*Total Americas	45	35	8	24	3
2009 Q4	Asia	*Total Asia	1,497	1,267	296	932	39
2009 Q4	Europe	*Total Europe	97	94	18	70	6
2009 Q4	Middle East	*Total Middle East	1,005	888	224	641	23
2009 Q4	Oceania	*Total Oceania	0	0	0	0	0

<i>Quarter</i>	<i>Geographical region</i>	<i>Country of nationality</i>	<i>Appeals received</i>	<i>Total appeals determined</i>	<i>Appeals allowed</i>	<i>Appeals dismissed</i>	<i>Appeals withdrawn</i>
2009 Q4	Other	*Total					
		Other	16	13	7	6	0
2009 Q4	Asia	Afghanistan	487	421	91	316	14
2009 Q4	Europe	Albania	23	21	5	15	1
2009 Q4	Africa	Algeria	20	22	1	21	0
2009 Q4	Oceania	American Samoa	0	0	0	0	0
2009 Q4	Europe	Andorra	0	0	0	0	0
2009 Q4	Africa	Angola	13	9	3	6	0
2009 Q4	Americas	Anguilla (British)	0	0	0	0	0
2009 Q4	Americas	Antigua and Barbuda	0	0	0	0	0
2009 Q4	Americas	Argentina	0	0	0	0	0
2009 Q4	Europe	Armenia	1	0	0	0	0
2009 Q4	Americas	Aruba	0	0	0	0	0
2009 Q4	Oceania	Australia	0	0	0	0	0
2009 Q4	Europe	Austria	0	0	0	0	0
2009 Q4	Europe	Azerbaijan	1	6	0	4	2
2009 Q4	Americas	Bahamas, The	0	0	0	0	0
2009 Q4	Middle East	Bahrain	0	0	0	0	0
2009 Q4	Asia	Bangladesh	68	59	0	54	5
2009 Q4	Americas	Barbados	1	1	0	1	0
2009 Q4	Europe	Belarus	3	3	1	2	0
2009 Q4	Europe	Belgium	0	0	0	0	0
2009 Q4	Americas	Belize	0	0	0	0	0
2009 Q4	Africa	Benin	2	2	0	2	0
2009 Q4	Americas	Bermuda (British)	0	0	0	0	0
2009 Q4	Asia	Bhutan	5	4	1	3	0
2009 Q4	Americas	Bolivia	1	0	0	0	0
2009 Q4	Americas	Bonaire, Saint Eustatius and Saba	:	:	:	:	:
2009 Q4	Europe	Bosnia and Herzegovina	1	0	0	0	0
2009 Q4	Africa	Botswana	2	0	0	0	0
2009 Q4	Americas	Brazil	2	3	0	3	0
2009 Q4	Other	British overseas citizens	1	0	0	0	0
2009 Q4	Asia	Brunei	0	0	0	0	0
2009 Q4	Europe	Bulgaria	0	0	0	0	0
2009 Q4	Africa	Burkina Faso	0	0	0	0	0
2009 Q4	Asia	Burma	39	29	16	11	2
2009 Q4	Africa	Burundi	7	4	1	3	0
2009 Q4	Asia	Cambodia	0	0	0	0	0
2009 Q4	Africa	Cameroon	30	21	8	11	2
2009 Q4	Americas	Canada	1	1	0	1	0
2009 Q4	Africa	Cape Verde	0	0	0	0	0
2009 Q4	Americas	Cayman Islands (British)	0	0	0	0	0
2009 Q4	Africa	Central African Republic	1	0	0	0	0
2009 Q4	Africa	Chad	6	2	2	0	0
2009 Q4	Americas	Chile	0	0	0	0	0
2009 Q4	Asia	China	199	181	26	154	1
2009 Q4	Oceania	Christmas Island	0	0	0	0	0

<i>Quarter</i>	<i>Geographical region</i>	<i>Country of nationality</i>	<i>Appeals received</i>	<i>Total appeals determined</i>	<i>Appeals allowed</i>	<i>Appeals dismissed</i>	<i>Appeals withdrawn</i>
2009 Q4	Oceania	Cocos (Keeling) Islands	0	0	0	0	0
2009 Q4	Americas	Colombia	1	2	1	1	0
2009 Q4	Africa	Comoros	0	0	0	0	0
2009 Q4	Africa	Congo	7	5	0	5	0
2009 Q4	Africa	Congo (Democratic Republic)	54	37	6	31	0
2009 Q4	Oceania	Cook Islands	0	0	0	0	0
2009 Q4	Americas	Costa Rica	0	0	0	0	0
2009 Q4	Europe	Croatia	0	0	0	0	0
2009 Q4	Americas	Cuba	1	1	0	1	0
2009 Q4	Americas	Curacao	:	:	:	:	:
2009 Q4	Europe	Cyprus	0	0	0	0	0
2009 Q4	Europe	Cyprus (Northern part of)	0	1	0	0	1
2009 Q4	Europe	Czech Republic	0	0	0	0	0
2009 Q4	Europe	Denmark	0	0	0	0	0
2009 Q4	Africa	Djibouti	0	0	0	0	0
2009 Q4	Americas	Dominica	0	0	0	0	0
2009 Q4	Americas	Dominican Republic	0	0	0	0	0
2009 Q4	Asia	East Timor	0	0	0	0	0
2009 Q4	Americas	Ecuador	0	0	0	0	0
2009 Q4	Africa	Egypt	12	11	1	9	1
2009 Q4	Americas	El Salvador	0	0	0	0	0
2009 Q4	Africa	Equatorial Guinea	0	0	0	0	0
2009 Q4	Africa	Eritrea	89	96	37	58	1
2009 Q4	Europe	Estonia	0	0	0	0	0
2009 Q4	Africa	Ethiopia	34	25	7	17	1
2009 Q4	Americas	Falkland Islands (British)	0	0	0	0	0
2009 Q4	Europe	Faroe Islands	0	0	0	0	0
2009 Q4	Oceania	Fiji	0	0	0	0	0
2009 Q4	Europe	Finland	0	0	0	0	0
2009 Q4	Europe	Former Yugoslavia	0	2	0	2	0
2009 Q4	Europe	France	0	0	0	0	0
2009 Q4	Americas	French Guiana	0	0	0	0	0
2009 Q4	Oceania	French Polynesia	0	0	0	0	0
2009 Q4	Africa	Gabon	0	0	0	0	0
2009 Q4	Africa	Gambia, The	37	22	4	18	0
2009 Q4	Europe	Georgia	17	11	1	10	0
2009 Q4	Europe	Germany	0	0	0	0	0
2009 Q4	Africa	Ghana	18	11	1	10	0
2009 Q4	Europe	Gibraltar (British)	0	0	0	0	0
2009 Q4	Europe	Greece	0	0	0	0	0
2009 Q4	Europe	Greenland	0	0	0	0	0
2009 Q4	Americas	Grenada	1	0	0	0	0
2009 Q4	Americas	Guadeloupe	0	0	0	0	0
2009 Q4	Americas	Guam	0	0	0	0	0
2009 Q4	Americas	Guatemala	0	0	0	0	0
2009 Q4	Africa	Guinea	21	13	2	11	0

<i>Quarter</i>	<i>Geographical region</i>	<i>Country of nationality</i>	<i>Appeals received</i>	<i>Total appeals determined</i>	<i>Appeals allowed</i>	<i>Appeals dismissed</i>	<i>Appeals withdrawn</i>
2009 Q4	Africa	Guinea-Bissau	1	0	0	0	0
2009 Q4	Americas	Guyana	1	2	0	1	1
2009 Q4	Americas	Haiti	0	0	0	0	0
2009 Q4	Oceania	Heard Island and McDonald Islands	0	0	0	0	0
2009 Q4	Americas	Honduras	0	0	0	0	0
2009 Q4	Asia	Hong Kong	0	0	0	0	0
2009 Q4	Europe	Hungary	0	0	0	0	0
2009 Q4	Europe	Iceland	0	0	0	0	0
2009 Q4	Asia	India	22	16	3	12	1
2009 Q4	Asia	Indonesia	0	0	0	0	0
2009 Q4	Middle East	Iran	554	513	162	343	8
2009 Q4	Middle East	Iraq	321	282	40	234	8
2009 Q4	Europe	Ireland	0	0	0	0	0
2009 Q4	Middle East	Israel	1	0	0	0	0
2009 Q4	Europe	Italy	0	0	0	0	0
2009 Q4	Africa	Ivory Coast	10	8	0	8	0
2009 Q4	Americas	Jamaica	25	17	5	11	1
2009 Q4	Asia	Japan	0	0	0	0	0
2009 Q4	Middle East	Jordan	3	3	0	2	1
2009 Q4	Europe	Kazakhstan	0	1	0	1	0
2009 Q4	Africa	Kenya	20	13	2	11	0
2009 Q4	Oceania	Kiribati	0	0	0	0	0
2009 Q4	Asia	Korea (North)	15	9	2	5	2
2009 Q4	Asia	Korea (South)	2	2	0	1	1
2009 Q4	Europe	Kosovo	3	3	1	2	0
2009 Q4	Middle East	Kuwait	20	19	3	15	1
2009 Q4	Europe	Kyrgyzstan	0	1	0	1	0
2009 Q4	Asia	Laos	0	0	0	0	0
2009 Q4	Europe	Latvia	0	0	0	0	0
2009 Q4	Middle East	Lebanon	6	8	3	5	0
2009 Q4	Africa	Lesotho	0	0	0	0	0
2009 Q4	Africa	Liberia	3	4	0	4	0
2009 Q4	Africa	Libya	13	11	4	7	0
2009 Q4	Europe	Liechtenstein	0	0	0	0	0
2009 Q4	Europe	Lithuania	0	0	0	0	0
2009 Q4	Europe	Luxembourg	0	0	0	0	0
2009 Q4	Asia	Macau	0	0	0	0	0
2009 Q4	Europe	Macedonia	0	0	0	0	0
2009 Q4	Africa	Madagascar	0	0	0	0	0
2009 Q4	Africa	Malawi	26	22	2	19	1
2009 Q4	Asia	Malaysia	2	5	0	5	0
2009 Q4	Asia	Maldives	0	0	0	0	0
2009 Q4	Africa	Mali	1	0	0	0	0
2009 Q4	Europe	Malta	0	0	0	0	0
2009 Q4	Oceania	Marshall Islands	0	0	0	0	0
2009 Q4	Americas	Martinique	0	0	0	0	0
2009 Q4	Africa	Mauritania	1	0	0	0	0
2009 Q4	Africa	Mauritius	1	0	0	0	0
2009 Q4	Africa	Mayotte	0	0	0	0	0
2009 Q4	Americas	Mexico	1	1	0	1	0
2009 Q4	Oceania	Micronesia	0	0	0	0	0
2009 Q4	Europe	Moldova	0	0	0	0	0
2009 Q4	Europe	Monaco	0	0	0	0	0
2009 Q4	Asia	Mongolia	6	1	0	1	0
2009 Q4	Europe	Montenegro	0	0	0	0	0
2009 Q4	Americas	Montserrat (British)	0	0	0	0	0

<i>Quarter</i>	<i>Geographical region</i>	<i>Country of nationality</i>	<i>Appeals received</i>	<i>Total appeals determined</i>	<i>Appeals allowed</i>	<i>Appeals dismissed</i>	<i>Appeals withdrawn</i>
2009 Q4	Africa	Morocco	5	4	1	3	0
2009 Q4	Africa	Mozambique	0	0	0	0	0
2009 Q4	Africa	Namibia	5	3	0	2	1
2009 Q4	Oceania	Nauru	0	0	0	0	0
2009 Q4	Asia	Nepal	6	3	0	3	0
2009 Q4	Europe	Netherlands	0	0	0	0	0
2009 Q4	Americas	Netherlands Antilles	0	0	0	0	0
2009 Q4	Oceania	New Caledonia	0	0	0	0	0
2009 Q4	Oceania	New Zealand	0	0	0	0	0
2009 Q4	Americas	Nicaragua	1	0	0	0	0
2009 Q4	Africa	Niger	0	0	0	0	0
2009 Q4	Africa	Nigeria	81	50	5	42	3
2009 Q4	Oceania	Niue	0	0	0	0	0
2009 Q4	Oceania	Norfolk Island	0	0	0	0	0
2009 Q4	Oceania	Northern Mariana Islands	0	0	0	0	0
2009 Q4	Europe	Norway	0	0	0	0	0
2009 Q4	Middle East	Occupied Palestinian Territories	45	31	5	22	4
2009 Q4	Middle East	Oman	0	0	0	0	0
2009 Q4	Other	Other and unknown	1	1	0	1	0
2009 Q4	Asia	Pakistan	269	227	33	189	5
2009 Q4	Oceania	Palau	0	0	0	0	0
2009 Q4	Americas	Panama	0	0	0	0	0
2009 Q4	Oceania	Papua New Guinea	0	0	0	0	0
2009 Q4	Americas	Paraguay	0	0	0	0	0
2009 Q4	Americas	Peru	0	0	0	0	0
2009 Q4	Asia	Philippines	0	1	1	0	0
2009 Q4	Oceania	Pitcairn Islands (British)	0	0	0	0	0
2009 Q4	Europe	Poland	0	0	0	0	0
2009 Q4	Europe	Portugal	0	0	0	0	0
2009 Q4	Americas	Puerto Rico	0	0	0	0	0
2009 Q4	Middle East	Qatar	0	1	0	1	0
2009 Q4	Africa	Reunion	0	0	0	0	0
2009 Q4	Europe	Romania	0	0	0	0	0
2009 Q4	Europe	Russia	12	6	1	5	0
2009 Q4	Africa	Rwanda	7	4	0	3	1
2009 Q4	Oceania	Samoa	0	0	0	0	0
2009 Q4	Europe	San Marino	0	0	0	0	0
2009 Q4	Africa	Sao Tome and Principe	0	0	0	0	0
2009 Q4	Middle East	Saudi Arabia	5	3	3	0	0
2009 Q4	Africa	Senegal	8	1	0	1	0
2009 Q4	Europe	Serbia	0	0	0	0	0
2009 Q4	Europe	Serbia and Montenegro	:	:	:	:	:
2009 Q4	Africa	Seychelles	0	1	0	1	0
2009 Q4	Africa	Sierra Leone	17	12	1	9	2
2009 Q4	Asia	Singapore	0	0	0	0	0
2009 Q4	Europe	Slovakia	0	0	0	0	0
2009 Q4	Europe	Slovenia	0	0	0	0	0



<i>Quarter</i>	<i>Geographical region</i>	<i>Country of nationality</i>	<i>Appeals received</i>	<i>Total appeals determined</i>	<i>Appeals allowed</i>	<i>Appeals dismissed</i>	<i>Appeals withdrawn</i>
2009 Q4	Oceania	Solomon Islands	0	0	0	0	0
2009 Q4	Africa	Somalia	183	135	73	57	5
2009 Q4	Africa	South Africa	19	19	4	15	0
2009 Q4	Americas	South Georgia and South Sandwich Islands	0	0	0	0	0
2009 Q4	Europe	Spain	0	0	0	0	0
2009 Q4	Asia	Sri Lanka	361	300	121	172	7
2009 Q4	Africa	St. Helena (British)	0	0	0	0	0
2009 Q4	Americas	St. Kitts and Nevis	0	0	0	0	0
2009 Q4	Americas	St. Lucia	2	1	0	1	0
2009 Q4	Americas	St. Maarten (Dutch Part)	:	:	:	:	:
2009 Q4	Americas	St. Martin (French Part)	:	:	:	:	:
2009 Q4	Americas	St. Pierre and Miquelon	0	0	0	0	0
2009 Q4	Americas	St. Vincent and the Grenadines	1	1	0	1	0
2009 Q4	Other	Stateless	14	12	7	5	0
2009 Q4	Africa	Sudan	49	39	12	11	16
2009 Q4	Americas	Surinam	0	0	0	0	0
2009 Q4	Europe	Svalbard and Jan Mayen	0	0	0	0	0
2009 Q4	Africa	Swaziland	2	2	0	2	0
2009 Q4	Europe	Sweden	0	0	0	0	0
2009 Q4	Europe	Switzerland	0	0	0	0	0
2009 Q4	Middle East	Syria	36	22	5	17	0
2009 Q4	Asia	Taiwan	0	0	0	0	0
2009 Q4	Europe	Tajikistan	0	0	0	0	0
2009 Q4	Africa	Tanzania	8	13	0	13	0
2009 Q4	Asia	Thailand	1	2	1	1	0
2009 Q4	Africa	Togo	4	1	1	0	0
2009 Q4	Oceania	Tokelau	0	0	0	0	0
2009 Q4	Oceania	Tonga	0	0	0	0	0
2009 Q4	Americas	Trinidad and Tobago	3	3	1	1	1
2009 Q4	Africa	Tunisia	6	5	0	5	0
2009 Q4	Europe	Turkey	26	30	8	20	2
2009 Q4	Europe	Turkmenistan	4	4	1	3	0
2009 Q4	Americas	Turks and Caicos Islands (British)	0	0	0	0	0
2009 Q4	Oceania	Tuvalu	0	0	0	0	0
2009 Q4	Africa	Uganda	35	28	3	24	1
2009 Q4	Europe	Ukraine	3	5	0	5	0
2009 Q4	Middle East	United Arab Emirates	1	1	0	1	0
2009 Q4	Americas	United States	2	1	0	1	0
2009 Q4	Americas	Uruguay	0	0	0	0	0

<i>Quarter</i>	<i>Geographical region</i>	<i>Country of nationality</i>	<i>Appeals received</i>	<i>Total appeals determined</i>	<i>Appeals allowed</i>	<i>Appeals dismissed</i>	<i>Appeals withdrawn</i>
2009 Q4	Europe	Uzbekistan	3	0	0	0	0
2009 Q4	Oceania	Vanuatu	0	0	0	0	0
2009 Q4	Europe	Vatican City	0	0	0	0	0
2009 Q4	Americas	Venezuela	1	1	1	0	0
2009 Q4	Asia	Vietnam	15	7	1	5	1
2009 Q4	Americas	Virgin Islands (British)	0	0	0	0	0
2009 Q4	Americas	Virgin Islands (US)	0	0	0	0	0
2009 Q4	Oceania	Wallis and Futuna	0	0	0	0	0
2009 Q4	Africa	Western Sahara	1	1	1	0	0
2009 Q4	Middle East	Yemen	13	5	3	1	1
2009 Q4	Africa	Zambia	4	5	1	4	0
2009 Q4	Africa	Zimbabwe	882	1,138	497	596	45
2010 Q1	Total	*Total	3,750	4,121	1,163	2,797	161
2010 Q1	Africa	*Total	1,403	1,678	558	1,042	78
2010 Q1	Americas	*Total	42	37	7	26	4
2010 Q1	Asia	*Total Asia	1,393	1,392	297	1,043	52
2010 Q1	Europe	*Total	112	110	36	68	6
2010 Q1	Middle East	*Total	780	886	253	612	21
2010 Q1	Oceania	*Total	1	0	0	0	0
2010 Q1	Other	*Total	19	18	12	6	0
2010 Q1	Asia	Afghanistan	439	440	84	341	15
2010 Q1	Europe	Albania	20	26	8	17	1
2010 Q1	Africa	Algeria	31	24	4	18	2
2010 Q1	Oceania	American Samoa	0	0	0	0	0
2010 Q1	Europe	Andorra	0	0	0	0	0
2010 Q1	Africa	Angola	10	7	2	4	1
2010 Q1	Americas	Anguilla (British)	0	0	0	0	0
2010 Q1	Americas	Antigua and Barbuda	0	0	0	0	0
2010 Q1	Americas	Argentina	0	0	0	0	0
2010 Q1	Europe	Armenia	5	0	0	0	0
2010 Q1	Americas	Aruba	0	0	0	0	0
2010 Q1	Oceania	Australia	0	0	0	0	0
2010 Q1	Europe	Austria	0	0	0	0	0
2010 Q1	Europe	Azerbaijan	3	4	2	2	0
2010 Q1	Americas	Bahamas, The	0	0	0	0	0
2010 Q1	Middle East	Bahrain	0	0	0	0	0
2010 Q1	Asia	Bangladesh	78	80	3	73	4
2010 Q1	Americas	Barbados	0	0	0	0	0
2010 Q1	Europe	Belarus	2	2	0	2	0
2010 Q1	Europe	Belgium	0	0	0	0	0
2010 Q1	Americas	Belize	0	0	0	0	0
2010 Q1	Africa	Benin	1	1	1	0	0
2010 Q1	Americas	Bermuda (British)	0	0	0	0	0
2010 Q1	Asia	Bhutan	5	4	2	2	0
2010 Q1	Americas	Bolivia	1	1	0	1	0

<i>Quarter</i>	<i>Geographical region</i>	<i>Country of nationality</i>	<i>Appeals received</i>	<i>Total appeals determined</i>	<i>Appeals allowed</i>	<i>Appeals dismissed</i>	<i>Appeals withdrawn</i>
2010 Q1	Americas	Bonaire, Saint Eustatius and Saba	:	:	:	:	:
2010 Q1	Europe	Bosnia and Herzegovina	0	1	0	1	0
2010 Q1	Africa	Botswana	2	4	1	3	0
2010 Q1	Americas	Brazil	2	1	0	1	0
2010 Q1	Other	British overseas citizens	0	1	0	1	0
2010 Q1	Asia	Brunei	0	0	0	0	0
2010 Q1	Europe	Bulgaria	0	0	0	0	0
2010 Q1	Africa	Burkina Faso	1	1	1	0	0
2010 Q1	Asia	Burma	36	38	20	14	4
2010 Q1	Africa	Burundi	6	6	2	4	0
2010 Q1	Asia	Cambodia	0	0	0	0	0
2010 Q1	Africa	Cameroon	25	28	7	18	3
2010 Q1	Americas	Canada	0	0	0	0	0
2010 Q1	Africa	Cape Verde	0	0	0	0	0
2010 Q1	Americas	Cayman Islands (British)	0	0	0	0	0
2010 Q1	Africa	Central African Republic	0	1	0	1	0
2010 Q1	Africa	Chad	3	5	1	4	0
2010 Q1	Americas	Chile	1	0	0	0	0
2010 Q1	Asia	China	182	166	23	141	2
2010 Q1	Oceania	Christmas Island	0	0	0	0	0
2010 Q1	Oceania	Cocos (Keeling) Islands	0	0	0	0	0
2010 Q1	Americas	Colombia	2	1	1	0	0
2010 Q1	Africa	Comoros	0	0	0	0	0
2010 Q1	Africa	Congo	7	8	2	6	0
2010 Q1	Africa	Congo (Democratic Republic)	40	48	14	31	3
2010 Q1	Oceania	Cook Islands	0	0	0	0	0
2010 Q1	Americas	Costa Rica	0	0	0	0	0
2010 Q1	Europe	Croatia	1	0	0	0	0
2010 Q1	Americas	Cuba	0	0	0	0	0
2010 Q1	Americas	Curacao	:	:	:	:	:
2010 Q1	Europe	Cyprus	0	0	0	0	0
2010 Q1	Europe	Cyprus (Northern part of)	0	0	0	0	0
2010 Q1	Europe	Czech Republic	0	0	0	0	0
2010 Q1	Europe	Denmark	0	0	0	0	0
2010 Q1	Africa	Djibouti	0	0	0	0	0
2010 Q1	Americas	Dominica	0	0	0	0	0
2010 Q1	Americas	Dominican Republic	1	1	0	1	0
2010 Q1	Asia	East Timor	0	0	0	0	0
2010 Q1	Americas	Ecuador	1	0	0	0	0
2010 Q1	Africa	Egypt	14	15	3	12	0
2010 Q1	Americas	El Salvador	0	0	0	0	0
2010 Q1	Africa	Equatorial Guinea	0	0	0	0	0
2010 Q1	Africa	Eritrea	68	68	25	39	4

<i>Quarter</i>	<i>Geographical region</i>	<i>Country of nationality</i>	<i>Appeals received</i>	<i>Total appeals determined</i>	<i>Appeals allowed</i>	<i>Appeals dismissed</i>	<i>Appeals withdrawn</i>
2010 Q1	Europe	Estonia	0	0	0	0	0
2010 Q1	Africa	Ethiopia	26	32	9	23	0
2010 Q1	Americas	Falkland Islands (British)	0	0	0	0	0
2010 Q1	Europe	Faroe Islands	0	0	0	0	0
2010 Q1	Oceania	Fiji	1	0	0	0	0
2010 Q1	Europe	Finland	0	0	0	0	0
2010 Q1	Europe	Former Yugoslavia	0	0	0	0	0
2010 Q1	Europe	France	0	0	0	0	0
2010 Q1	Americas	French Guiana	0	0	0	0	0
2010 Q1	Oceania	French Polynesia	0	0	0	0	0
2010 Q1	Africa	Gabon	0	0	0	0	0
2010 Q1	Africa	Gambia, The	45	42	12	27	3
2010 Q1	Europe	Georgia	15	18	4	14	0
2010 Q1	Europe	Germany	0	0	0	0	0
2010 Q1	Africa	Ghana	17	16	3	11	2
2010 Q1	Europe	Gibraltar (British)	0	0	0	0	0
2010 Q1	Europe	Greece	0	0	0	0	0
2010 Q1	Europe	Greenland	0	0	0	0	0
2010 Q1	Americas	Grenada	2	2	0	1	1
2010 Q1	Americas	Guadeloupe	0	0	0	0	0
2010 Q1	Americas	Guam	0	0	0	0	0
2010 Q1	Americas	Guatemala	1	1	0	1	0
2010 Q1	Africa	Guinea	28	27	9	18	0
2010 Q1	Africa	Guinea-Bissau	0	1	0	1	0
2010 Q1	Americas	Guyana	0	0	0	0	0
2010 Q1	Americas	Haiti	1	0	0	0	0
2010 Q1	Oceania	Heard Island and McDonald Islands	0	0	0	0	0
2010 Q1	Americas	Honduras	2	2	0	2	0
2010 Q1	Asia	Hong Kong	0	0	0	0	0
2010 Q1	Europe	Hungary	0	0	0	0	0
2010 Q1	Europe	Iceland	0	0	0	0	0
2010 Q1	Asia	India	17	20	4	16	0
2010 Q1	Asia	Indonesia	0	0	0	0	0
2010 Q1	Middle East	Iran	464	518	183	325	10
2010 Q1	Middle East	Iraq	192	243	50	188	5
2010 Q1	Europe	Ireland	0	0	0	0	0
2010 Q1	Middle East	Israel	1	1	0	1	0
2010 Q1	Europe	Italy	0	0	0	0	0
2010 Q1	Africa	Ivory Coast	7	12	5	6	1
2010 Q1	Americas	Jamaica	24	22	5	14	3
2010 Q1	Asia	Japan	0	0	0	0	0
2010 Q1	Middle East	Jordan	3	3	0	2	1
2010 Q1	Europe	Kazakhstan	0	0	0	0	0
2010 Q1	Africa	Kenya	26	19	5	14	0
2010 Q1	Oceania	Kiribati	0	0	0	0	0
2010 Q1	Asia	Korea (North)	10	15	5	9	1
2010 Q1	Asia	Korea (South)	2	1	0	1	0
2010 Q1	Europe	Kosovo	3	6	1	5	0
2010 Q1	Middle East	Kuwait	12	8	0	8	0
2010 Q1	Europe	Kyrgyzstan	2	1	0	1	0

<i>Quarter</i>	<i>Geographical region</i>	<i>Country of nationality</i>	<i>Appeals received</i>	<i>Total appeals determined</i>	<i>Appeals allowed</i>	<i>Appeals dismissed</i>	<i>Appeals withdrawn</i>
2010 Q1	Asia	Laos	0	0	0	0	0
2010 Q1	Europe	Latvia	0	0	0	0	0
2010 Q1	Middle East	Lebanon	10	4	0	4	0
2010 Q1	Africa	Lesotho	0	0	0	0	0
2010 Q1	Africa	Liberia	4	3	0	2	1
2010 Q1	Africa	Libya	21	19	4	15	0
2010 Q1	Europe	Liechtenstein	0	0	0	0	0
2010 Q1	Europe	Lithuania	0	0	0	0	0
2010 Q1	Europe	Luxembourg	0	0	0	0	0
2010 Q1	Asia	Macau	0	0	0	0	0
2010 Q1	Europe	Macedonia	0	0	0	0	0
2010 Q1	Africa	Madagascar	0	0	0	0	0
2010 Q1	Africa	Malawi	29	33	2	29	2
2010 Q1	Asia	Malaysia	4	5	1	4	0
2010 Q1	Asia	Maldives	1	1	0	1	0
2010 Q1	Africa	Mali	1	1	0	1	0
2010 Q1	Europe	Malta	0	0	0	0	0
2010 Q1	Oceania	Marshall Islands	0	0	0	0	0
2010 Q1	Americas	Martinique	0	0	0	0	0
2010 Q1	Africa	Mauritania	0	0	0	0	0
2010 Q1	Africa	Mauritius	2	2	0	1	1
2010 Q1	Africa	Mayotte	0	0	0	0	0
2010 Q1	Americas	Mexico	0	0	0	0	0
2010 Q1	Oceania	Micronesia	0	0	0	0	0
2010 Q1	Europe	Moldova	1	1	1	0	0
2010 Q1	Europe	Monaco	0	0	0	0	0
2010 Q1	Asia	Mongolia	3	6	1	4	1
2010 Q1	Europe	Montenegro	0	0	0	0	0
2010 Q1	Americas	Montserrat (British)	0	0	0	0	0
2010 Q1	Africa	Morocco	10	8	3	5	0
2010 Q1	Africa	Mozambique	0	0	0	0	0
2010 Q1	Africa	Namibia	1	3	0	3	0
2010 Q1	Oceania	Nauru	0	0	0	0	0
2010 Q1	Asia	Nepal	3	4	1	3	0
2010 Q1	Europe	Netherlands	0	0	0	0	0
2010 Q1	Americas	Netherlands Antilles	0	0	0	0	0
2010 Q1	Oceania	New Caledonia	0	0	0	0	0
2010 Q1	Oceania	New Zealand	0	0	0	0	0
2010 Q1	Americas	Nicaragua	0	1	0	1	0
2010 Q1	Africa	Niger	0	0	0	0	0
2010 Q1	Africa	Nigeria	102	93	13	74	6
2010 Q1	Oceania	Niue	0	0	0	0	0
2010 Q1	Oceania	Norfolk Island	0	0	0	0	0
2010 Q1	Oceania	Northern Mariana Islands	0	0	0	0	0
2010 Q1	Europe	Norway	0	0	0	0	0
2010 Q1	Middle East	Occupied Palestinian Territories	37	48	1	45	2
2010 Q1	Middle East	Oman	0	0	0	0	0
2010 Q1	Other	Other and unknown	1	1	0	1	0
2010 Q1	Asia	Pakistan	279	287	35	242	10
2010 Q1	Oceania	Palau	0	0	0	0	0
2010 Q1	Americas	Panama	0	0	0	0	0
2010 Q1	Oceania	Papua New Guinea	0	0	0	0	0

<i>Quarter</i>	<i>Geographical region</i>	<i>Country of nationality</i>	<i>Appeals received</i>	<i>Total appeals determined</i>	<i>Appeals allowed</i>	<i>Appeals dismissed</i>	<i>Appeals withdrawn</i>
2010 Q1	Americas	Paraguay	0	0	0	0	0
2010 Q1	Americas	Peru	0	0	0	0	0
2010 Q1	Asia	Philippines	1	1	0	1	0
2010 Q1	Oceania	Pitcairn Islands (British)	0	0	0	0	0
2010 Q1	Europe	Poland	0	0	0	0	0
2010 Q1	Europe	Portugal	0	0	0	0	0
2010 Q1	Americas	Puerto Rico	0	0	0	0	0
2010 Q1	Middle East	Qatar	0	0	0	0	0
2010 Q1	Africa	Reunion	0	0	0	0	0
2010 Q1	Europe	Romania	0	0	0	0	0
2010 Q1	Europe	Russia	13	13	2	9	2
2010 Q1	Africa	Rwanda	7	7	1	5	1
2010 Q1	Oceania	Samoa	0	0	0	0	0
2010 Q1	Europe	San Marino	0	0	0	0	0
2010 Q1	Africa	Sao Tome and Principe	0	0	0	0	0
2010 Q1	Middle East	Saudi Arabia	2	4	2	1	1
2010 Q1	Africa	Senegal	4	7	1	6	0
2010 Q1	Europe	Serbia	0	0	0	0	0
2010 Q1	Europe	Serbia and Montenegro	:	:	:	:	:
2010 Q1	Africa	Seychelles	1	1	0	0	1
2010 Q1	Africa	Sierra Leone	16	17	4	13	0
2010 Q1	Asia	Singapore	0	0	0	0	0
2010 Q1	Europe	Slovakia	1	0	0	0	0
2010 Q1	Europe	Slovenia	0	0	0	0	0
2010 Q1	Oceania	Solomon Islands	0	0	0	0	0
2010 Q1	Africa	Somalia	142	168	85	71	12
2010 Q1	Africa	South Africa	17	22	3	19	0
2010 Q1	Americas	South Georgia and South Sandwich Islands	0	0	0	0	0
2010 Q1	Europe	Spain	0	0	0	0	0
2010 Q1	Asia	Sri Lanka	319	310	113	183	14
2010 Q1	Africa	St. Helena (British)	0	0	0	0	0
2010 Q1	Americas	St. Kitts and Nevis	0	0	0	0	0
2010 Q1	Americas	St. Lucia	1	2	1	1	0
2010 Q1	Americas	St. Maarten (Dutch Part)	:	:	:	:	:
2010 Q1	Americas	St. Martin (French Part)	:	:	:	:	:
2010 Q1	Americas	St. Pierre and Miquelon	0	0	0	0	0
2010 Q1	Americas	St. Vincent and the Grenadines	1	1	0	1	0
2010 Q1	Other	Stateless	18	16	12	4	0
2010 Q1	Africa	Sudan	22	29	10	15	4
2010 Q1	Americas	Surinam	0	0	0	0	0

<i>Quarter</i>	<i>Geographical region</i>	<i>Country of nationality</i>	<i>Appeals received</i>	<i>Total appeals determined</i>	<i>Appeals allowed</i>	<i>Appeals dismissed</i>	<i>Appeals withdrawn</i>
2010 Q1	Europe	Svalbard and Jan Mayen	0	0	0	0	0
2010 Q1	Africa	Swaziland	3	2	1	1	0
2010 Q1	Europe	Sweden	0	0	0	0	0
2010 Q1	Europe	Switzerland	0	0	0	0	0
2010 Q1	Middle East	Syria	44	43	14	27	2
2010 Q1	Asia	Taiwan	1	1	0	1	0
2010 Q1	Europe	Tajikistan	0	0	0	0	0
2010 Q1	Africa	Tanzania	8	10	0	9	1
2010 Q1	Asia	Thailand	2	1	0	1	0
2010 Q1	Africa	Togo	1	5	1	4	0
2010 Q1	Oceania	Tokelau	0	0	0	0	0
2010 Q1	Oceania	Tonga	0	0	0	0	0
2010 Q1	Americas	Trinidad and Tobago	1	2	0	2	0
2010 Q1	Africa	Tunisia	4	6	2	4	0
2010 Q1	Europe	Turkey	37	31	16	12	3
2010 Q1	Europe	Turkmenistan	1	1	0	1	0
2010 Q1	Americas	Turks and Caicos Islands (British)	0	0	0	0	0
2010 Q1	Oceania	Tuvalu	0	0	0	0	0
2010 Q1	Africa	Uganda	54	46	18	27	1
2010 Q1	Europe	Ukraine	4	2	0	2	0
2010 Q1	Middle East	United Arab Emirates	0	0	0	0	0
2010 Q1	Americas	United States	0	0	0	0	0
2010 Q1	Americas	Uruguay	0	0	0	0	0
2010 Q1	Europe	Uzbekistan	4	4	2	2	0
2010 Q1	Oceania	Vanuatu	0	0	0	0	0
2010 Q1	Europe	Vatican City	0	0	0	0	0
2010 Q1	Americas	Venezuela	1	0	0	0	0
2010 Q1	Asia	Vietnam	11	12	5	6	1
2010 Q1	Americas	Virgin Islands (British)	0	0	0	0	0
2010 Q1	Americas	Virgin Islands (US)	0	0	0	0	0
2010 Q1	Oceania	Wallis and Futuna	0	0	0	0	0
2010 Q1	Africa	Western Sahara	2	2	0	2	0
2010 Q1	Middle East	Yemen	15	14	3	11	0
2010 Q1	Africa	Zambia	3	5	1	4	0
2010 Q1	Africa	Zimbabwe	592	824	303	492	29
2010 Q2	Total	*Total	3,706	3,932	1,082	2,700	150
2010 Q2	Africa	*Total	1,295	1,482	495	915	72
2010 Q2	Americas	*Total Americas	39	35	7	28	0
2010 Q2	Asia	*Total Asia	1,525	1,526	335	1,140	51
2010 Q2	Europe	*Total Europe	94	101	31	68	2
2010 Q2	Middle East	*Total Middle East	736	762	205	536	21
2010 Q2	Oceania	*Total Oceania	0	1	0	1	0

<i>Quarter</i>	<i>Geographical region</i>	<i>Country of nationality</i>	<i>Appeals received</i>	<i>Total appeals determined</i>	<i>Appeals allowed</i>	<i>Appeals dismissed</i>	<i>Appeals withdrawn</i>
2010 Q2	Other	*Total					
		Other	17	25	9	12	4
2010 Q2	Asia	Afghanistan	416	439	90	331	18
2010 Q2	Europe	Albania	29	17	7	9	1
2010 Q2	Africa	Algeria	35	28	0	26	2
2010 Q2	Oceania	American Samoa	0	0	0	0	0
2010 Q2	Europe	Andorra	0	0	0	0	0
2010 Q2	Africa	Angola	7	9	3	6	0
2010 Q2	Americas	Anguilla (British)	0	0	0	0	0
2010 Q2	Americas	Antigua and Barbuda	0	0	0	0	0
2010 Q2	Americas	Argentina	0	0	0	0	0
2010 Q2	Europe	Armenia	3	4	1	3	0
2010 Q2	Americas	Aruba	0	0	0	0	0
2010 Q2	Oceania	Australia	0	0	0	0	0
2010 Q2	Europe	Austria	0	0	0	0	0
2010 Q2	Europe	Azerbaijan	1	2	1	1	0
2010 Q2	Americas	Bahamas, The	0	0	0	0	0
2010 Q2	Middle East	Bahrain	0	0	0	0	0
2010 Q2	Asia	Bangladesh	78	73	11	62	0
2010 Q2	Americas	Barbados	1	0	0	0	0
2010 Q2	Europe	Belarus	3	5	1	4	0
2010 Q2	Europe	Belgium	0	0	0	0	0
2010 Q2	Americas	Belize	0	0	0	0	0
2010 Q2	Africa	Benin	0	1	0	1	0
2010 Q2	Americas	Bermuda (British)	0	0	0	0	0
2010 Q2	Asia	Bhutan	3	6	2	2	2
2010 Q2	Americas	Bolivia	1	0	0	0	0
2010 Q2	Americas	Bonaire, Saint Eustatius and Saba	:	:	:	:	:
2010 Q2	Europe	Bosnia and Herzegovina	0	0	0	0	0
2010 Q2	Africa	Botswana	1	1	0	1	0
2010 Q2	Americas	Brazil	0	1	0	1	0
2010 Q2	Other	British overseas citizens	0	0	0	0	0
2010 Q2	Asia	Brunei	0	0	0	0	0
2010 Q2	Europe	Bulgaria	0	0	0	0	0
2010 Q2	Africa	Burkina Faso	1	0	0	0	0
2010 Q2	Asia	Burma	51	46	19	22	5
2010 Q2	Africa	Burundi	3	5	2	3	0
2010 Q2	Asia	Cambodia	0	0	0	0	0
2010 Q2	Africa	Cameroon	25	28	10	17	1
2010 Q2	Americas	Canada	0	0	0	0	0
2010 Q2	Africa	Cape Verde	0	0	0	0	0
2010 Q2	Americas	Cayman Islands (British)	0	0	0	0	0
2010 Q2	Africa	Central African Republic	0	0	0	0	0
2010 Q2	Africa	Chad	4	4	2	2	0
2010 Q2	Americas	Chile	0	1	0	1	0
2010 Q2	Asia	China	251	234	34	193	7
2010 Q2	Oceania	Christmas Island	0	0	0	0	0



<i>Quarter</i>	<i>Geographical region</i>	<i>Country of nationality</i>	<i>Appeals received</i>	<i>Total appeals determined</i>	<i>Appeals allowed</i>	<i>Appeals dismissed</i>	<i>Appeals withdrawn</i>
2010 Q2	Oceania	Cocos (Keeling) Islands	0	0	0	0	0
2010 Q2	Americas	Colombia	1	2	1	1	0
2010 Q2	Africa	Comoros	0	0	0	0	0
2010 Q2	Africa	Congo	3	6	0	5	1
2010 Q2	Africa	Congo (Democratic Republic)	51	60	15	41	4
2010 Q2	Oceania	Cook Islands	0	0	0	0	0
2010 Q2	Americas	Costa Rica	0	0	0	0	0
2010 Q2	Europe	Croatia	0	0	0	0	0
2010 Q2	Americas	Cuba	2	1	0	1	0
2010 Q2	Americas	Curacao	:	:	:	:	:
2010 Q2	Europe	Cyprus	0	0	0	0	0
2010 Q2	Europe	Cyprus (Northern part of)	0	0	0	0	0
2010 Q2	Europe	Czech Republic	0	0	0	0	0
2010 Q2	Europe	Denmark	0	0	0	0	0
2010 Q2	Africa	Djibouti	1	0	0	0	0
2010 Q2	Americas	Dominica	1	0	0	0	0
2010 Q2	Americas	Dominican Republic	0	0	0	0	0
2010 Q2	Asia	East Timor	0	0	0	0	0
2010 Q2	Americas	Ecuador	1	0	0	0	0
2010 Q2	Africa	Egypt	15	10	3	5	2
2010 Q2	Americas	El Salvador	0	0	0	0	0
2010 Q2	Africa	Equatorial Guinea	0	0	0	0	0
2010 Q2	Africa	Eritrea	60	71	26	42	3
2010 Q2	Europe	Estonia	0	0	0	0	0
2010 Q2	Africa	Ethiopia	24	23	9	14	0
2010 Q2	Americas	Falkland Islands (British)	0	0	0	0	0
2010 Q2	Europe	Faroe Islands	0	0	0	0	0
2010 Q2	Oceania	Fiji	0	1	0	1	0
2010 Q2	Europe	Finland	0	0	0	0	0
2010 Q2	Europe	Former Yugoslavia	0	0	0	0	0
2010 Q2	Europe	France	0	0	0	0	0
2010 Q2	Americas	French Guiana	0	0	0	0	0
2010 Q2	Oceania	French Polynesia	0	0	0	0	0
2010 Q2	Africa	Gabon	0	0	0	0	0
2010 Q2	Africa	Gambia, The	44	47	13	31	3
2010 Q2	Europe	Georgia	11	13	2	11	0
2010 Q2	Europe	Germany	0	0	0	0	0
2010 Q2	Africa	Ghana	19	22	1	20	1
2010 Q2	Europe	Gibraltar (British)	0	0	0	0	0
2010 Q2	Europe	Greece	0	0	0	0	0
2010 Q2	Europe	Greenland	0	0	0	0	0
2010 Q2	Americas	Grenada	1	0	0	0	0
2010 Q2	Americas	Guadeloupe	0	0	0	0	0
2010 Q2	Americas	Guam	0	0	0	0	0
2010 Q2	Americas	Guatemala	0	0	0	0	0
2010 Q2	Africa	Guinea	19	25	1	24	0

<i>Quarter</i>	<i>Geographical region</i>	<i>Country of nationality</i>	<i>Appeals received</i>	<i>Total appeals determined</i>	<i>Appeals allowed</i>	<i>Appeals dismissed</i>	<i>Appeals withdrawn</i>
2010 Q2	Africa	Guinea-Bissau	0	0	0	0	0
2010 Q2	Americas	Guyana	2	1	0	1	0
2010 Q2	Americas	Haiti	0	1	0	1	0
2010 Q2	Oceania	Heard Island and McDonald Islands	0	0	0	0	0
2010 Q2	Americas	Honduras	1	1	0	1	0
2010 Q2	Asia	Hong Kong	0	0	0	0	0
2010 Q2	Europe	Hungary	0	0	0	0	0
2010 Q2	Europe	Iceland	0	0	0	0	0
2010 Q2	Asia	India	27	17	4	12	1
2010 Q2	Asia	Indonesia	0	0	0	0	0
2010 Q2	Middle East	Iran	417	425	137	280	8
2010 Q2	Middle East	Iraq	189	191	37	150	4
2010 Q2	Europe	Ireland	0	0	0	0	0
2010 Q2	Middle East	Israel	0	0	0	0	0
2010 Q2	Europe	Italy	0	0	0	0	0
2010 Q2	Africa	Ivory Coast	11	8	2	5	1
2010 Q2	Americas	Jamaica	21	23	6	17	0
2010 Q2	Asia	Japan	0	0	0	0	0
2010 Q2	Middle East	Jordan	3	3	0	3	0
2010 Q2	Europe	Kazakhstan	0	0	0	0	0
2010 Q2	Africa	Kenya	17	24	7	17	0
2010 Q2	Oceania	Kiribati	0	0	0	0	0
2010 Q2	Asia	Korea (North)	22	14	5	8	1
2010 Q2	Asia	Korea (South)	0	2	0	2	0
2010 Q2	Europe	Kosovo	3	1	0	1	0
2010 Q2	Middle East	Kuwait	18	24	5	17	2
2010 Q2	Europe	Kyrgyzstan	0	1	0	1	0
2010 Q2	Asia	Laos	0	0	0	0	0
2010 Q2	Europe	Latvia	0	0	0	0	0
2010 Q2	Middle East	Lebanon	11	14	2	11	1
2010 Q2	Africa	Lesotho	0	0	0	0	0
2010 Q2	Africa	Liberia	1	1	0	1	0
2010 Q2	Africa	Libya	15	17	2	12	3
2010 Q2	Europe	Liechtenstein	0	0	0	0	0
2010 Q2	Europe	Lithuania	0	0	0	0	0
2010 Q2	Europe	Luxembourg	0	0	0	0	0
2010 Q2	Asia	Macau	0	0	0	0	0
2010 Q2	Europe	Macedonia	0	0	0	0	0
2010 Q2	Africa	Madagascar	0	0	0	0	0
2010 Q2	Africa	Malawi	29	27	3	24	0
2010 Q2	Asia	Malaysia	6	4	0	4	0
2010 Q2	Asia	Maldives	2	0	0	0	0
2010 Q2	Africa	Mali	1	2	0	2	0
2010 Q2	Europe	Malta	0	0	0	0	0
2010 Q2	Oceania	Marshall Islands	0	0	0	0	0
2010 Q2	Americas	Martinique	0	0	0	0	0
2010 Q2	Africa	Mauritania	1	2	0	2	0
2010 Q2	Africa	Mauritius	3	1	0	1	0
2010 Q2	Africa	Mayotte	0	0	0	0	0
2010 Q2	Americas	Mexico	1	0	0	0	0
2010 Q2	Oceania	Micronesia	0	0	0	0	0
2010 Q2	Europe	Moldova	0	0	0	0	0
2010 Q2	Europe	Monaco	0	0	0	0	0
2010 Q2	Asia	Mongolia	4	3	0	3	0
2010 Q2	Europe	Montenegro	0	0	0	0	0
2010 Q2	Americas	Montserrat (British)	0	0	0	0	0

<i>Quarter</i>	<i>Geographical region</i>	<i>Country of nationality</i>	<i>Appeals received</i>	<i>Total appeals determined</i>	<i>Appeals allowed</i>	<i>Appeals dismissed</i>	<i>Appeals withdrawn</i>
2010 Q2	Africa	Morocco	3	7	0	7	0
2010 Q2	Africa	Mozambique	0	0	0	0	0
2010 Q2	Africa	Namibia	5	4	0	4	0
2010 Q2	Oceania	Nauru	0	0	0	0	0
2010 Q2	Asia	Nepal	2	0	0	0	0
2010 Q2	Europe	Netherlands	0	0	0	0	0
2010 Q2	Americas	Netherlands Antilles	0	0	0	0	0
2010 Q2	Oceania	New Caledonia	0	0	0	0	0
2010 Q2	Oceania	New Zealand	0	0	0	0	0
2010 Q2	Americas	Nicaragua	0	0	0	0	0
2010 Q2	Africa	Niger	0	0	0	0	0
2010 Q2	Africa	Nigeria	107	98	15	79	4
2010 Q2	Oceania	Niue	0	0	0	0	0
2010 Q2	Oceania	Norfolk Island	0	0	0	0	0
2010 Q2	Oceania	Northern Mariana Islands	0	0	0	0	0
2010 Q2	Europe	Norway	0	0	0	0	0
2010 Q2	Middle East	Occupied Palestinian Territories	55	50	8	37	5
2010 Q2	Middle East	Oman	1	1	1	0	0
2010 Q2	Other	Other and unknown	1	1	0	1	0
2010 Q2	Asia	Pakistan	317	302	40	254	8
2010 Q2	Oceania	Palau	0	0	0	0	0
2010 Q2	Americas	Panama	0	0	0	0	0
2010 Q2	Oceania	Papua New Guinea	0	0	0	0	0
2010 Q2	Americas	Paraguay	0	0	0	0	0
2010 Q2	Americas	Peru	0	0	0	0	0
2010 Q2	Asia	Philippines	1	1	0	1	0
2010 Q2	Oceania	Pitcairn Islands (British)	0	0	0	0	0
2010 Q2	Europe	Poland	0	0	0	0	0
2010 Q2	Europe	Portugal	0	0	0	0	0
2010 Q2	Americas	Puerto Rico	0	0	0	0	0
2010 Q2	Middle East	Qatar	0	0	0	0	0
2010 Q2	Africa	Reunion	0	0	0	0	0
2010 Q2	Europe	Romania	0	0	0	0	0
2010 Q2	Europe	Russia	10	11	1	9	1
2010 Q2	Africa	Rwanda	6	9	2	6	1
2010 Q2	Oceania	Samoa	0	0	0	0	0
2010 Q2	Europe	San Marino	0	0	0	0	0
2010 Q2	Africa	Sao Tome and Principe	0	0	0	0	0
2010 Q2	Middle East	Saudi Arabia	3	2	1	1	0
2010 Q2	Africa	Senegal	6	4	1	2	1
2010 Q2	Europe	Serbia	0	0	0	0	0
2010 Q2	Europe	Serbia and Montenegro	:	:	:	:	:
2010 Q2	Africa	Seychelles	0	2	2	0	0
2010 Q2	Africa	Sierra Leone	18	17	4	12	1
2010 Q2	Asia	Singapore	0	0	0	0	0
2010 Q2	Europe	Slovakia	0	1	1	0	0
2010 Q2	Europe	Slovenia	0	0	0	0	0

<i>Quarter</i>	<i>Geographical region</i>	<i>Country of nationality</i>	<i>Appeals received</i>	<i>Total appeals determined</i>	<i>Appeals allowed</i>	<i>Appeals dismissed</i>	<i>Appeals withdrawn</i>
2010 Q2	Oceania	Solomon Islands	0	0	0	0	0
2010 Q2	Africa	Somalia	128	174	91	69	14
2010 Q2	Africa	South Africa	20	16	2	12	2
2010 Q2	Americas	South Georgia and South Sandwich Islands	0	0	0	0	0
2010 Q2	Europe	Spain	0	0	0	0	0
2010 Q2	Asia	Sri Lanka	321	363	123	232	8
2010 Q2	Africa	St. Helena (British)	0	0	0	0	0
2010 Q2	Americas	St. Kitts and Nevis	0	0	0	0	0
2010 Q2	Americas	St. Lucia	1	1	0	1	0
2010 Q2	Americas	St. Maarten (Dutch Part)	:	:	:	:	:
2010 Q2	Americas	St. Martin (French Part)	:	:	:	:	:
2010 Q2	Americas	St. Pierre and Miquelon	0	0	0	0	0
2010 Q2	Americas	St. Vincent and the Grenadines	1	0	0	0	0
2010 Q2	Other	Stateless	16	24	9	11	4
2010 Q2	Africa	Sudan	32	30	10	16	4
2010 Q2	Americas	Surinam	0	0	0	0	0
2010 Q2	Europe	Svalbard and Jan Mayen	0	0	0	0	0
2010 Q2	Africa	Swaziland	0	1	0	1	0
2010 Q2	Europe	Sweden	0	0	0	0	0
2010 Q2	Europe	Switzerland	0	0	0	0	0
2010 Q2	Middle East	Syria	32	37	9	27	1
2010 Q2	Asia	Taiwan	0	0	0	0	0
2010 Q2	Europe	Tajikistan	0	0	0	0	0
2010 Q2	Africa	Tanzania	3	4	0	4	0
2010 Q2	Asia	Thailand	0	1	1	0	0
2010 Q2	Africa	Togo	3	2	0	2	0
2010 Q2	Oceania	Tokelau	0	0	0	0	0
2010 Q2	Oceania	Tonga	0	0	0	0	0
2010 Q2	Americas	Trinidad and Tobago	3	2	0	2	0
2010 Q2	Africa	Tunisia	6	2	0	1	1
2010 Q2	Europe	Turkey	27	35	15	20	0
2010 Q2	Europe	Turkmenistan	1	1	0	1	0
2010 Q2	Americas	Turks and Caicos Islands (British)	0	0	0	0	0
2010 Q2	Oceania	Tuvalu	0	0	0	0	0
2010 Q2	Africa	Uganda	47	49	14	35	0
2010 Q2	Europe	Ukraine	4	6	2	4	0
2010 Q2	Middle East	United Arab Emirates	0	0	0	0	0
2010 Q2	Americas	United States	1	0	0	0	0
2010 Q2	Americas	Uruguay	0	0	0	0	0

<i>Quarter</i>	<i>Geographical region</i>	<i>Country of nationality</i>	<i>Appeals received</i>	<i>Total appeals determined</i>	<i>Appeals allowed</i>	<i>Appeals dismissed</i>	<i>Appeals withdrawn</i>
2010 Q2	Europe	Uzbekistan	2	4	0	4	0
2010 Q2	Oceania	Vanuatu	0	0	0	0	0
2010 Q2	Europe	Vatican City	0	0	0	0	0
2010 Q2	Americas	Venezuela	0	1	0	1	0
2010 Q2	Asia	Vietnam	24	21	6	14	1
2010 Q2	Americas	Virgin Islands (British)	0	0	0	0	0
2010 Q2	Americas	Virgin Islands (US)	0	0	0	0	0
2010 Q2	Oceania	Wallis and Futuna	0	0	0	0	0
2010 Q2	Africa	Western Sahara	2	3	0	3	0
2010 Q2	Middle East	Yemen	7	15	5	10	0
2010 Q2	Africa	Zambia	2	0	0	0	0
2010 Q2	Africa	Zimbabwe	517	638	255	360	23
2010 Q3	Total	*Total	3,264	3,628	979	2,486	163
2010 Q3	Africa	*Total	1,117	1,290	403	822	65
2010 Q3	Americas	*Total	56	43	13	23	7
2010 Q3	Asia	*Total Asia	1,338	1,440	344	1,031	65
2010 Q3	Europe	*Total	103	100	26	68	6
2010 Q3	Middle East	*Total	632	739	184	535	20
2010 Q3	Oceania	*Total	0	0	0	0	0
2010 Q3	Other	*Total	18	16	9	7	0
2010 Q3	Asia	Afghanistan	338	400	93	277	30
2010 Q3	Europe	Albania	22	34	12	20	2
2010 Q3	Africa	Algeria	32	40	6	31	3
2010 Q3	Oceania	American Samoa	0	0	0	0	0
2010 Q3	Europe	Andorra	0	0	0	0	0
2010 Q3	Africa	Angola	20	18	2	15	1
2010 Q3	Americas	Anguilla (British)	0	0	0	0	0
2010 Q3	Americas	Antigua and Barbuda	0	0	0	0	0
2010 Q3	Americas	Argentina	0	0	0	0	0
2010 Q3	Europe	Armenia	3	4	1	3	0
2010 Q3	Americas	Aruba	0	0	0	0	0
2010 Q3	Oceania	Australia	0	0	0	0	0
2010 Q3	Europe	Austria	0	0	0	0	0
2010 Q3	Europe	Azerbaijan	1	1	0	1	0
2010 Q3	Americas	Bahamas, The	0	0	0	0	0
2010 Q3	Middle East	Bahrain	0	0	0	0	0
2010 Q3	Asia	Bangladesh	62	63	4	58	1
2010 Q3	Americas	Barbados	0	0	0	0	0
2010 Q3	Europe	Belarus	7	4	0	2	2
2010 Q3	Europe	Belgium	0	0	0	0	0
2010 Q3	Americas	Belize	0	0	0	0	0
2010 Q3	Africa	Benin	0	0	0	0	0
2010 Q3	Americas	Bermuda (British)	0	0	0	0	0
2010 Q3	Asia	Bhutan	5	5	1	2	2
2010 Q3	Americas	Bolivia	5	0	0	0	0

<i>Quarter</i>	<i>Geographical region</i>	<i>Country of nationality</i>	<i>Appeals received</i>	<i>Total appeals determined</i>	<i>Appeals allowed</i>	<i>Appeals dismissed</i>	<i>Appeals withdrawn</i>
2010 Q3	Americas	Bonaire, Saint Eustatius and Saba	:	:	:	:	:
2010 Q3	Europe	Bosnia and Herzegovina	2	1	0	1	0
2010 Q3	Africa	Botswana	1	0	0	0	0
2010 Q3	Americas	Brazil	2	1	0	1	0
2010 Q3	Other	British overseas citizens	0	0	0	0	0
2010 Q3	Asia	Brunei	0	0	0	0	0
2010 Q3	Europe	Bulgaria	0	0	0	0	0
2010 Q3	Africa	Burkina Faso	0	1	1	0	0
2010 Q3	Asia	Burma	42	44	22	22	0
2010 Q3	Africa	Burundi	2	4	0	3	1
2010 Q3	Asia	Cambodia	0	0	0	0	0
2010 Q3	Africa	Cameroon	14	19	4	13	2
2010 Q3	Americas	Canada	0	0	0	0	0
2010 Q3	Africa	Cape Verde	0	0	0	0	0
2010 Q3	Americas	Cayman Islands (British)	0	0	0	0	0
2010 Q3	Africa	Central African Republic	1	1	1	0	0
2010 Q3	Africa	Chad	1	3	0	3	0
2010 Q3	Americas	Chile	0	0	0	0	0
2010 Q3	Asia	China	183	206	36	167	3
2010 Q3	Oceania	Christmas Island	0	0	0	0	0
2010 Q3	Oceania	Cocos (Keeling) Islands	0	0	0	0	0
2010 Q3	Americas	Colombia	5	2	0	2	0
2010 Q3	Africa	Comoros	0	0	0	0	0
2010 Q3	Africa	Congo	4	4	1	3	0
2010 Q3	Africa	Congo (Democratic Republic)	46	43	10	31	2
2010 Q3	Oceania	Cook Islands	0	0	0	0	0
2010 Q3	Americas	Costa Rica	0	0	0	0	0
2010 Q3	Europe	Croatia	0	0	0	0	0
2010 Q3	Americas	Cuba	4	2	0	2	0
2010 Q3	Americas	Curacao	:	:	:	:	:
2010 Q3	Europe	Cyprus	0	0	0	0	0
2010 Q3	Europe	Cyprus (Northern part of)	0	0	0	0	0
2010 Q3	Europe	Czech Republic	0	0	0	0	0
2010 Q3	Europe	Denmark	0	0	0	0	0
2010 Q3	Africa	Djibouti	0	1	1	0	0
2010 Q3	Americas	Dominica	1	2	1	0	1
2010 Q3	Americas	Dominican Republic	1	1	0	0	1
2010 Q3	Asia	East Timor	0	0	0	0	0
2010 Q3	Americas	Ecuador	0	1	1	0	0
2010 Q3	Africa	Egypt	27	24	4	19	1
2010 Q3	Americas	El Salvador	0	0	0	0	0
2010 Q3	Africa	Equatorial Guinea	0	0	0	0	0
2010 Q3	Africa	Eritrea	55	49	20	27	2

<i>Quarter</i>	<i>Geographical region</i>	<i>Country of nationality</i>	<i>Appeals received</i>	<i>Total appeals determined</i>	<i>Appeals allowed</i>	<i>Appeals dismissed</i>	<i>Appeals withdrawn</i>
2010 Q3	Europe	Estonia	0	0	0	0	0
2010 Q3	Africa	Ethiopia	24	26	9	17	0
2010 Q3	Americas	Falkland Islands (British)	0	0	0	0	0
2010 Q3	Europe	Faroe Islands	0	0	0	0	0
2010 Q3	Oceania	Fiji	0	0	0	0	0
2010 Q3	Europe	Finland	0	0	0	0	0
2010 Q3	Europe	Former Yugoslavia	0	0	0	0	0
2010 Q3	Europe	France	0	0	0	0	0
2010 Q3	Americas	French Guiana	0	0	0	0	0
2010 Q3	Oceania	French Polynesia	0	0	0	0	0
2010 Q3	Africa	Gabon	0	0	0	0	0
2010 Q3	Africa	Gambia, The	46	45	13	29	3
2010 Q3	Europe	Georgia	11	8	1	7	0
2010 Q3	Europe	Germany	0	0	0	0	0
2010 Q3	Africa	Ghana	26	22	4	17	1
2010 Q3	Europe	Gibraltar (British)	0	0	0	0	0
2010 Q3	Europe	Greece	0	0	0	0	0
2010 Q3	Europe	Greenland	0	0	0	0	0
2010 Q3	Americas	Grenada	0	2	0	2	0
2010 Q3	Americas	Guadeloupe	0	0	0	0	0
2010 Q3	Americas	Guam	0	0	0	0	0
2010 Q3	Americas	Guatemala	1	0	0	0	0
2010 Q3	Africa	Guinea	20	18	4	14	0
2010 Q3	Africa	Guinea-Bissau	2	1	0	1	0
2010 Q3	Americas	Guyana	1	1	0	1	0
2010 Q3	Americas	Haiti	1	0	0	0	0
2010 Q3	Oceania	Heard Island and McDonald Islands	0	0	0	0	0
2010 Q3	Americas	Honduras	0	0	0	0	0
2010 Q3	Asia	Hong Kong	1	1	0	1	0
2010 Q3	Europe	Hungary	0	0	0	0	0
2010 Q3	Europe	Iceland	0	0	0	0	0
2010 Q3	Asia	India	21	24	2	18	4
2010 Q3	Asia	Indonesia	0	0	0	0	0
2010 Q3	Middle East	Iran	356	416	129	276	11
2010 Q3	Middle East	Iraq	179	208	26	175	7
2010 Q3	Europe	Ireland	0	0	0	0	0
2010 Q3	Middle East	Israel	2	2	1	1	0
2010 Q3	Europe	Italy	0	0	0	0	0
2010 Q3	Africa	Ivory Coast	9	10	4	5	1
2010 Q3	Americas	Jamaica	27	23	10	9	4
2010 Q3	Asia	Japan	0	0	0	0	0
2010 Q3	Middle East	Jordan	2	3	0	3	0
2010 Q3	Europe	Kazakhstan	1	1	0	1	0
2010 Q3	Africa	Kenya	24	26	5	20	1
2010 Q3	Oceania	Kiribati	0	0	0	0	0
2010 Q3	Asia	Korea (North)	26	31	13	14	4
2010 Q3	Asia	Korea (South)	0	0	0	0	0
2010 Q3	Europe	Kosovo	3	1	0	1	0
2010 Q3	Middle East	Kuwait	10	13	3	10	0
2010 Q3	Europe	Kyrgyzstan	6	2	0	2	0

<i>Quarter</i>	<i>Geographical region</i>	<i>Country of nationality</i>	<i>Appeals received</i>	<i>Total appeals determined</i>	<i>Appeals allowed</i>	<i>Appeals dismissed</i>	<i>Appeals withdrawn</i>
2010 Q3	Asia	Laos	0	0	0	0	0
2010 Q3	Europe	Latvia	0	0	0	0	0
2010 Q3	Middle East	Lebanon	12	11	3	7	1
2010 Q3	Africa	Lesotho	1	1	0	1	0
2010 Q3	Africa	Liberia	4	4	1	3	0
2010 Q3	Africa	Libya	18	18	3	14	1
2010 Q3	Europe	Liechtenstein	0	0	0	0	0
2010 Q3	Europe	Lithuania	0	0	0	0	0
2010 Q3	Europe	Luxembourg	0	0	0	0	0
2010 Q3	Asia	Macau	0	0	0	0	0
2010 Q3	Europe	Macedonia	0	0	0	0	0
2010 Q3	Africa	Madagascar	0	0	0	0	0
2010 Q3	Africa	Malawi	34	34	3	31	0
2010 Q3	Asia	Malaysia	9	8	0	6	2
2010 Q3	Asia	Maldives	0	2	2	0	0
2010 Q3	Africa	Mali	2	1	0	1	0
2010 Q3	Europe	Malta	0	0	0	0	0
2010 Q3	Oceania	Marshall Islands	0	0	0	0	0
2010 Q3	Americas	Martinique	0	0	0	0	0
2010 Q3	Africa	Mauritania	3	1	0	1	0
2010 Q3	Africa	Mauritius	5	8	0	7	1
2010 Q3	Africa	Mayotte	0	0	0	0	0
2010 Q3	Americas	Mexico	1	0	0	0	0
2010 Q3	Oceania	Micronesia	0	0	0	0	0
2010 Q3	Europe	Moldova	0	0	0	0	0
2010 Q3	Europe	Monaco	0	0	0	0	0
2010 Q3	Asia	Mongolia	6	8	1	7	0
2010 Q3	Europe	Montenegro	0	0	0	0	0
2010 Q3	Americas	Montserrat (British)	0	0	0	0	0
2010 Q3	Africa	Morocco	6	6	2	4	0
2010 Q3	Africa	Mozambique	2	2	0	1	1
2010 Q3	Africa	Namibia	4	2	0	1	1
2010 Q3	Oceania	Nauru	0	0	0	0	0
2010 Q3	Asia	Nepal	5	6	1	5	0
2010 Q3	Europe	Netherlands	0	0	0	0	0
2010 Q3	Americas	Netherlands Antilles	0	0	0	0	0
2010 Q3	Oceania	New Caledonia	0	0	0	0	0
2010 Q3	Oceania	New Zealand	0	0	0	0	0
2010 Q3	Americas	Nicaragua	0	0	0	0	0
2010 Q3	Africa	Niger	2	1	1	0	0
2010 Q3	Africa	Nigeria	107	109	11	88	10
2010 Q3	Oceania	Niue	0	0	0	0	0
2010 Q3	Oceania	Norfolk Island	0	0	0	0	0
2010 Q3	Oceania	Northern Mariana Islands	0	0	0	0	0
2010 Q3	Europe	Norway	0	0	0	0	0
2010 Q3	Middle East	Occupied Palestinian Territories	39	40	8	31	1
2010 Q3	Middle East	Oman	0	0	0	0	0
2010 Q3	Other	Other and unknown	0	1	1	0	0
2010 Q3	Asia	Pakistan	267	275	38	224	13
2010 Q3	Oceania	Palau	0	0	0	0	0
2010 Q3	Americas	Panama	0	0	0	0	0
2010 Q3	Oceania	Papua New Guinea	0	0	0	0	0



<i>Quarter</i>	<i>Geographical region</i>	<i>Country of nationality</i>	<i>Appeals received</i>	<i>Total appeals determined</i>	<i>Appeals allowed</i>	<i>Appeals dismissed</i>	<i>Appeals withdrawn</i>
2010 Q3	Americas	Paraguay	0	0	0	0	0
2010 Q3	Americas	Peru	0	0	0	0	0
2010 Q3	Asia	Philippines	1	0	0	0	0
2010 Q3	Oceania	Pitcairn Islands (British)	0	0	0	0	0
2010 Q3	Europe	Poland	0	0	0	0	0
2010 Q3	Europe	Portugal	0	0	0	0	0
2010 Q3	Americas	Puerto Rico	0	0	0	0	0
2010 Q3	Middle East	Qatar	0	0	0	0	0
2010 Q3	Africa	Reunion	0	0	0	0	0
2010 Q3	Europe	Romania	0	0	0	0	0
2010 Q3	Europe	Russia	9	9	2	7	0
2010 Q3	Africa	Rwanda	7	6	1	5	0
2010 Q3	Oceania	Samoa	0	0	0	0	0
2010 Q3	Europe	San Marino	0	0	0	0	0
2010 Q3	Africa	Sao Tome and Principe	0	0	0	0	0
2010 Q3	Middle East	Saudi Arabia	1	3	1	2	0
2010 Q3	Africa	Senegal	4	6	2	4	0
2010 Q3	Europe	Serbia	0	1	1	0	0
2010 Q3	Europe	Serbia and Montenegro	:	:	:	:	:
2010 Q3	Africa	Seychelles	0	0	0	0	0
2010 Q3	Africa	Sierra Leone	13	13	5	8	0
2010 Q3	Asia	Singapore	0	0	0	0	0
2010 Q3	Europe	Slovakia	0	0	0	0	0
2010 Q3	Europe	Slovenia	0	0	0	0	0
2010 Q3	Oceania	Solomon Islands	0	0	0	0	0
2010 Q3	Africa	Somalia	95	129	76	42	11
2010 Q3	Africa	South Africa	20	23	5	15	3
2010 Q3	Americas	South Georgia and South Sandwich Islands	0	0	0	0	0
2010 Q3	Europe	Spain	0	0	0	0	0
2010 Q3	Asia	Sri Lanka	336	337	127	206	4
2010 Q3	Africa	St. Helena (British)	0	0	0	0	0
2010 Q3	Americas	St. Kitts and Nevis	0	0	0	0	0
2010 Q3	Americas	St. Lucia	1	1	0	1	0
2010 Q3	Americas	St. Maarten (Dutch Part)	:	:	:	:	:
2010 Q3	Americas	St. Martin (French Part)	:	:	:	:	:
2010 Q3	Americas	St. Pierre and Miquelon	0	0	0	0	0
2010 Q3	Americas	St. Vincent and the Grenadines	2	3	1	2	0
2010 Q3	Other	Stateless	18	15	8	7	0
2010 Q3	Africa	Sudan	36	32	13	18	1
2010 Q3	Americas	Surinam	0	0	0	0	0

<i>Quarter</i>	<i>Geographical region</i>	<i>Country of nationality</i>	<i>Appeals received</i>	<i>Total appeals determined</i>	<i>Appeals allowed</i>	<i>Appeals dismissed</i>	<i>Appeals withdrawn</i>
2010 Q3	Europe	Svalbard and Jan Mayen	0	0	0	0	0
2010 Q3	Africa	Swaziland	0	0	0	0	0
2010 Q3	Europe	Sweden	0	0	0	0	0
2010 Q3	Europe	Switzerland	0	0	0	0	0
2010 Q3	Middle East	Syria	22	34	12	22	0
2010 Q3	Asia	Taiwan	0	0	0	0	0
2010 Q3	Europe	Tajikistan	0	0	0	0	0
2010 Q3	Africa	Tanzania	8	6	1	5	0
2010 Q3	Asia	Thailand	0	0	0	0	0
2010 Q3	Africa	Togo	5	2	0	2	0
2010 Q3	Oceania	Tokelau	0	0	0	0	0
2010 Q3	Oceania	Tonga	0	0	0	0	0
2010 Q3	Americas	Trinidad and Tobago	1	0	0	0	0
2010 Q3	Africa	Tunisia	6	10	2	8	0
2010 Q3	Europe	Turkey	30	29	7	20	2
2010 Q3	Europe	Turkmenistan	0	0	0	0	0
2010 Q3	Americas	Turks and Caicos Islands (British)	0	0	0	0	0
2010 Q3	Oceania	Tuvalu	0	0	0	0	0
2010 Q3	Africa	Uganda	36	46	15	29	2
2010 Q3	Europe	Ukraine	4	1	0	1	0
2010 Q3	Middle East	United Arab Emirates	0	0	0	0	0
2010 Q3	Americas	United States	2	3	0	2	1
2010 Q3	Americas	Uruguay	0	0	0	0	0
2010 Q3	Europe	Uzbekistan	4	4	2	2	0
2010 Q3	Oceania	Vanuatu	0	0	0	0	0
2010 Q3	Europe	Vatican City	0	0	0	0	0
2010 Q3	Americas	Venezuela	1	1	0	1	0
2010 Q3	Asia	Vietnam	36	30	4	24	2
2010 Q3	Americas	Virgin Islands (British)	0	0	0	0	0
2010 Q3	Americas	Virgin Islands (US)	0	0	0	0	0
2010 Q3	Oceania	Wallis and Futuna	0	0	0	0	0
2010 Q3	Africa	Western Sahara	1	1	1	0	0
2010 Q3	Middle East	Yemen	9	9	1	8	0
2010 Q3	Africa	Zambia	4	2	1	0	1
2010 Q3	Africa	Zimbabwe	340	472	171	286	15
2010 Q4	Total	*Total	3,208	3,042	805	2,078	159
2010 Q4	Africa	*Total	1,043	990	306	619	65
2010 Q4	Americas	*Total Americas	44	47	14	29	4
2010 Q4	Asia	*Total Asia	1,338	1,292	284	943	65
2010 Q4	Europe	*Total Europe	97	102	29	71	2
2010 Q4	Middle East	*Total Middle East	653	595	163	409	23
2010 Q4	Oceania	*Total Oceania	0	0	0	0	0

<i>Quarter</i>	<i>Geographical region</i>	<i>Country of nationality</i>	<i>Appeals received</i>	<i>Total appeals determined</i>	<i>Appeals allowed</i>	<i>Appeals dismissed</i>	<i>Appeals withdrawn</i>
2010 Q4	Other	*Total					
		Other	33	16	9	7	0
2010 Q4	Asia	Afghanistan	345	332	52	268	12
2010 Q4	Europe	Albania	26	24	6	18	0
2010 Q4	Africa	Algeria	24	19	3	15	1
2010 Q4	Oceania	American Samoa	0	0	0	0	0
2010 Q4	Europe	Andorra	0	0	0	0	0
2010 Q4	Africa	Angola	13	12	7	4	1
2010 Q4	Americas	Anguilla (British)	0	0	0	0	0
2010 Q4	Americas	Antigua and Barbuda	0	0	0	0	0
2010 Q4	Americas	Argentina	0	0	0	0	0
2010 Q4	Europe	Armenia	5	3	2	1	0
2010 Q4	Americas	Aruba	0	0	0	0	0
2010 Q4	Oceania	Australia	0	0	0	0	0
2010 Q4	Europe	Austria	0	0	0	0	0
2010 Q4	Europe	Azerbaijan	2	2	0	2	0
2010 Q4	Americas	Bahamas, The	0	0	0	0	0
2010 Q4	Middle East	Bahrain	0	0	0	0	0
2010 Q4	Asia	Bangladesh	66	64	4	56	4
2010 Q4	Americas	Barbados	0	0	0	0	0
2010 Q4	Europe	Belarus	3	6	1	5	0
2010 Q4	Europe	Belgium	0	0	0	0	0
2010 Q4	Americas	Belize	0	0	0	0	0
2010 Q4	Africa	Benin	0	1	0	1	0
2010 Q4	Americas	Bermuda (British)	0	0	0	0	0
2010 Q4	Asia	Bhutan	2	1	0	0	1
2010 Q4	Americas	Bolivia	0	4	2	2	0
2010 Q4	Americas	Bonaire, Saint Eustatius and Saba	:	:	:	:	:
2010 Q4	Europe	Bosnia and Herzegovina	2	1	0	1	0
2010 Q4	Africa	Botswana	5	5	0	5	0
2010 Q4	Americas	Brazil	2	2	0	2	0
2010 Q4	Other	British overseas citizens	0	0	0	0	0
2010 Q4	Asia	Brunei	0	0	0	0	0
2010 Q4	Europe	Bulgaria	0	0	0	0	0
2010 Q4	Africa	Burkina Faso	1	1	0	1	0
2010 Q4	Asia	Burma	40	46	26	19	1
2010 Q4	Africa	Burundi	4	2	0	1	1
2010 Q4	Asia	Cambodia	0	0	0	0	0
2010 Q4	Africa	Cameroon	16	15	4	10	1
2010 Q4	Americas	Canada	0	0	0	0	0
2010 Q4	Africa	Cape Verde	0	0	0	0	0
2010 Q4	Americas	Cayman Islands (British)	0	0	0	0	0
2010 Q4	Africa	Central African Republic	0	0	0	0	0
2010 Q4	Africa	Chad	2	0	0	0	0
2010 Q4	Americas	Chile	1	0	0	0	0
2010 Q4	Asia	China	186	161	18	130	13
2010 Q4	Oceania	Christmas Island	0	0	0	0	0

<i>Quarter</i>	<i>Geographical region</i>	<i>Country of nationality</i>	<i>Appeals received</i>	<i>Total appeals determined</i>	<i>Appeals allowed</i>	<i>Appeals dismissed</i>	<i>Appeals withdrawn</i>
2010 Q4	Oceania	Cocos (Keeling) Islands	0	0	0	0	0
2010 Q4	Americas	Colombia	4	4	1	3	0
2010 Q4	Africa	Comoros	0	0	0	0	0
2010 Q4	Africa	Congo	5	4	1	3	0
2010 Q4	Africa	Congo (Democratic Republic)	49	40	11	24	5
2010 Q4	Oceania	Cook Islands	0	0	0	0	0
2010 Q4	Americas	Costa Rica	0	0	0	0	0
2010 Q4	Europe	Croatia	1	2	1	1	0
2010 Q4	Americas	Cuba	2	4	1	2	1
2010 Q4	Americas	Curacao	:	:	:	:	:
2010 Q4	Europe	Cyprus	0	0	0	0	0
2010 Q4	Europe	Cyprus (Northern part of)	0	0	0	0	0
2010 Q4	Europe	Czech Republic	0	0	0	0	0
2010 Q4	Europe	Denmark	0	0	0	0	0
2010 Q4	Africa	Djibouti	0	0	0	0	0
2010 Q4	Americas	Dominica	0	0	0	0	0
2010 Q4	Americas	Dominican Republic	0	0	0	0	0
2010 Q4	Asia	East Timor	0	0	0	0	0
2010 Q4	Americas	Ecuador	0	0	0	0	0
2010 Q4	Africa	Egypt	17	20	7	12	1
2010 Q4	Americas	El Salvador	0	0	0	0	0
2010 Q4	Africa	Equatorial Guinea	0	0	0	0	0
2010 Q4	Africa	Eritrea	73	73	29	38	6
2010 Q4	Europe	Estonia	0	0	0	0	0
2010 Q4	Africa	Ethiopia	23	21	7	13	1
2010 Q4	Americas	Falkland Islands (British)	0	0	0	0	0
2010 Q4	Europe	Faroe Islands	0	0	0	0	0
2010 Q4	Oceania	Fiji	0	0	0	0	0
2010 Q4	Europe	Finland	0	0	0	0	0
2010 Q4	Europe	Former Yugoslavia	0	0	0	0	0
2010 Q4	Europe	France	0	0	0	0	0
2010 Q4	Americas	French Guiana	0	0	0	0	0
2010 Q4	Oceania	French Polynesia	0	0	0	0	0
2010 Q4	Africa	Gabon	0	0	0	0	0
2010 Q4	Africa	Gambia, The	37	41	15	23	3
2010 Q4	Europe	Georgia	8	10	1	9	0
2010 Q4	Europe	Germany	0	0	0	0	0
2010 Q4	Africa	Ghana	21	24	3	21	0
2010 Q4	Europe	Gibraltar (British)	0	0	0	0	0
2010 Q4	Europe	Greece	0	0	0	0	0
2010 Q4	Europe	Greenland	0	0	0	0	0
2010 Q4	Americas	Grenada	0	0	0	0	0
2010 Q4	Americas	Guadeloupe	0	0	0	0	0
2010 Q4	Americas	Guam	0	0	0	0	0
2010 Q4	Americas	Guatemala	0	0	0	0	0
2010 Q4	Africa	Guinea	19	17	6	11	0

<i>Quarter</i>	<i>Geographical region</i>	<i>Country of nationality</i>	<i>Appeals received</i>	<i>Total appeals determined</i>	<i>Appeals allowed</i>	<i>Appeals dismissed</i>	<i>Appeals withdrawn</i>
2010 Q4	Africa	Guinea-Bissau	0	1	0	0	1
2010 Q4	Americas	Guyana	0	0	0	0	0
2010 Q4	Americas	Haiti	0	1	0	1	0
2010 Q4	Oceania	Heard Island and McDonald Islands	0	0	0	0	0
2010 Q4	Americas	Honduras	0	0	0	0	0
2010 Q4	Asia	Hong Kong	0	0	0	0	0
2010 Q4	Europe	Hungary	0	0	0	0	0
2010 Q4	Europe	Iceland	0	0	0	0	0
2010 Q4	Asia	India	36	26	3	22	1
2010 Q4	Asia	Indonesia	0	0	0	0	0
2010 Q4	Middle East	Iran	421	352	112	226	14
2010 Q4	Middle East	Iraq	137	159	31	122	6
2010 Q4	Europe	Ireland	0	0	0	0	0
2010 Q4	Middle East	Israel	2	1	0	1	0
2010 Q4	Europe	Italy	0	0	0	0	0
2010 Q4	Africa	Ivory Coast	20	13	5	7	1
2010 Q4	Americas	Jamaica	25	20	6	12	2
2010 Q4	Asia	Japan	0	0	0	0	0
2010 Q4	Middle East	Jordan	1	1	0	1	0
2010 Q4	Europe	Kazakhstan	1	0	0	0	0
2010 Q4	Africa	Kenya	17	24	3	19	2
2010 Q4	Oceania	Kiribati	0	0	0	0	0
2010 Q4	Asia	Korea (North)	4	7	6	1	0
2010 Q4	Asia	Korea (South)	1	0	0	0	0
2010 Q4	Europe	Kosovo	3	4	0	2	2
2010 Q4	Middle East	Kuwait	11	10	4	6	0
2010 Q4	Europe	Kyrgyzstan	4	5	2	3	0
2010 Q4	Asia	Laos	0	0	0	0	0
2010 Q4	Europe	Latvia	0	0	0	0	0
2010 Q4	Middle East	Lebanon	13	8	2	5	1
2010 Q4	Africa	Lesotho	0	0	0	0	0
2010 Q4	Africa	Liberia	1	1	0	1	0
2010 Q4	Africa	Libya	18	14	2	11	1
2010 Q4	Europe	Liechtenstein	0	0	0	0	0
2010 Q4	Europe	Lithuania	0	0	0	0	0
2010 Q4	Europe	Luxembourg	0	0	0	0	0
2010 Q4	Asia	Macau	0	0	0	0	0
2010 Q4	Europe	Macedonia	0	0	0	0	0
2010 Q4	Africa	Madagascar	0	0	0	0	0
2010 Q4	Africa	Malawi	24	26	6	19	1
2010 Q4	Asia	Malaysia	7	7	0	6	1
2010 Q4	Asia	Maldives	0	0	0	0	0
2010 Q4	Africa	Mali	1	2	0	2	0
2010 Q4	Europe	Malta	0	0	0	0	0
2010 Q4	Oceania	Marshall Islands	0	0	0	0	0
2010 Q4	Americas	Martinique	0	0	0	0	0
2010 Q4	Africa	Mauritania	1	2	0	2	0
2010 Q4	Africa	Mauritius	6	2	1	0	1
2010 Q4	Africa	Mayotte	0	0	0	0	0
2010 Q4	Americas	Mexico	0	1	0	1	0
2010 Q4	Oceania	Micronesia	0	0	0	0	0
2010 Q4	Europe	Moldova	1	0	0	0	0
2010 Q4	Europe	Monaco	0	0	0	0	0
2010 Q4	Asia	Mongolia	4	3	0	3	0
2010 Q4	Europe	Montenegro	0	0	0	0	0
2010 Q4	Americas	Montserrat (British)	0	0	0	0	0

<i>Quarter</i>	<i>Geographical region</i>	<i>Country of nationality</i>	<i>Appeals received</i>	<i>Total appeals determined</i>	<i>Appeals allowed</i>	<i>Appeals dismissed</i>	<i>Appeals withdrawn</i>
2010 Q4	Africa	Morocco	3	3	3	0	0
2010 Q4	Africa	Mozambique	0	1	0	1	0
2010 Q4	Africa	Namibia	1	1	0	1	0
2010 Q4	Oceania	Nauru	0	0	0	0	0
2010 Q4	Asia	Nepal	7	7	0	7	0
2010 Q4	Europe	Netherlands	0	0	0	0	0
2010 Q4	Americas	Netherlands Antilles	0	0	0	0	0
2010 Q4	Oceania	New Caledonia	0	0	0	0	0
2010 Q4	Oceania	New Zealand	0	0	0	0	0
2010 Q4	Americas	Nicaragua	0	0	0	0	0
2010 Q4	Africa	Niger	2	1	0	1	0
2010 Q4	Africa	Nigeria	116	95	18	72	5
2010 Q4	Oceania	Niue	0	0	0	0	0
2010 Q4	Oceania	Norfolk Island	0	0	0	0	0
2010 Q4	Oceania	Northern Mariana Islands	0	0	0	0	0
2010 Q4	Europe	Norway	0	0	0	0	0
2010 Q4	Middle East	Occupied Palestinian Territories	36	41	6	33	2
2010 Q4	Middle East	Oman	0	0	0	0	0
2010 Q4	Other	Other and unknown	1	1	0	1	0
2010 Q4	Asia	Pakistan	249	248	34	194	20
2010 Q4	Oceania	Palau	0	0	0	0	0
2010 Q4	Americas	Panama	0	0	0	0	0
2010 Q4	Oceania	Papua New Guinea	0	0	0	0	0
2010 Q4	Americas	Paraguay	0	0	0	0	0
2010 Q4	Americas	Peru	0	0	0	0	0
2010 Q4	Asia	Philippines	4	4	0	4	0
2010 Q4	Oceania	Pitcairn Islands (British)	0	0	0	0	0
2010 Q4	Europe	Poland	1	0	0	0	0
2010 Q4	Europe	Portugal	0	0	0	0	0
2010 Q4	Americas	Puerto Rico	0	0	0	0	0
2010 Q4	Middle East	Qatar	0	0	0	0	0
2010 Q4	Africa	Reunion	0	0	0	0	0
2010 Q4	Europe	Romania	0	0	0	0	0
2010 Q4	Europe	Russia	12	13	3	10	0
2010 Q4	Africa	Rwanda	5	6	3	3	0
2010 Q4	Oceania	Samoa	0	0	0	0	0
2010 Q4	Europe	San Marino	0	0	0	0	0
2010 Q4	Africa	Sao Tome and Principe	0	0	0	0	0
2010 Q4	Middle East	Saudi Arabia	0	1	0	1	0
2010 Q4	Africa	Senegal	11	6	1	5	0
2010 Q4	Europe	Serbia	0	0	0	0	0
2010 Q4	Europe	Serbia and Montenegro	:	:	:	:	:
2010 Q4	Africa	Seychelles	0	0	0	0	0
2010 Q4	Africa	Sierra Leone	9	13	2	10	1
2010 Q4	Asia	Singapore	0	0	0	0	0
2010 Q4	Europe	Slovakia	0	0	0	0	0
2010 Q4	Europe	Slovenia	0	0	0	0	0

<i>Quarter</i>	<i>Geographical region</i>	<i>Country of nationality</i>	<i>Appeals received</i>	<i>Total appeals determined</i>	<i>Appeals allowed</i>	<i>Appeals dismissed</i>	<i>Appeals withdrawn</i>
2010 Q4	Oceania	Solomon Islands	0	0	0	0	0
2010 Q4	Africa	Somalia	79	84	41	29	14
2010 Q4	Africa	South Africa	14	15	1	14	0
2010 Q4	Americas	South Georgia and South Sandwich Islands	0	0	0	0	0
2010 Q4	Europe	Spain	0	0	0	0	0
2010 Q4	Asia	Sri Lanka	354	356	134	210	12
2010 Q4	Africa	St. Helena (British)	0	0	0	0	0
2010 Q4	Americas	St. Kitts and Nevis	0	0	0	0	0
2010 Q4	Americas	St. Lucia	0	0	0	0	0
2010 Q4	Americas	St. Maarten (Dutch Part)	:	:	:	:	:
2010 Q4	Americas	St. Martin (French Part)	:	:	:	:	:
2010 Q4	Americas	St. Pierre and Miquelon	0	0	0	0	0
2010 Q4	Americas	St. Vincent and the Grenadines	0	1	0	1	0
2010 Q4	Other	Stateless	32	15	9	6	0
2010 Q4	Africa	Sudan	47	32	12	20	0
2010 Q4	Americas	Surinam	0	0	0	0	0
2010 Q4	Europe	Svalbard and Jan Mayen	0	0	0	0	0
2010 Q4	Africa	Swaziland	0	0	0	0	0
2010 Q4	Europe	Sweden	0	0	0	0	0
2010 Q4	Europe	Switzerland	0	0	0	0	0
2010 Q4	Middle East	Syria	27	16	7	9	0
2010 Q4	Asia	Taiwan	1	0	0	0	0
2010 Q4	Europe	Tajikistan	0	0	0	0	0
2010 Q4	Africa	Tanzania	5	5	1	4	0
2010 Q4	Asia	Thailand	0	0	0	0	0
2010 Q4	Africa	Togo	6	6	0	6	0
2010 Q4	Oceania	Tokelau	0	0	0	0	0
2010 Q4	Oceania	Tonga	0	0	0	0	0
2010 Q4	Americas	Trinidad and Tobago	10	9	4	5	0
2010 Q4	Africa	Tunisia	4	4	2	2	0
2010 Q4	Europe	Turkey	24	26	10	16	0
2010 Q4	Europe	Turkmenistan	1	1	1	0	0
2010 Q4	Americas	Turks and Caicos Islands (British)	0	0	0	0	0
2010 Q4	Oceania	Tuvalu	0	0	0	0	0
2010 Q4	Africa	Uganda	38	33	7	25	1
2010 Q4	Europe	Ukraine	2	3	1	2	0
2010 Q4	Middle East	United Arab Emirates	0	0	0	0	0
2010 Q4	Americas	United States	0	1	0	0	1
2010 Q4	Americas	Uruguay	0	0	0	0	0

<i>Quarter</i>	<i>Geographical region</i>	<i>Country of nationality</i>	<i>Appeals received</i>	<i>Total appeals determined</i>	<i>Appeals allowed</i>	<i>Appeals dismissed</i>	<i>Appeals withdrawn</i>
2010 Q4	Europe	Uzbekistan	1	2	1	1	0
2010 Q4	Oceania	Vanuatu	0	0	0	0	0
2010 Q4	Europe	Vatican City	0	0	0	0	0
2010 Q4	Americas	Venezuela	0	0	0	0	0
2010 Q4	Asia	Vietnam	32	30	7	23	0
2010 Q4	Americas	Virgin Islands (British)	0	0	0	0	0
2010 Q4	Americas	Virgin Islands (US)	0	0	0	0	0
2010 Q4	Oceania	Wallis and Futuna	0	0	0	0	0
2010 Q4	Africa	Western Sahara	5	1	0	1	0
2010 Q4	Middle East	Yemen	5	6	1	5	0
2010 Q4	Africa	Zambia	3	3	2	1	0
2010 Q4	Africa	Zimbabwe	298	301	103	181	17
2011 Q1	Total	*Total	2,878	3,027	837	2,075	115
2011 Q1	Africa	*Total	834	942	335	564	43
2011 Q1	Americas	*Total	42	39	14	24	1
2011 Q1	Asia	*Total Asia	1,342	1,309	279	985	45
2011 Q1	Europe	*Total	92	86	22	58	6
2011 Q1	Middle East	*Total	539	608	169	423	16
2011 Q1	Oceania	*Total	0	0	0	0	0
2011 Q1	Other	*Total	29	43	18	21	4
2011 Q1	Asia	Afghanistan	334	354	47	296	11
2011 Q1	Europe	Albania	23	21	3	14	4
2011 Q1	Africa	Algeria	37	33	5	28	0
2011 Q1	Oceania	American Samoa	0	0	0	0	0
2011 Q1	Europe	Andorra	0	0	0	0	0
2011 Q1	Africa	Angola	9	10	4	6	0
2011 Q1	Americas	Anguilla (British)	0	0	0	0	0
2011 Q1	Americas	Antigua and Barbuda	1	0	0	0	0
2011 Q1	Americas	Argentina	0	0	0	0	0
2011 Q1	Europe	Armenia	0	2	0	2	0
2011 Q1	Americas	Aruba	0	0	0	0	0
2011 Q1	Oceania	Australia	0	0	0	0	0
2011 Q1	Europe	Austria	0	0	0	0	0
2011 Q1	Europe	Azerbaijan	0	1	0	1	0
2011 Q1	Americas	Bahamas, The	0	0	0	0	0
2011 Q1	Middle East	Bahrain	2	2	1	1	0
2011 Q1	Asia	Bangladesh	50	51	4	44	3
2011 Q1	Americas	Barbados	0	0	0	0	0
2011 Q1	Europe	Belarus	3	2	1	1	0
2011 Q1	Europe	Belgium	0	0	0	0	0
2011 Q1	Americas	Belize	1	1	1	0	0
2011 Q1	Africa	Benin	1	1	0	1	0
2011 Q1	Americas	Bermuda (British)	0	0	0	0	0
2011 Q1	Asia	Bhutan	4	4	0	3	1
2011 Q1	Americas	Bolivia	0	0	0	0	0



<i>Quarter</i>	<i>Geographical region</i>	<i>Country of nationality</i>	<i>Appeals received</i>	<i>Total appeals determined</i>	<i>Appeals allowed</i>	<i>Appeals dismissed</i>	<i>Appeals withdrawn</i>
2011 Q1	Americas	Bonaire, Saint Eustatius and Saba	0	0	0	0	0
2011 Q1	Europe	Bosnia and Herzegovina	0	1	0	1	0
2011 Q1	Africa	Botswana	2	4	1	3	0
2011 Q1	Americas	Brazil	0	1	0	1	0
2011 Q1	Other	British overseas citizens	0	0	0	0	0
2011 Q1	Asia	Brunei	0	0	0	0	0
2011 Q1	Europe	Bulgaria	0	0	0	0	0
2011 Q1	Africa	Burkina Faso	1	0	0	0	0
2011 Q1	Asia	Burma	41	38	22	15	1
2011 Q1	Africa	Burundi	2	3	1	2	0
2011 Q1	Asia	Cambodia	0	0	0	0	0
2011 Q1	Africa	Cameroon	13	17	6	10	1
2011 Q1	Americas	Canada	1	0	0	0	0
2011 Q1	Africa	Cape Verde	0	0	0	0	0
2011 Q1	Americas	Cayman Islands (British)	0	0	0	0	0
2011 Q1	Africa	Central African Republic	0	0	0	0	0
2011 Q1	Africa	Chad	1	3	2	1	0
2011 Q1	Americas	Chile	0	1	0	1	0
2011 Q1	Asia	China	176	173	31	138	4
2011 Q1	Oceania	Christmas Island	0	0	0	0	0
2011 Q1	Oceania	Cocos (Keeling) Islands	0	0	0	0	0
2011 Q1	Americas	Colombia	3	2	0	2	0
2011 Q1	Africa	Comoros	0	0	0	0	0
2011 Q1	Africa	Congo	4	6	0	5	1
2011 Q1	Africa	Congo (Democratic Republic)	45	45	15	26	4
2011 Q1	Oceania	Cook Islands	0	0	0	0	0
2011 Q1	Americas	Costa Rica	0	0	0	0	0
2011 Q1	Europe	Croatia	1	0	0	0	0
2011 Q1	Americas	Cuba	2	2	0	2	0
2011 Q1	Americas	Curacao	0	0	0	0	0
2011 Q1	Europe	Cyprus	0	0	0	0	0
2011 Q1	Europe	Cyprus (Northern part of)	0	0	0	0	0
2011 Q1	Europe	Czech Republic	0	0	0	0	0
2011 Q1	Europe	Denmark	0	0	0	0	0
2011 Q1	Africa	Djibouti	1	1	1	0	0
2011 Q1	Americas	Dominica	0	0	0	0	0
2011 Q1	Americas	Dominican Republic	0	0	0	0	0
2011 Q1	Asia	East Timor	0	0	0	0	0
2011 Q1	Americas	Ecuador	1	1	0	1	0
2011 Q1	Africa	Egypt	20	13	3	9	1
2011 Q1	Americas	El Salvador	0	0	0	0	0
2011 Q1	Africa	Equatorial Guinea	0	0	0	0	0
2011 Q1	Africa	Eritrea	60	62	28	34	0

<i>Quarter</i>	<i>Geographical region</i>	<i>Country of nationality</i>	<i>Appeals received</i>	<i>Total appeals determined</i>	<i>Appeals allowed</i>	<i>Appeals dismissed</i>	<i>Appeals withdrawn</i>
2011 Q1	Europe	Estonia	0	0	0	0	0
2011 Q1	Africa	Ethiopia	15	23	7	14	2
2011 Q1	Americas	Falkland Islands (British)	0	0	0	0	0
2011 Q1	Europe	Faroe Islands	0	0	0	0	0
2011 Q1	Oceania	Fiji	0	0	0	0	0
2011 Q1	Europe	Finland	0	0	0	0	0
2011 Q1	Europe	Former Yugoslavia	0	0	0	0	0
2011 Q1	Europe	France	0	0	0	0	0
2011 Q1	Americas	French Guiana	0	0	0	0	0
2011 Q1	Oceania	French Polynesia	0	0	0	0	0
2011 Q1	Africa	Gabon	0	0	0	0	0
2011 Q1	Africa	Gambia, The	35	34	10	23	1
2011 Q1	Europe	Georgia	9	7	2	5	0
2011 Q1	Europe	Germany	0	0	0	0	0
2011 Q1	Africa	Ghana	13	14	3	11	0
2011 Q1	Europe	Gibraltar (British)	0	0	0	0	0
2011 Q1	Europe	Greece	0	0	0	0	0
2011 Q1	Europe	Greenland	0	0	0	0	0
2011 Q1	Americas	Grenada	1	1	1	0	0
2011 Q1	Americas	Guadeloupe	0	0	0	0	0
2011 Q1	Americas	Guam	0	0	0	0	0
2011 Q1	Americas	Guatemala	0	1	1	0	0
2011 Q1	Africa	Guinea	11	21	3	18	0
2011 Q1	Africa	Guinea-Bissau	0	0	0	0	0
2011 Q1	Americas	Guyana	0	0	0	0	0
2011 Q1	Americas	Haiti	1	0	0	0	0
2011 Q1	Oceania	Heard Island and McDonald Islands	0	0	0	0	0
2011 Q1	Americas	Honduras	0	0	0	0	0
2011 Q1	Asia	Hong Kong	0	0	0	0	0
2011 Q1	Europe	Hungary	0	0	0	0	0
2011 Q1	Europe	Iceland	0	0	0	0	0
2011 Q1	Asia	India	35	28	3	24	1
2011 Q1	Asia	Indonesia	0	0	0	0	0
2011 Q1	Middle East	Iran	349	403	128	266	9
2011 Q1	Middle East	Iraq	100	114	15	95	4
2011 Q1	Europe	Ireland	0	0	0	0	0
2011 Q1	Middle East	Israel	1	1	0	1	0
2011 Q1	Europe	Italy	0	0	0	0	0
2011 Q1	Africa	Ivory Coast	18	15	9	6	0
2011 Q1	Americas	Jamaica	23	24	9	14	1
2011 Q1	Asia	Japan	0	0	0	0	0
2011 Q1	Middle East	Jordan	1	2	0	2	0
2011 Q1	Europe	Kazakhstan	0	1	0	1	0
2011 Q1	Africa	Kenya	18	12	3	9	0
2011 Q1	Oceania	Kiribati	0	0	0	0	0
2011 Q1	Asia	Korea (North)	3	8	4	3	1
2011 Q1	Asia	Korea (South)	0	1	1	0	0
2011 Q1	Europe	Kosovo	1	4	2	2	0
2011 Q1	Middle East	Kuwait	9	14	7	7	0
2011 Q1	Europe	Kyrgyzstan	2	4	2	2	0

<i>Quarter</i>	<i>Geographical region</i>	<i>Country of nationality</i>	<i>Appeals received</i>	<i>Total appeals determined</i>	<i>Appeals allowed</i>	<i>Appeals dismissed</i>	<i>Appeals withdrawn</i>
2011 Q1	Asia	Laos	0	0	0	0	0
2011 Q1	Europe	Latvia	1	1	0	1	0
2011 Q1	Middle East	Lebanon	7	12	2	9	1
2011 Q1	Africa	Lesotho	0	0	0	0	0
2011 Q1	Africa	Liberia	1	1	0	1	0
2011 Q1	Africa	Libya	23	24	9	15	0
2011 Q1	Europe	Liechtenstein	0	0	0	0	0
2011 Q1	Europe	Lithuania	0	0	0	0	0
2011 Q1	Europe	Luxembourg	0	0	0	0	0
2011 Q1	Asia	Macau	0	0	0	0	0
2011 Q1	Europe	Macedonia	0	0	0	0	0
2011 Q1	Africa	Madagascar	1	0	0	0	0
2011 Q1	Africa	Malawi	24	19	3	15	1
2011 Q1	Asia	Malaysia	9	9	5	3	1
2011 Q1	Asia	Maldives	0	0	0	0	0
2011 Q1	Africa	Mali	1	0	0	0	0
2011 Q1	Europe	Malta	0	0	0	0	0
2011 Q1	Oceania	Marshall Islands	0	0	0	0	0
2011 Q1	Americas	Martinique	0	0	0	0	0
2011 Q1	Africa	Mauritania	0	1	0	1	0
2011 Q1	Africa	Mauritius	4	5	1	3	1
2011 Q1	Africa	Mayotte	0	0	0	0	0
2011 Q1	Americas	Mexico	0	0	0	0	0
2011 Q1	Oceania	Micronesia	0	0	0	0	0
2011 Q1	Europe	Moldova	0	1	1	0	0
2011 Q1	Europe	Monaco	0	0	0	0	0
2011 Q1	Asia	Mongolia	4	3	1	2	0
2011 Q1	Europe	Montenegro	0	0	0	0	0
2011 Q1	Americas	Montserrat (British)	0	0	0	0	0
2011 Q1	Africa	Morocco	9	4	2	2	0
2011 Q1	Africa	Mozambique	1	0	0	0	0
2011 Q1	Africa	Namibia	3	2	0	2	0
2011 Q1	Oceania	Nauru	0	0	0	0	0
2011 Q1	Asia	Nepal	3	5	0	5	0
2011 Q1	Europe	Netherlands	0	0	0	0	0
2011 Q1	Americas	Netherlands Antilles	0	0	0	0	0
2011 Q1	Oceania	New Caledonia	0	0	0	0	0
2011 Q1	Oceania	New Zealand	0	0	0	0	0
2011 Q1	Americas	Nicaragua	0	0	0	0	0
2011 Q1	Africa	Niger	1	3	0	2	1
2011 Q1	Africa	Nigeria	96	107	26	77	4
2011 Q1	Oceania	Niue	0	0	0	0	0
2011 Q1	Oceania	Norfolk Island	0	0	0	0	0
2011 Q1	Oceania	Northern Mariana Islands	0	0	0	0	0
2011 Q1	Europe	Norway	0	0	0	0	0
2011 Q1	Middle East	Occupied Palestinian Territories	35	28	4	24	0
2011 Q1	Middle East	Oman	1	1	0	0	1
2011 Q1	Other	Other and unknown	1	0	0	0	0
2011 Q1	Asia	Pakistan	296	281	42	229	10
2011 Q1	Oceania	Palau	0	0	0	0	0
2011 Q1	Americas	Panama	0	0	0	0	0
2011 Q1	Oceania	Papua New Guinea	0	0	0	0	0

<i>Quarter</i>	<i>Geographical region</i>	<i>Country of nationality</i>	<i>Appeals received</i>	<i>Total appeals determined</i>	<i>Appeals allowed</i>	<i>Appeals dismissed</i>	<i>Appeals withdrawn</i>
2011 Q1	Americas	Paraguay	0	0	0	0	0
2011 Q1	Americas	Peru	0	0	0	0	0
2011 Q1	Asia	Philippines	1	2	1	1	0
2011 Q1	Oceania	Pitcairn Islands (British)	0	0	0	0	0
2011 Q1	Europe	Poland	0	0	0	0	0
2011 Q1	Europe	Portugal	0	0	0	0	0
2011 Q1	Americas	Puerto Rico	0	0	0	0	0
2011 Q1	Middle East	Qatar	0	0	0	0	0
2011 Q1	Africa	Reunion	0	0	0	0	0
2011 Q1	Europe	Romania	0	0	0	0	0
2011 Q1	Europe	Russia	10	9	4	5	0
2011 Q1	Africa	Rwanda	3	6	2	4	0
2011 Q1	Oceania	Samoa	0	0	0	0	0
2011 Q1	Europe	San Marino	0	0	0	0	0
2011 Q1	Africa	Sao Tome and Principe	0	0	0	0	0
2011 Q1	Middle East	Saudi Arabia	0	0	0	0	0
2011 Q1	Africa	Senegal	4	7	0	6	1
2011 Q1	Europe	Serbia	1	0	0	0	0
2011 Q1	Europe	Serbia and Montenegro	:	:	:	:	:
2011 Q1	Africa	Seychelles	0	0	0	0	0
2011 Q1	Africa	Sierra Leone	15	13	2	9	2
2011 Q1	Asia	Singapore	0	0	0	0	0
2011 Q1	Europe	Slovakia	0	0	0	0	0
2011 Q1	Europe	Slovenia	0	0	0	0	0
2011 Q1	Oceania	Solomon Islands	0	0	0	0	0
2011 Q1	Africa	Somalia	66	77	43	30	4
2011 Q1	Africa	South Africa	27	16	4	10	2
2011 Q1	Americas	South Georgia and South Sandwich Islands	0	0	0	0	0
2011 Q1	Europe	Spain	0	0	0	0	0
2011 Q1	Asia	Sri Lanka	371	330	113	206	11
2011 Q1	Africa	St. Helena (British)	0	0	0	0	0
2011 Q1	Americas	St. Kitts and Nevis	0	0	0	0	0
2011 Q1	Americas	St. Lucia	0	0	0	0	0
2011 Q1	Americas	St. Maarten (Dutch Part)	:	:	:	:	:
2011 Q1	Americas	St. Martin (French Part)	:	:	:	:	:
2011 Q1	Americas	St. Pierre and Miquelon	0	0	0	0	0
2011 Q1	Americas	St. Vincent and the Grenadines	1	1	0	1	0
2011 Q1	Other	Stateless	28	43	18	21	4
2011 Q1	Africa	Sudan	26	40	14	25	1
2011 Q1	Americas	Surinam	0	0	0	0	0

<i>Quarter</i>	<i>Geographical region</i>	<i>Country of nationality</i>	<i>Appeals received</i>	<i>Total appeals determined</i>	<i>Appeals allowed</i>	<i>Appeals dismissed</i>	<i>Appeals withdrawn</i>
2011 Q1	Europe	Svalbard and Jan Mayen	0	0	0	0	0
2011 Q1	Africa	Swaziland	2	1	0	1	0
2011 Q1	Europe	Sweden	0	0	0	0	0
2011 Q1	Europe	Switzerland	0	0	0	0	0
2011 Q1	Middle East	Syria	27	26	10	15	1
2011 Q1	Asia	Taiwan	0	1	0	1	0
2011 Q1	Europe	Tajikistan	0	0	0	0	0
2011 Q1	Africa	Tanzania	3	6	1	5	0
2011 Q1	Asia	Thailand	1	0	0	0	0
2011 Q1	Africa	Togo	2	6	3	3	0
2011 Q1	Oceania	Tokelau	0	0	0	0	0
2011 Q1	Oceania	Tonga	0	0	0	0	0
2011 Q1	Americas	Trinidad and Tobago	6	4	2	2	0
2011 Q1	Africa	Tunisia	4	1	0	1	0
2011 Q1	Europe	Turkey	36	27	5	20	2
2011 Q1	Europe	Turkmenistan	1	0	0	0	0
2011 Q1	Americas	Turks and Caicos Islands (British)	0	0	0	0	0
2011 Q1	Oceania	Tuvalu	0	0	0	0	0
2011 Q1	Africa	Uganda	42	48	13	29	6
2011 Q1	Europe	Ukraine	3	3	1	2	0
2011 Q1	Middle East	United Arab Emirates	1	0	0	0	0
2011 Q1	Americas	United States	0	0	0	0	0
2011 Q1	Americas	Uruguay	0	0	0	0	0
2011 Q1	Europe	Uzbekistan	1	2	1	1	0
2011 Q1	Oceania	Vanuatu	0	0	0	0	0
2011 Q1	Europe	Vatican City	0	0	0	0	0
2011 Q1	Americas	Venezuela	1	0	0	0	0
2011 Q1	Asia	Vietnam	14	21	5	15	1
2011 Q1	Americas	Virgin Islands (British)	0	0	0	0	0
2011 Q1	Americas	Virgin Islands (US)	0	0	0	0	0
2011 Q1	Oceania	Wallis and Futuna	0	0	0	0	0
2011 Q1	Africa	Western Sahara	1	4	2	2	0
2011 Q1	Middle East	Yemen	6	5	2	3	0
2011 Q1	Africa	Zambia	1	5	4	1	0
2011 Q1	Africa	Zimbabwe	168	229	105	114	10
2011 Q2	Total	*Total	2,637	2,806	743	1,835	228
2011 Q2	Africa	*Total	909	855	235	554	66
2011 Q2	Americas	*Total Americas	26	44	14	28	2
2011 Q2	Asia	*Total Asia	1,176	1,302	321	880	101
2011 Q2	Europe	*Total Europe	93	81	30	49	2
2011 Q2	Middle East	*Total Middle East	414	502	135	313	54
2011 Q2	Oceania	*Total Oceania	1	1	1	0	0

<i>Quarter</i>	<i>Geographical region</i>	<i>Country of nationality</i>	<i>Appeals received</i>	<i>Total appeals determined</i>	<i>Appeals allowed</i>	<i>Appeals dismissed</i>	<i>Appeals withdrawn</i>
2011 Q2	Other	*Total					
		Other	18	21	7	11	3
2011 Q2	Asia	Afghanistan	262	285	59	194	32
2011 Q2	Europe	Albania	25	20	6	14	0
2011 Q2	Africa	Algeria	38	36	4	28	4
2011 Q2	Oceania	American Samoa	0	0	0	0	0
2011 Q2	Europe	Andorra	0	0	0	0	0
2011 Q2	Africa	Angola	4	8	1	6	1
2011 Q2	Americas	Anguilla (British)	0	0	0	0	0
2011 Q2	Americas	Antigua and Barbuda	0	1	1	0	0
2011 Q2	Americas	Argentina	1	0	0	0	0
2011 Q2	Europe	Armenia	5	3	2	0	1
2011 Q2	Americas	Aruba	0	0	0	0	0
2011 Q2	Oceania	Australia	0	0	0	0	0
2011 Q2	Europe	Austria	0	0	0	0	0
2011 Q2	Europe	Azerbaijan	3	0	0	0	0
2011 Q2	Americas	Bahamas, The	0	0	0	0	0
2011 Q2	Middle East	Bahrain	3	0	0	0	0
2011 Q2	Asia	Bangladesh	75	67	10	54	3
2011 Q2	Americas	Barbados	0	0	0	0	0
2011 Q2	Europe	Belarus	4	5	2	3	0
2011 Q2	Europe	Belgium	0	0	0	0	0
2011 Q2	Americas	Belize	0	0	0	0	0
2011 Q2	Africa	Benin	0	0	0	0	0
2011 Q2	Americas	Bermuda (British)	0	0	0	0	0
2011 Q2	Asia	Bhutan	0	1	1	0	0
2011 Q2	Americas	Bolivia	2	2	1	1	0
2011 Q2	Americas	Bonaire, Saint Eustatius and Saba	0	0	0	0	0
2011 Q2	Europe	Bosnia and Herzegovina	0	0	0	0	0
2011 Q2	Africa	Botswana	5	2	0	2	0
2011 Q2	Americas	Brazil	1	0	0	0	0
2011 Q2	Other	British overseas citizens	0	0	0	0	0
2011 Q2	Asia	Brunei	0	0	0	0	0
2011 Q2	Europe	Bulgaria	0	0	0	0	0
2011 Q2	Africa	Burkina Faso	0	1	0	1	0
2011 Q2	Asia	Burma	22	38	25	9	4
2011 Q2	Africa	Burundi	1	1	0	1	0
2011 Q2	Asia	Cambodia	0	0	0	0	0
2011 Q2	Africa	Cameroon	9	11	5	5	1
2011 Q2	Americas	Canada	0	1	0	1	0
2011 Q2	Africa	Cape Verde	0	0	0	0	0
2011 Q2	Americas	Cayman Islands (British)	0	0	0	0	0
2011 Q2	Africa	Central African Republic	0	0	0	0	0
2011 Q2	Africa	Chad	0	1	0	1	0
2011 Q2	Americas	Chile	0	0	0	0	0
2011 Q2	Asia	China	119	167	26	119	22
2011 Q2	Oceania	Christmas Island	0	0	0	0	0

<i>Quarter</i>	<i>Geographical region</i>	<i>Country of nationality</i>	<i>Appeals received</i>	<i>Total appeals determined</i>	<i>Appeals allowed</i>	<i>Appeals dismissed</i>	<i>Appeals withdrawn</i>
2011 Q2	Oceania	Cocos (Keeling) Islands	0	0	0	0	0
2011 Q2	Americas	Colombia	3	7	2	5	0
2011 Q2	Africa	Comoros	0	0	0	0	0
2011 Q2	Africa	Congo	4	1	0	1	0
2011 Q2	Africa	Congo (Democratic Republic)	27	45	15	26	4
2011 Q2	Oceania	Cook Islands	0	0	0	0	0
2011 Q2	Americas	Costa Rica	0	0	0	0	0
2011 Q2	Europe	Croatia	0	1	1	0	0
2011 Q2	Americas	Cuba	0	2	0	2	0
2011 Q2	Americas	Curacao	0	0	0	0	0
2011 Q2	Europe	Cyprus	0	0	0	0	0
2011 Q2	Europe	Cyprus (Northern part of)	0	0	0	0	0
2011 Q2	Europe	Czech Republic	0	0	0	0	0
2011 Q2	Europe	Denmark	0	0	0	0	0
2011 Q2	Africa	Djibouti	1	0	0	0	0
2011 Q2	Americas	Dominica	1	0	0	0	0
2011 Q2	Americas	Dominican Republic	0	0	0	0	0
2011 Q2	Asia	East Timor	0	0	0	0	0
2011 Q2	Americas	Ecuador	0	0	0	0	0
2011 Q2	Africa	Egypt	11	15	5	9	1
2011 Q2	Americas	El Salvador	0	0	0	0	0
2011 Q2	Africa	Equatorial Guinea	0	0	0	0	0
2011 Q2	Africa	Eritrea	61	67	28	33	6
2011 Q2	Europe	Estonia	0	0	0	0	0
2011 Q2	Africa	Ethiopia	9	15	5	7	3
2011 Q2	Americas	Falkland Islands (British)	0	0	0	0	0
2011 Q2	Europe	Faroe Islands	0	0	0	0	0
2011 Q2	Oceania	Fiji	1	1	1	0	0
2011 Q2	Europe	Finland	0	0	0	0	0
2011 Q2	Europe	Former Yugoslavia	0	0	0	0	0
2011 Q2	Europe	France	0	0	0	0	0
2011 Q2	Americas	French Guiana	0	0	0	0	0
2011 Q2	Oceania	French Polynesia	0	0	0	0	0
2011 Q2	Africa	Gabon	0	0	0	0	0
2011 Q2	Africa	Gambia, The	40	36	14	21	1
2011 Q2	Europe	Georgia	5	8	3	4	1
2011 Q2	Europe	Germany	0	0	0	0	0
2011 Q2	Africa	Ghana	17	17	2	14	1
2011 Q2	Europe	Gibraltar (British)	0	0	0	0	0
2011 Q2	Europe	Greece	0	0	0	0	0
2011 Q2	Europe	Greenland	0	0	0	0	0
2011 Q2	Americas	Grenada	1	1	0	1	0
2011 Q2	Americas	Guadeloupe	0	0	0	0	0
2011 Q2	Americas	Guam	0	0	0	0	0
2011 Q2	Americas	Guatemala	0	0	0	0	0
2011 Q2	Africa	Guinea	6	6	0	6	0

<i>Quarter</i>	<i>Geographical region</i>	<i>Country of nationality</i>	<i>Appeals received</i>	<i>Total appeals determined</i>	<i>Appeals allowed</i>	<i>Appeals dismissed</i>	<i>Appeals withdrawn</i>
2011 Q2	Africa	Guinea-Bissau	0	0	0	0	0
2011 Q2	Americas	Guyana	0	0	0	0	0
2011 Q2	Americas	Haiti	0	1	0	1	0
2011 Q2	Oceania	Heard Island and McDonald Islands	0	0	0	0	0
2011 Q2	Americas	Honduras	1	1	1	0	0
2011 Q2	Asia	Hong Kong	0	0	0	0	0
2011 Q2	Europe	Hungary	0	0	0	0	0
2011 Q2	Europe	Iceland	0	0	0	0	0
2011 Q2	Asia	India	30	32	5	26	1
2011 Q2	Asia	Indonesia	0	0	0	0	0
2011 Q2	Middle East	Iran	283	338	94	208	36
2011 Q2	Middle East	Iraq	52	81	19	52	10
2011 Q2	Europe	Ireland	0	0	0	0	0
2011 Q2	Middle East	Israel	1	0	0	0	0
2011 Q2	Europe	Italy	0	0	0	0	0
2011 Q2	Africa	Ivory Coast	49	34	6	26	2
2011 Q2	Americas	Jamaica	9	20	8	11	1
2011 Q2	Asia	Japan	0	0	0	0	0
2011 Q2	Middle East	Jordan	2	1	0	1	0
2011 Q2	Europe	Kazakhstan	0	0	0	0	0
2011 Q2	Africa	Kenya	17	16	5	10	1
2011 Q2	Oceania	Kiribati	0	0	0	0	0
2011 Q2	Asia	Korea (North)	6	7	3	3	1
2011 Q2	Asia	Korea (South)	1	0	0	0	0
2011 Q2	Europe	Kosovo	5	4	1	3	0
2011 Q2	Middle East	Kuwait	8	5	2	3	0
2011 Q2	Europe	Kyrgyzstan	0	0	0	0	0
2011 Q2	Asia	Laos	0	0	0	0	0
2011 Q2	Europe	Latvia	0	0	0	0	0
2011 Q2	Middle East	Lebanon	4	5	2	3	0
2011 Q2	Africa	Lesotho	1	1	0	1	0
2011 Q2	Africa	Liberia	2	1	0	1	0
2011 Q2	Africa	Libya	148	55	18	26	11
2011 Q2	Europe	Liechtenstein	0	0	0	0	0
2011 Q2	Europe	Lithuania	0	0	0	0	0
2011 Q2	Europe	Luxembourg	0	0	0	0	0
2011 Q2	Asia	Macau	0	0	0	0	0
2011 Q2	Europe	Macedonia	1	0	0	0	0
2011 Q2	Africa	Madagascar	0	1	0	1	0
2011 Q2	Africa	Malawi	19	24	7	15	2
2011 Q2	Asia	Malaysia	6	3	1	2	0
2011 Q2	Asia	Maldives	0	0	0	0	0
2011 Q2	Africa	Mali	1	1	0	1	0
2011 Q2	Europe	Malta	0	0	0	0	0
2011 Q2	Oceania	Marshall Islands	0	0	0	0	0
2011 Q2	Americas	Martinique	0	0	0	0	0
2011 Q2	Africa	Mauritania	0	0	0	0	0
2011 Q2	Africa	Mauritius	3	2	0	2	0
2011 Q2	Africa	Mayotte	0	0	0	0	0
2011 Q2	Americas	Mexico	1	1	0	1	0
2011 Q2	Oceania	Micronesia	0	0	0	0	0
2011 Q2	Europe	Moldova	0	0	0	0	0
2011 Q2	Europe	Monaco	0	0	0	0	0
2011 Q2	Asia	Mongolia	5	5	1	4	0
2011 Q2	Europe	Montenegro	0	0	0	0	0
2011 Q2	Americas	Montserrat (British)	0	0	0	0	0



<i>Quarter</i>	<i>Geographical region</i>	<i>Country of nationality</i>	<i>Appeals received</i>	<i>Total appeals determined</i>	<i>Appeals allowed</i>	<i>Appeals dismissed</i>	<i>Appeals withdrawn</i>
2011 Q2	Africa	Morocco	6	6	1	5	0
2011 Q2	Africa	Mozambique	0	1	0	1	0
2011 Q2	Africa	Namibia	3	2	0	2	0
2011 Q2	Oceania	Nauru	0	0	0	0	0
2011 Q2	Asia	Nepal	7	8	0	8	0
2011 Q2	Europe	Netherlands	0	0	0	0	0
2011 Q2	Americas	Netherlands Antilles	0	0	0	0	0
2011 Q2	Oceania	New Caledonia	0	0	0	0	0
2011 Q2	Oceania	New Zealand	0	0	0	0	0
2011 Q2	Americas	Nicaragua	0	0	0	0	0
2011 Q2	Africa	Niger	1	1	0	1	0
2011 Q2	Africa	Nigeria	96	85	13	68	4
2011 Q2	Oceania	Niue	0	0	0	0	0
2011 Q2	Oceania	Norfolk Island	0	0	0	0	0
2011 Q2	Oceania	Northern Mariana Islands	0	0	0	0	0
2011 Q2	Europe	Norway	0	0	0	0	0
2011 Q2	Middle East	Occupied Palestinian Territories	37	41	6	33	2
2011 Q2	Middle East	Oman	0	0	0	0	0
2011 Q2	Other	Other and unknown	0	0	0	0	0
2011 Q2	Asia	Pakistan	314	313	44	243	26
2011 Q2	Oceania	Palau	0	0	0	0	0
2011 Q2	Americas	Panama	0	0	0	0	0
2011 Q2	Oceania	Papua New Guinea	0	0	0	0	0
2011 Q2	Americas	Paraguay	0	0	0	0	0
2011 Q2	Americas	Peru	0	0	0	0	0
2011 Q2	Asia	Philippines	0	0	0	0	0
2011 Q2	Oceania	Pitcairn Islands (British)	0	0	0	0	0
2011 Q2	Europe	Poland	0	0	0	0	0
2011 Q2	Europe	Portugal	0	0	0	0	0
2011 Q2	Americas	Puerto Rico	0	0	0	0	0
2011 Q2	Middle East	Qatar	0	0	0	0	0
2011 Q2	Africa	Reunion	0	0	0	0	0
2011 Q2	Europe	Romania	0	0	0	0	0
2011 Q2	Europe	Russia	8	10	5	5	0
2011 Q2	Africa	Rwanda	3	3	1	2	0
2011 Q2	Oceania	Samoa	0	0	0	0	0
2011 Q2	Europe	San Marino	0	0	0	0	0
2011 Q2	Africa	Sao Tome and Principe	0	0	0	0	0
2011 Q2	Middle East	Saudi Arabia	0	0	0	0	0
2011 Q2	Africa	Senegal	10	7	2	5	0
2011 Q2	Europe	Serbia	1	0	0	0	0
2011 Q2	Europe	Serbia and Montenegro	:	:	:	:	:
2011 Q2	Africa	Seychelles	1	0	0	0	0
2011 Q2	Africa	Sierra Leone	12	13	3	10	0
2011 Q2	Asia	Singapore	0	0	0	0	0
2011 Q2	Europe	Slovakia	0	0	0	0	0
2011 Q2	Europe	Slovenia	0	0	0	0	0

<i>Quarter</i>	<i>Geographical region</i>	<i>Country of nationality</i>	<i>Appeals received</i>	<i>Total appeals determined</i>	<i>Appeals allowed</i>	<i>Appeals dismissed</i>	<i>Appeals withdrawn</i>
2011 Q2	Oceania	Solomon Islands	0	0	0	0	0
2011 Q2	Africa	Somalia	54	54	29	23	2
2011 Q2	Africa	South Africa	10	18	5	12	1
2011 Q2	Americas	South Georgia and South Sandwich Islands	0	0	0	0	0
2011 Q2	Europe	Spain	0	0	0	0	0
2011 Q2	Asia	Sri Lanka	317	362	141	210	11
2011 Q2	Africa	St. Helena (British)	0	0	0	0	0
2011 Q2	Americas	St. Kitts and Nevis	1	1	0	1	0
2011 Q2	Americas	St. Lucia	1	1	1	0	0
2011 Q2	Americas	St. Maarten (Dutch Part)	:	:	:	:	:
2011 Q2	Americas	St. Martin (French Part)	:	:	:	:	:
2011 Q2	Americas	St. Pierre and Miquelon	0	0	0	0	0
2011 Q2	Americas	St. Vincent and the Grenadines	2	1	0	1	0
2011 Q2	Other	Stateless	18	21	7	11	3
2011 Q2	Africa	Sudan	35	36	10	20	6
2011 Q2	Americas	Surinam	1	0	0	0	0
2011 Q2	Europe	Svalbard and Jan Mayen	0	0	0	0	0
2011 Q2	Africa	Swaziland	2	3	0	2	1
2011 Q2	Europe	Sweden	0	0	0	0	0
2011 Q2	Europe	Switzerland	0	0	0	0	0
2011 Q2	Middle East	Syria	18	25	8	11	6
2011 Q2	Asia	Taiwan	0	0	0	0	0
2011 Q2	Europe	Tajikistan	0	0	0	0	0
2011 Q2	Africa	Tanzania	3	3	0	3	0
2011 Q2	Asia	Thailand	0	1	1	0	0
2011 Q2	Africa	Togo	0	1	0	1	0
2011 Q2	Oceania	Tokelau	0	0	0	0	0
2011 Q2	Oceania	Tonga	0	0	0	0	0
2011 Q2	Americas	Trinidad and Tobago	0	3	0	2	1
2011 Q2	Africa	Tunisia	8	11	1	9	1
2011 Q2	Europe	Turkey	33	27	9	18	0
2011 Q2	Europe	Turkmenistan	0	0	0	0	0
2011 Q2	Americas	Turks and Caicos Islands (British)	0	0	0	0	0
2011 Q2	Oceania	Tuvalu	0	0	0	0	0
2011 Q2	Africa	Uganda	40	40	14	24	2
2011 Q2	Europe	Ukraine	1	2	1	1	0
2011 Q2	Middle East	United Arab Emirates	0	1	0	1	0
2011 Q2	Americas	United States	1	1	0	1	0
2011 Q2	Americas	Uruguay	0	0	0	0	0

<i>Quarter</i>	<i>Geographical region</i>	<i>Country of nationality</i>	<i>Appeals received</i>	<i>Total appeals determined</i>	<i>Appeals allowed</i>	<i>Appeals dismissed</i>	<i>Appeals withdrawn</i>
2011 Q2	Europe	Uzbekistan	2	1	0	1	0
2011 Q2	Oceania	Vanuatu	0	0	0	0	0
2011 Q2	Europe	Vatican City	0	0	0	0	0
2011 Q2	Americas	Venezuela	0	0	0	0	0
2011 Q2	Asia	Vietnam	12	13	4	8	1
2011 Q2	Americas	Virgin Islands (British)	0	0	0	0	0
2011 Q2	Americas	Virgin Islands (US)	0	0	0	0	0
2011 Q2	Oceania	Wallis and Futuna	0	0	0	0	0
2011 Q2	Africa	Western Sahara	0	1	0	1	0
2011 Q2	Middle East	Yemen	6	5	4	1	0
2011 Q2	Africa	Zambia	3	3	1	2	0
2011 Q2	Africa	Zimbabwe	149	170	40	119	11

## BEFORE ENTRY

*All tables*

: = Not applicable.

.. = Not available.

## ENTRY CLEARANCE VISAS

*All visa tables*

Data on entry clearance visas are Management Information. For further information see the *User Guide to Home Office Immigration Statistics*.

Entry clearance visas data are currently updated for all quarters at each publication.

In May/June 2011, UKBA visa application centre in Muscat, Oman processed a small number of entry clearance visas using a new database application. Figures for these visas do not appear in these tables. Figures for these entry clearance visas will be included in subsequent publications when visa data are revised.

*Visas by Category Tables*

## PBS = Points Based System

Dependants are allocated an entry clearance category according to the circumstances of their application. It may not be the same as the category allocated to main applicant.

Tier 1 & pre-PBS equivalent: Other permit free employment—Highly skilled includes those under the Highly Skilled Migrant Programme (HSMP).

Tier 2 dependants are not identified by the type of endorsement of the main applicant.

For work-related entry clearance visas pre-PBS equivalents or non-PBS categories where the endorsement can not be fully assigned to being equivalent to a particular Tier or non-PBS category appear in the category “Other pre-PBS or non-PBS”.

The Student visitor category provides for persons who wish to come to the UK as a visitor and undertake a short period of study that will be completed within the period of their leave. Includes those who applied on the “Short-term student” endorsement. For further information see the *User Guide to Home Office Immigration Statistics*.

The category “Dependents joining/accompanying” was introduced in Control of Immigration: Quarterly statistical summary Q1 2011 and includes those dependents applying for a visa on the basis of their relationship with another migrant.

*Visas by Country of nationality tables*

European Economic Area (EEA) nationals do not require a visa. However records suggest that some apply and are issued with visas. These data also include Swiss nationals and holders of "Turkish Republic of northern Cyprus" passports who are not EEA nationals.

Visas issued to those recorded as "Serbia & Montenegro" are currently included within "Serbia"; this will be revised in later releases.

*Table be.07*

Appeal outcomes do not necessarily relate to appeals received in the same period.

Appeal outcomes by date the notification from the Tribunals Service Immigration & Asylum (formerly AIT) was received at the appropriate Post. Figures appearing in the table will be different to those based on appeal decision date. Differences to any data published by Tribunals Service Immigration & Asylum can also arise due to administrative procedures at individual posts or should there be a delay in the reporting and recording process (e.g. due to geographical location)

Appeals are made to the post that the visa application was made to; this is not necessarily reflective of the country of nationality of the applicant.

Posts with fewer than 10 appeals received are listed under "Other posts".

Decisions and subsequent appeals on applications submitted to Algiers from 2 November 2008 have been dealt with in London.

Most applications made in Pakistan are now dealt with in Abu Dhabi, with settlement applications being processed in London.

NON-ASYLUM PASSENGERS INITIALLY REFUSED ENTRY

*Tables be.08 and be.08q*

Data from Q1 2010 onwards are provisional.

Within the Index "Annual" and "Quarterly" refer to the *Control of Immigration: Statistics United Kingdom*, 2009 and Q1 2011 bulletins.

Filtering large tables

Several of the tables in this presentation include filters (grey buttons in the bottom right corner of the cell at the top of columns) to allow users to select which part of the data they wish to view. To use the filters click on the button and select the item you want to see from the list. The arrow turns blue to indicate a filter has been selected for that column. To undo or change the selection click on the button again and select "All" at the top of the list or another item from the list. Multiple items can be selected using the "Custom" option from the list. More than one column can be filtered at the same time.

Appendix H  
Table be.01

## ENTRY CLEARANCE VISA APPLICATIONS AND RESOLUTION BY CATEGORY, 2010

Type	Category	Applications Resolved	Issued	% Refused	% Withdrawn Lapsed
<b>*Total</b>	<b>*Total</b>	<b>2,559,363</b>	<b>2,144,770</b>	<b>84%</b>	<b>26,454</b>
Work	*Total	182,576	160,750	88%	1,118
Study	*Total (including Student Visitors)	425,668	334,749	74%	98,758
Family route	*Total	68,741	53,728	75%	16,941
Dep. joining/ accompanying	*Total	19,440	15,360	80%	3,735
Other	*Total	1,833,688	1,580,183	86%	245,499
Work	*Total	21,511	16,004	79%	4,021
Work	*Total	19,515	16,946	87%	2,462
Work	*Total	42,910	39,925	93%	3,000
Work	*Total	31,315	28,271	90%	2,978
Work	*Total	38,911	36,540	93%	2,433
Work	*Total	1,523	1,278	85%	214
Work	*Total	25,411	20,611	81%	4,580
Work	*Total	531	336	62%	200
Study	*Total	949	839	86%	117
Study	*Total	322,767	253,797	74%	77,479
Work	*Total	44,465	31,761	68%	13,081
Work	Tier 1—General	14,293	10,128	78%	2,704
Work	Tier 1—Investors	233	211	91%	18
Work	Tier 1—Entrepreneurs	259	189	74%	59
	applicant				7
	applicant				0
	applicant				3
	applicant				105
	applicant				26
	applicant				52
	applicant				1,984
	applicant				454
	applicant				13,106
	applicant				254
	applicant				0
	applicant				4
	applicant				309
	applicant				70
	applicant				0
	applicant				12
	applicant				34
	applicant				4
	applicant				17
	applicant				1
	applicant				454
	applicant				52
	applicant				1,984
	applicant				105
	applicant				3
	applicant				0
	applicant				7
	applicant				0

Type	Category	Applications	Resolved	Issued	% Refused	% Withdrawn	Lapsed			
Work	Tier 1 & pre-PBS equivalent	Main applicant	6,515	6,464	5,360	83%	1,070	17%	31	3
Work	Tier 1 & pre-PBS equivalent	Main applicant	:	:	:	:	:	:	:	:
Work	Tier 1 & pre-PBS equivalent	Main applicant	4	3	1	33%	1	33%	1	0
Work	Tier 1 & pre-PBS equivalent	Main applicant	:	2	1	50%	1	50%	0	0
Work	Tier 1 & pre-PBS equivalent	Main applicant	207	299	114	38%	168	56%	8	9
Work	Tier 1 & pre-PBS equivalent	Dependant	14,646	14,466	12,815	89%	1,568	11%	69	14
Work	Tier 1 & pre-PBS equivalent	Dependant	438	421	372	88%	42	10%	6	1
Work	Tier 1 & pre-PBS equivalent	Dependant	306	312	241	77%	66	21%	5	0
Work	Tier 1 & pre-PBS equivalent	Dependant	3,864	4,001	3,245	81%	745	19%	11	0
Work	Tier 1 & pre-PBS equivalent	Dependant	:	:	:	:	:	:	:	:
Work	Tier 1 & pre-PBS equivalent	Dependant	11	11	8	73%	1	9%	2	0
Work	Tier 1 & pre-PBS equivalent	Dependant	250	334	265	79%	40	12%	13	16
Work	Tier 2 & pre-PBS equivalent	Main applicant	11,382	11,590	9,914	86%	1,613	14%	54	9
Work	Tier 2 & pre-PBS equivalent	Main applicant	30,573	30,349	29,173	96%	1,106	4%	61	9
Work	Tier 2 & pre-PBS equivalent	Main applicant	:	:	:	:	:	:	:	:
Work	Tier 2 & pre-PBS equivalent	Main applicant	:	:	:	:	:	:	:	:
Work	Tier 2 & pre-PBS equivalent	Main applicant	475	468	365	78%	97	21%	5	1
Work	Tier 2 & pre-PBS equivalent	Main applicant	256	257	229	89%	18	7%	10	0
Work	Tier 2 & pre-PBS equivalent	Main applicant	223	471	241	51%	165	35%	37	28

Type	Category	Applications	Resolved	Issued	% Refused	% Withdrawn	Lapsed			
Work	Tier 2 & pre-PBS equivalent	Main applicant	1	5	3	60%	1	20%	0	1
Work	Tier 2 & pre-PBS equivalent	Main applicant	:	:	:	:	:	:	:	:
Work	Tier 2 & pre-PBS equivalent	Dependant	27,499	27,199	24,606	90%	2,504	9%	77	12
Work	Tier 2 & pre-PBS equivalent	Dependant	:	:	:	:	:	:	:	:
Work	Tier 2 & pre-PBS equivalent	Dependant	:	:	:	:	:	:	:	:
Work	Tier 2 & pre-PBS equivalent	Dependant	3,816	4,185	3,665	88%	474	11%	21	25
Work	Tier 2 & pre-PBS equivalent	Main applicant	2,379	2,404	2,259	94%	129	5%	14	2
Work	Tier 5 & pre-PBS equivalent	Main applicant	8,459	8,379	7,757	93%	480	6%	133	9
Work	Tier 5 & pre-PBS equivalent	Main applicant	3,401	3,405	3,235	95%	148	4%	19	3
Work	Tier 5 & pre-PBS equivalent	Main applicant	554	561	453	81%	99	18%	8	1
Work	Tier 5 & pre-PBS equivalent	Main applicant	1,938	1,938	1,550	80%	378	20%	8	2
Work	Tier 5 & pre-PBS equivalent	Main applicant	22,149	22,009	20,720	94%	1,166	5%	120	3
Work	Tier 5 & pre-PBS equivalent	Main applicant	2	2	:	-	1	50%	0	1
Work	Tier 5 & pre-PBS equivalent	Main applicant	:	22	14	64%	5	23%	0	3
Work	Tier 5 & pre-PBS equivalent	Main applicant	27	626	550	88%	25	4%	7	44
Work	Tier 5 & pre-PBS equivalent	Main applicant	2	6	2	33%	2	33%	0	2
Work	Tier 5 & pre-PBS equivalent	Dependant	1,523	1,504	1,278	85%	214	14%	12	0
Work	Non-PBS	Main applicant	19,688	19,780	15,351	78%	4,242	21%	164	23
Work	Non-PBS	Main applicant	5,127	5,093	4,770	94%	242	5%	71	10

Type	Category	Applications	Resolved	Issued	% Refused	% Withdrawn	Lapsed			
Work	Non-PBS	Main applicant	596	606	490	81%	96	16%	19	1
Work	Non-PBS	Dependant								
Work	Other	Main applicant	531	540	336	62%	200	37%	0	4
Study	Tier 4 & pre-PBS equivalent	Main applicant	949	974	839	86%	117	12%	17	1
Study	Tier 4 & pre-PBS equivalent	Main applicant	311,997	329,476	242,063	73%	74,374	23%	12,935	104
Study	Tier 4 & pre-PBS equivalent	Main applicant	10,231	10,163	8,341	82%	1,747	17%	73	2
Study	Tier 4 & pre-PBS equivalent	Main applicant	535	5,192	3,393	65%	1,357	26%	95	347
Study	Tier 4 & pre-PBS equivalent	Main applicant	4	5	:	-	1	20%	3	1
Study	Tier 4 & pre-PBS equivalent	Dependant	42,403	44,216	29,823	67%	12,429	28%	1,948	16
Study	Tier 4 & pre-PBS equivalent	Dependant	2,062	2,662	1,938	73%	652	24%	36	36
Family route	-	Main applicant	58,436	57,705	49,191	85%	8,198	14%	287	29
Family route	-	All	48,923	48,293	38,427	80%	9,541	20%	247	78
Family route	-	All	1,734	2,243	2,053	92%	171	8%	15	4
Family route	-	All	116	118	107	91%	11	9%	0	0
Family route	-	All	8,452	9,600	5,591	58%	3,927	41%	55	27
Family route	-	All	6,146	6,926	4,887	71%	1,936	28%	63	40
Family route	-	All	3,370	4,047	2,663	66%	1,355	33%	16	13
Dep. joining/ accompanying	-	Dependant	5,548	5,682	5,080	89%	541	10%	42	19
Dep. joining/ accompanying	-	Dependant	13,739	13,362	10,216	76%	3,096	23%	29	21
Dep. joining/ accompanying	-	Dependant	153	164	64	39%	98	60%	1	1
Other	Other temporary visas	All	25,785	25,667	20,751	81%	4,569	18%	286	61
Other	Other temporary visas	Main applicant								
Other	Other temporary visas	Dependant	1,573,924	1,577,764	1,352,869	86%	215,345	14%	7,745	1,805
Other	Other temporary visas	All	188,448	188,578	165,929	88%	21,899	12%	653	97
Other	Other temporary visas	All	32,155	32,147	28,955	90%	2,576	8%	460	156
Other	Other temporary visas	All	9,064	8,820	8,253	94%	345	4%	186	36



Type	Category	Applications Resolved	Issued	% Refused	% Withdrawn	Lapsed			
Other	Other settlement visas	Main applicant	2,578	2,075	79%	430	16%	110	26
Other	Other settlement visas	All	1,734	1,351	77%	335	19%	51	19
		Certificate of entitlement to right of abode							
		Other settlement (indefinite leave)							

**Table be.02**

ENTRY CLEARANCE VISA APPLICATIONS AND RESOLUTION BY COUNTRY OF NATIONALITY, 2010

Region	Country of nationality	Applications	Resolved	Issued	%	Refused	%	Withdrawn	Lapsed
<b>Total</b>	<b>*Total</b>	<b>2,530,113</b>	<b>2,559,363</b>	<b>2,144,770</b>	<b>84%</b>	<b>384,938</b>	<b>15%</b>	<b>26,454</b>	<b>3,201</b>
Africa	*Total Africa	536,516	537,733	420,874	78%	113,102	21%	2,521	1,236
Americas	*Total Americas	120,996	120,790	106,709	88%	12,668	10%	1,316	97
Asia	*Total Asia	1,177,976	1,212,015	997,034	82%	195,135	16%	18,439	1,407
Europe	*Total Europe	373,699	370,988	334,479	90%	34,110	9%	2,204	195
Middle East	*Total Middle East	277,865	275,171	248,581	90%	24,721	9%	1,652	217
Oceania	*Total Oceania	33,154	32,936	30,258	92%	2,412	7%	228	38
Other	*Total Other	9,907	9,730	6,835	70%	2,790	29%	94	11
Asia	Afghanistan	6,867	7,108	4,150	58%	2,834	40%	101	23
Europe	Albania	7,830	8,024	5,730	71%	2,199	27%	71	24
Africa	Algeria	14,377	14,099	9,550	68%	4,496	32%	47	6
Oceania	American Samoa	0	0	0	-	0	-	0	0
Europe	Andorra	4	4	3	75%	1	25%	0	0
Africa	Angola	3,820	3,899	2,869	74%	915	23%	25	90
Americas	Anguilla (British)	0	0	0	-	0	-	0	0
Americas	Antigua and Barbuda	46	43	36	84%	7	16%	0	0
Americas	Argentina	1,008	999	908	91%	88	9%	3	0
Europe	Armenia	2,402	2,436	2,120	87%	267	11%	24	25
Americas	Aruba	0	0	0	-	0	-	0	0
Oceania	Australia	24,168	23,978	22,035	92%	1,749	7%	166	28
Europe	Austria	3	3	2	67%	1	33%	0	0
Europe	Azerbaijan	6,557	6,513	5,132	79%	1,322	20%	54	5
Americas	Bahamas, The	117	109	73	67%	35	32%	1	0
Middle East	Bahrain	9,004	9,000	8,808	98%	172	2%	20	0
Asia	Bangladesh	43,499	46,945	31,105	66%	14,032	30%	1,766	42
Americas	Barbados	256	257	209	81%	44	17%	4	0
Europe	Belarus	9,295	9,309	8,109	87%	1,141	12%	51	8
Europe	Belgium	1	1	1	100%	0	-	0	0
Americas	Belize	42	44	41	93%	3	7%	0	0

Region	Country of nationality	Applications	Resolved	Issued	%	Refused	%	Withdrawn	Lapsed
Africa	Benin	750	751	435	58%	307	41%	8	1
Americas	Bermuda (British)	2	1	1	100%	0	-	0	0
Asia	Bhutan	281	270	244	90%	25	9%	1	0
Americas	Bolivia	1,185	1,180	981	83%	189	16%	8	2
Americas	Bonaire, Sint Eustatius and Saba	:	:	:	:	:	:	:	:
Europe	Bosnia and Herzegovina	3,639	3,647	3,490	96%	148	4%	9	0
Africa	Botswana	490	485	394	81%	80	16%	6	5
Americas	Brazil	6,158	6,207	5,187	84%	964	16%	25	31
Other	British overseas citizens	117	122	82	67%	25	20%	12	3
Asia	Brunei	1,259	1,245	1,211	97%	32	3%	2	0
Europe	Bulgaria	16	16	13	81%	2	13%	1	0
Africa	Burkina	409	409	280	68%	126	31%	3	0
Asia	Burma	2,525	2,590	1,767	68%	741	29%	82	0
Africa	Burundi	388	412	241	58%	165	40%	5	1
Asia	Cambodia	693	709	562	79%	131	18%	15	1
Africa	Cameroon	6,030	6,117	4,477	73%	1,588	26%	44	8
Americas	Canada	12,375	12,342	11,219	91%	545	4%	578	0
Africa	Cape Verde	211	209	127	61%	82	39%	0	0
Americas	Cayman Islands (British)	0	0	0	-	0	-	0	0
Africa	Central African Republic	79	78	47	60%	28	36%	3	0
Africa	Chad	113	116	66	57%	48	41%	2	0
Americas	Chile	1,041	1,049	893	85%	145	14%	11	0
Asia	China	234,510	235,466	215,045	91%	17,837	8%	2,333	251
Oceania	Christmas Island	0	0	0	-	0	-	0	0
Oceania	Cocos (Keeling) Islands	0	0	0	-	0	-	0	0
Americas	Colombia	24,011	23,995	21,234	88%	2,647	11%	100	14
Africa	Comoros	79	78	51	65%	26	33%	1	0
Africa	Congo	1,077	1,099	616	56%	467	42%	12	4
Africa	Congo (Democratic Republic)	3,606	3,711	1,803	49%	1,851	50%	18	39
Oceania	Cook Islands	0	0	0	-	0	-	0	0
Americas	Costa Rica	91	91	79	87%	12	13%	0	0
Europe	Croatia	508	494	408	83%	76	15%	9	1
Americas	Cuba	1,865	1,867	1,548	83%	303	16%	14	2
Americas	Curacao	:	:	:	:	:	:	:	:
Europe	Cyprus	666	704	511	73%	185	26%	8	0
Europe	Cyprus (Northern part of)	309	305	180	59%	123	40%	2	0
Europe	Czech Republic	1	1	0	-	0	-	0	1
Europe	Denmark	3	3	1	33%	0	-	2	0

<i>Region</i>	<i>Country of nationality</i>	<i>Applications</i>	<i>Resolved</i>	<i>Issued</i>	<i>%</i>	<i>Refused</i>	<i>%</i>	<i>Withdrawn</i>	<i>Lapsed</i>
Africa	Djibouti	192	195	114	58%	74	38%	5	2
Americas	Dominica	70	67	47	70%	19	28%	1	0
Americas	Dominican Republic	1,367	1,365	1,167	85%	185	14%	6	7
Asia	East Timor	11	11	8	73%	3	27%	0	0
Americas	Ecuador	3,569	3,551	3,111	88%	426	12%	14	0
Africa	Egypt	41,173	41,034	36,185	88%	4,532	11%	293	24
Americas	El Salvador	51	51	38	75%	11	22%	2	0
Africa	Equatorial Guinea	204	206	158	77%	46	22%	2	0
Africa	Eritrea	1,824	1,970	1,393	71%	549	28%	20	8
Europe	Estonia	0	0	0	-	0	-	0	0
Africa	Ethiopia	4,624	4,717	3,441	73%	1,190	25%	57	29
Americas	Falkland Islands (British)	0	0	0	-	0	-	0	0
Europe	Faroe Islands	0	0	0	-	0	-	0	0
Oceania	Fiji	1,203	1,220	1,067	87%	148	12%	4	1
Europe	Finland	1	1	0	-	1	100%	0	0
Europe	Former Yugoslavia	985	999	872	87%	119	12%	7	1
Europe	France	2	2	1	50%	1	50%	0	0
Americas	French Guiana	0	0	0	-	0	-	0	0
Oceania	French Polynesia	0	0	0	-	0	-	0	0
Africa	Gabon	357	358	272	76%	81	23%	5	0
Africa	Gambia, The	5,038	4,959	3,352	68%	1,556	31%	50	1
Europe	Georgia	5,097	5,125	4,519	88%	584	11%	22	0
Europe	Germany	13	13	4	31%	0	-	8	1
Africa	Ghana	30,290	30,569	21,084	69%	9,314	30%	160	11
Europe	Gibraltar (British)	0	0	0	-	0	-	0	0
Europe	Greece	1	1	1	100%	0	-	0	0
Europe	Greenland	0	0	0	-	0	-	0	0
Americas	Grenada	107	103	76	74%	26	25%	1	0
Americas	Guadeloupe	0	0	0	-	0	-	0	0
Americas	Guam	0	0	0	-	0	-	0	0
Americas	Guatemala	78	82	66	80%	14	17%	2	0
Africa	Guinea	1,170	1,154	723	63%	420	36%	11	0
Africa	Guinea-Bissau	287	287	159	55%	125	44%	3	0
Americas	Guyana	1,379	1,381	996	72%	378	27%	6	1
Americas	Haiti	291	290	228	79%	60	21%	2	0
Oceania	Heard Island and McDonald Islands	0	0	0	-	0	-	0	0
Americas	Honduras	58	63	47	75%	14	22%	2	0
Asia	Hong Kong	8,691	8,744	8,339	95%	376	4%	21	8

Region	Country of nationality	Applications	Resolved	Issued	%	Refused	%	Withdrawn	Lapsed
Europe	Hungary	3	3	1	33%	0	-	2	0
Europe	Iceland	5	5	3	60%	2	40%	0	0
Asia	India	491,284	501,860	420,022	84%	71,836	14%	9,361	641
Asia	Indonesia	29,100	29,080	26,573	91%	2,269	8%	164	74
Middle East	Iran	35,590	34,283	23,633	69%	10,151	30%	432	67
Middle East	Iraq	10,677	10,099	6,896	68%	2,767	27%	358	78
Europe	Ireland	2	2	0	-	0	-	2	0
Middle East	Israel	1,279	1,268	1,071	84%	188	15%	6	3
Europe	Italy	3	3	3	100%	0	-	0	0
Africa	Ivory Coast	2,483	2,499	1,865	75%	615	25%	17	2
Americas	Jamaica	10,926	11,034	8,438	76%	2,523	23%	58	15
Asia	Japan	9,940	9,968	9,522	96%	392	4%	51	3
Middle East	Jordan	13,464	13,334	11,392	85%	1,825	14%	101	16
Europe	Kazakhstan	15,314	15,409	13,938	90%	1,394	9%	64	13
Africa	Kenya	17,173	17,432	13,993	80%	3,331	19%	70	38
Oceania	Kiribati	0	0	0	-	0	-	0	0
Asia	Korea (North)	24	21	19	90%	1	5%	1	0
Asia	Korea (South)	9,367	9,641	9,056	94%	539	6%	41	5
Europe	Kosovo	4,038	4,026	3,263	81%	747	19%	16	0
Middle East	Kuwait	49,079	49,045	48,195	98%	747	2%	102	1
Europe	Kyrgyzstan	1,036	1,057	743	70%	301	28%	8	5
Asia	Laos	188	193	153	79%	38	20%	2	0
Europe	Latvia	19	18	12	67%	5	28%	1	0
Middle East	Lebanon	14,004	14,036	12,062	86%	1,863	13%	107	4
Africa	Lesotho	360	358	297	83%	52	15%	2	7
Africa	Liberia	493	495	340	69%	146	29%	9	0
Africa	Libya	21,332	21,413	20,052	94%	1,306	6%	50	5
Europe	Liechtenstein	1	1	0	-	0	-	0	1
Europe	Lithuania	1	0	0	-	0	-	0	0
Europe	Luxembourg	0	0	0	-	0	-	0	0
Asia	Macau	186	188	174	93%	11	6%	3	0
Europe	Macedonia	3,581	3,580	3,240	91%	322	9%	17	1
Africa	Madagascar	425	421	384	91%	35	8%	1	1
Africa	Malawi	2,651	2,637	1,962	74%	639	24%	15	21
Asia	Malaysia	10,047	9,987	8,606	86%	1,341	13%	38	2
Asia	Maldives	152	150	100	67%	46	31%	4	0
Africa	Mali	655	656	415	63%	230	35%	11	0
Europe	Malta	0	0	0	-	0	-	0	0

<i>Region</i>	<i>Country of nationality</i>	<i>Applications</i>	<i>Resolved</i>	<i>Issued</i>	<i>%</i>	<i>Refused</i>	<i>%</i>	<i>Withdrawn</i>	<i>Lapsed</i>
Oceania	Marshall Islands	0	0	0	-	0	-	0	0
Americas	Martinique	0	0	0	-	0	-	0	0
Africa	Mauritania	197	197	151	77%	45	23%	1	0
Africa	Mauritius	1,918	1,932	1,591	82%	304	16%	33	4
Africa	Mayotte	0	0	0	-	0	-	0	0
Americas	Mexico	2,368	2,416	1,940	80%	452	19%	24	0
Oceania	Micronesia	1	1	1	100%	0	-	0	0
Europe	Moldova	1,939	1,977	1,576	80%	370	19%	29	2
Europe	Monaco	15	15	10	67%	5	33%	0	0
Asia	Mongolia	2,348	2,407	1,490	62%	867	36%	46	4
Europe	Montenegro	1,996	1,984	1,878	95%	104	5%	2	0
Americas	Montserrat (British)	0	0	0	-	0	-	0	0
Africa	Morocco	12,295	12,347	10,495	85%	1,707	14%	58	87
Africa	Mozambique	855	853	718	84%	126	15%	7	2
Africa	Namibia	194	196	137	70%	52	27%	4	3
Oceania	Nauru	3	3	0	-	2	67%	1	0
Asia	Nepal	18,532	24,178	14,695	61%	7,430	31%	2,037	16
Europe	Netherlands	1	0	0	-	0	-	0	0
Americas	Netherlands Antilles	0	0	0	-	0	-	0	0
Oceania	New Caledonia	0	0	0	-	0	-	0	0
Oceania	New Zealand	7,700	7,662	7,099	93%	500	7%	54	9
Americas	Nicaragua	28	28	25	89%	2	7%	1	0
Africa	Niger	226	225	162	72%	55	24%	7	1
Africa	Nigeria	182,428	181,977	125,793	69%	55,524	31%	631	29
Oceania	Niue	1	1	1	100%	0	-	0	0
Oceania	Norfolk Island	0	0	0	-	0	-	0	0
Oceania	Northern Mariana Islands	0	0	0	-	0	-	0	0
Europe	Norway	3	3	2	67%	1	33%	0	0
Middle East	Occupied Palestinian Territories	3,579	3,559	2,665	75%	861	24%	31	2
Middle East	Oman	8,801	8,807	8,628	98%	124	1%	55	0
Other	Other and unknown	3,779	3,707	2,655	72%	1,010	27%	37	5
Asia	Pakistan	135,549	145,787	96,483	66%	48,136	33%	1,018	150
Oceania	Palau	0	0	0	-	0	-	0	0
Americas	Panama	62	65	50	77%	14	22%	1	0
Oceania	Papua New Guinea	33	24	21	88%	3	13%	0	0
Americas	Paraguay	48	50	41	82%	8	16%	1	0
Americas	Peru	5,488	5,466	4,887	89%	553	10%	24	2
Asia	Philippines	54,546	56,340	45,750	81%	9,740	17%	726	124

Region	Country of nationality	Applications	Resolved	Issued	%	Refused	%	Withdrawn	Lapsed
Oceania	Pitcairn Islands (British)	0	0	0	-	0	-	0	0
Europe	Poland	8	8	4	50%	4	50%	0	0
Europe	Portugal	2	3	2	67%	0	-	0	1
Americas	Puerto Rico	0	0	0	-	0	-	0	0
Middle East	Qatar	15,479	15,515	15,392	99%	50	-	62	11
Africa	Reunion	0	0	0	-	0	-	0	0
Europe	Romania	18	19	15	79%	1	5%	3	0
Europe	Russia	154,821	154,268	142,589	92%	10,411	7%	1,232	36
Africa	Rwanda	1,066	1,095	796	73%	285	26%	10	4
Oceania	Samoa	19	20	12	60%	5	25%	3	0
Europe	San Marino	3	3	2	67%	0	-	0	1
Africa	Sao Tome and Principe	101	104	44	42%	59	57%	0	1
Middle East	Saudi Arabia	79,620	79,326	77,025	97%	2,090	3%	200	11
Africa	Senegal	2,457	2,427	1,689	70%	703	29%	35	0
Europe	Serbia	14,260	14,185	13,176	93%	938	7%	67	4
Africa	Seychelles	158	157	140	89%	12	8%	5	0
Africa	Sierra Leone	4,290	4,333	3,275	76%	996	23%	51	11
Asia	Singapore	3,051	3,032	2,588	85%	430	14%	13	1
Europe	Slovakia	0	0	0	-	0	-	0	0
Europe	Slovenia	1	1	0	-	1	100%	0	0
Oceania	Solomon Islands	4	4	2	50%	2	50%	0	0
Africa	Somalia	4,261	4,847	2,891	60%	1,878	39%	44	34
Africa	South Africa	116,340	116,091	111,502	96%	3,703	3%	342	544
Americas	South Georgia and South Sandwich Islands	0	0	0	-	0	-	0	0
Europe	Spain	5	5	1	20%	4	80%	0	0
Asia	Sri Lanka	42,634	43,179	32,976	76%	9,859	23%	333	11
Africa	St. Helena (British)	0	0	0	-	0	-	0	0
Americas	St. Kitts and Nevis	25	27	21	78%	6	22%	0	0
Americas	St. Lucia	185	192	134	70%	57	30%	0	1
Americas	St. Maarten (Dutch Part)	:	:	:	:	:	:	:	:
Americas	St. Martin (French Part)	:	:	:	:	:	:	:	:
Americas	St. Pierre and Miquelon	0	0	0	-	0	-	0	0
Americas	St. Vincent and the Grenadines	131	125	102	82%	21	17%	2	0
Other	Stateless	6,011	5,901	4,098	69%	1,755	30%	45	3
Africa	Sudan	9,760	9,732	7,202	74%	2,372	24%	111	47
Americas	Surinam	135	133	105	79%	21	16%	7	0
Europe	Svalbard and Jan Mayen	0	0	0	-	0	-	0	0
Africa	Swaziland	485	485	399	82%	75	15%	5	6

<i>Region</i>	<i>Country of nationality</i>	<i>Applications</i>	<i>Resolved</i>	<i>Issued</i>	<i>%</i>	<i>Refused</i>	<i>%</i>	<i>Withdrawn</i>	<i>Lapsed</i>
Europe	Sweden	4	4	1	25%	3	75%	0	0
Europe	Switzerland	3	2	2	100%	0	-	0	0
Middle East	Syria	8,028	7,962	5,525	69%	2,324	29%	92	21
Asia	Taiwan	4,418	4,456	4,315	97%	128	3%	12	1
Europe	Tajikistan	425	416	377	91%	38	9%	1	0
Africa	Tanzania	6,337	6,427	4,619	72%	1,758	27%	35	15
Asia	Thailand	56,883	57,073	52,164	91%	4,683	8%	199	27
Africa	Togo	526	538	382	71%	155	29%	1	0
Oceania	Tokelau	0	0	0	-	0	-	0	0
Oceania	Tonga	20	21	18	86%	3	14%	0	0
Americas	Trinidad and Tobago	1,049	1,042	844	81%	184	18%	14	0
Africa	Tunisia	5,299	5,148	4,233	82%	857	17%	51	7
Europe	Turkey	97,876	95,796	87,822	92%	7,733	8%	222	19
Europe	Turkmenistan	1,532	1,533	1,192	78%	314	20%	17	10
Americas	Turks and Caicos Islands (British)	0	0	0	-	0	-	0	0
Oceania	Tuvalu	0	0	0	-	0	-	0	0
Africa	Uganda	8,623	8,655	5,729	66%	2,880	33%	29	17
Europe	Ukraine	36,728	36,334	31,632	87%	4,453	12%	217	32
Middle East	United Arab Emirates	25,310	25,097	24,827	99%	210	1%	59	1
Americas	United States	41,448	41,092	38,499	94%	2,189	5%	383	21
Americas	Uruguay	108	114	98	86%	16	14%	0	0
Europe	Uzbekistan	2,717	2,721	1,892	70%	789	29%	36	4
Oceania	Vanuatu	2	2	2	100%	0	-	0	0
Europe	Vatican City	6	6	6	100%	0	-	0	0
Americas	Venezuela	3,828	3,869	3,340	86%	507	13%	21	1
Asia	Vietnam	11,391	11,387	9,917	87%	1,378	12%	69	23
Americas	Virgin Islands (British)	0	0	0	-	0	-	0	0
Americas	Virgin Islands (US)	0	0	0	-	0	-	0	0
Oceania	Wallis and Futuna	0	0	0	-	0	-	0	0
Africa	Western Sahara	0	0	0	-	0	-	0	0
Middle East	Yemen	3,951	3,840	2,462	64%	1,349	35%	27	2
Africa	Zambia	4,734	4,754	3,765	79%	917	19%	28	44
Africa	Zimbabwe	11,806	12,390	8,016	65%	4,219	34%	78	77

Table be.03

## ENTRY CLEARANCE VISA APPLICATIONS BY COUNTRY OF NATIONALITY

<i>Region</i>	<i>Country of nationality</i>	2005	2006	2007	2008	2009	2010
<b>Total</b>	<b>*Total</b>	<b>2,564,255</b>	<b>2,731,085</b>	<b>2,541,888</b>	<b>2,440,496</b>	<b>2,447,500</b>	<b>2,530,113</b>
Africa	*Total Africa	605,960	564,364	495,820	479,712	530,974	536,516
Americas	*Total Americas	119,390	123,567	120,771	120,678	120,298	120,996
Asia	*Total Asia	1,128,353	1,281,766	1,240,977	1,160,438	1,154,734	1,177,976
Europe	*Total Europe	426,144	454,345	389,982	366,463	336,112	373,699
Middle East							
East	*Total Middle East	218,029	243,438	233,692	258,584	260,366	277,865
Oceania	*Total Oceania	52,096	50,357	46,460	41,328	33,992	33,154
Other	*Total Other	14,283	13,248	14,186	13,293	11,024	9,907
Asia	Afghanistan	5,117	8,841	9,000	7,706	6,114	6,867
Europe	Albania	15,629	13,247	11,901	10,572	7,830	7,830
Africa	Algeria	13,381	14,879	15,234	18,193	16,981	14,377
Oceania	American Samoa	0	0	0	0	0	0
Europe	Andorra	5	10	12	3	5	4
Africa	Angola	4,461	4,754	4,966	4,763	3,995	3,820
Americas	Anguilla (British)	2	1	2	1	1	0
Americas	Antigua and Barbuda	42	53	51	73	35	46
Americas	Argentina	885	945	913	819	899	1,008
Europe	Armenia	1,798	1,892	2,111	2,097	2,095	2,402
Americas	Aruba	0	0	0	0	0	0
Oceania	Australia	37,969	37,073	33,252	29,031	25,312	24,168
Europe	Austria	3	4	8	3	0	3
Europe	Azerbaijan	4,458	5,018	5,522	5,423	5,660	6,557
Americas	Bahamas, The	139	147	141	122	132	117
Middle East							
East	Bahrain	6,850	7,938	7,472	8,693	8,026	9,004
Asia	Bangladesh	43,766	50,044	47,187	47,252	53,076	43,499
Americas	Barbados	427	400	359	366	267	256
Europe	Belarus	11,925	11,800	12,022	10,878	9,471	9,295
Europe	Belgium	1	6	7	7	0	1
Americas	Belize	47	46	44	52	48	42
Africa	Benin	943	763	700	724	737	750
Americas	Bermuda (British)	2	3	0	0	0	2
Asia	Bhutan	156	151	144	113	154	281
Americas	Bolivia	331	374	389	275	1,104	1,185
Americas	Bonaire, Saint Eustatius and Saba	:	:	:	:	:	:
Europe	Bosnia and Herzegovina	3,831	4,041	4,004	4,186	3,643	3,639
Africa	Botswana	827	949	1,241	1,014	507	490
Americas	Brazil	8,976	10,427	8,653	9,561	7,286	6,158
Other	British overseas citizens	259	183	157	174	137	117
Asia	Brunei	847	1,015	1,244	1,281	1,276	1,259
Europe	Bulgaria	28,039	29,427	32	12	13	16
Africa	Burkina Faso	369	381	387	369	382	409
Asia	Burma	2,381	2,458	2,884	2,634	2,933	2,525
Africa	Burundi	468	387	350	412	404	388
Asia	Cambodia	316	447	424	517	616	693
Africa	Cameroon	7,926	8,226	7,586	7,230	6,251	6,030
Americas	Canada	12,210	11,979	11,283	11,939	11,978	12,375
Africa	Cape Verde	238	290	362	236	208	211
Americas	Cayman Islands (British)	4	3	3	1	0	0
Africa	Central African Republic	83	128	90	132	85	79
Africa	Chad	176	171	200	204	129	113
Americas	Chile	745	774	931	833	844	1,041
Asia	China	146,115	167,826	183,535	166,571	185,769	234,510
Oceania	Christmas Island	0	0	0	0	0	0
Oceania	Cocos (Keeling) Islands	0	0	0	0	0	0
Americas	Colombia	19,458	20,953	21,658	22,757	22,374	24,011
Africa	Comoros	65	59	43	61	67	79
Africa	Congo	1,752	2,011	1,699	1,529	1,533	1,077
Africa	Congo (Democratic Republic)	6,633	6,432	6,132	5,276	4,704	3,606
Oceania	Cook Islands	0	0	0	0	0	0
Americas	Costa Rica	55	74	96	88	91	91
Europe	Croatia	16,863	3,148	618	600	500	508



<i>Region</i>	<i>Country of nationality</i>	<i>2005</i>	<i>2006</i>	<i>2007</i>	<i>2008</i>	<i>2009</i>	<i>2010</i>
Americas	Cuba	2,737	2,819	2,566	2,225	1,927	1,865
Americas	Curacao	:	:	:	:	:	:
Europe	Cyprus	1,297	1,202	1,015	915	817	666
Europe	Cyprus (Northern part of)	0	0	140	481	675	309
Europe	Czech Republic	3	28	37	52	1	1
Europe	Denmark	6	2	3	4	1	3
Africa	Djibouti	326	306	248	221	207	192
Americas	Dominica	102	133	105	95	60	70
Americas	Dominican Republic	1,791	1,700	2,011	1,563	1,472	1,367
Asia	East Timor	0	0	5	50	20	11
Americas	Ecuador	4,168	4,675	4,444	3,814	3,463	3,569
Africa	Egypt	26,568	30,920	31,328	32,166	36,058	41,173
Americas	El Salvador	49	57	50	54	46	51
Africa	Equatorial Guinea	274	290	262	231	192	204
Africa	Eritrea	1,956	2,062	2,089	2,305	2,043	1,824
Europe	Estonia	7	8	33	7	0	0
Africa	Ethiopia	5,695	5,844	5,304	5,192	5,016	4,624
Americas	Falkland Islands (British)	0	0	0	0	0	0
Europe	Faroe Islands	0	0	0	0	0	0
Oceania	Fiji	1,455	1,240	1,416	1,587	1,380	1,203
Europe	Finland	0	1	4	3	0	1
Europe	Former Yugoslavia	21,630	21,810	18,690	17,386	6,499	985
Europe	France	8	10	19	8	5	2
Americas	French Guiana	0	0	0	0	0	0
Oceania	French Polynesia	0	0	0	0	0	0
Africa	Gabon	518	564	566	482	409	357
Africa	Gambia, The	8,179	7,398	7,017	6,783	5,250	5,038
Europe	Georgia	4,509	5,035	5,625	5,700	5,360	5,097
Europe	Germany	8	15	10	14	3	13
Africa	Ghana	61,986	50,362	41,516	35,971	28,325	30,290
Europe	Gibraltar (British)	1	0	0	1	0	0
Europe	Greece	0	2	17	1	2	1
Europe	Greenland	0	0	1	0	0	0
Americas	Grenada	165	163	161	161	112	107
Americas	Guadeloupe	0	0	0	0	0	0
Americas	Guam	0	0	0	0	0	0
Americas	Guatemala	71	79	91	92	77	78
Africa	Guinea	2,127	2,370	1,926	1,719	1,278	1,170
Africa	Guinea-Bissau	221	327	278	242	211	287
Americas	Guyana	3,191	2,982	2,647	1,724	1,386	1,379
Americas	Haiti	349	325	311	267	243	291
Oceania	Heard Island and McDonald Islands	0	0	0	0	0	0
Americas	Honduras	56	44	54	40	63	58
Asia	Hong Kong	7,221	7,225	7,185	7,211	7,755	8,691
Europe	Hungary	16	14	6	9	1	3
Europe	Iceland	7	3	9	20	13	5
Asia	India	457,761	521,707	509,227	482,478	489,328	491,284
Asia	Indonesia	19,080	20,187	22,092	20,728	22,715	29,100
Middle East	Iran	41,935	47,148	45,532	43,352	32,352	35,590
Middle East	Iraq	12,465	13,494	11,866	10,983	11,943	10,677
Europe	Ireland	15	19	16	5	3	2
Middle East	Israel	3,451	2,354	1,837	1,525	1,258	1,279
Europe	Italy	2	2	7	6	7	3
Africa	Ivory Coast	4,247	3,469	3,201	2,939	2,658	2,483
Americas	Jamaica	19,814	17,634	15,091	13,229	11,976	10,926
Asia	Japan	14,860	14,506	13,041	11,863	10,988	9,940
Middle East	Jordan	13,548	13,863	12,938	12,702	13,217	13,464
Europe	Kazakhstan	9,680	13,648	15,500	14,090	14,014	15,314
Africa	Kenya	19,869	19,332	18,194	18,669	17,708	17,173
Oceania	Kiribati	3	1	1	2	1	0
Asia	Korea (North)	42	42	25	59	22	24
Asia	Korea (South)	12,026	12,534	11,458	10,397	9,472	9,367

<i>Region</i>	<i>Country of nationality</i>	<i>2005</i>	<i>2006</i>	<i>2007</i>	<i>2008</i>	<i>2009</i>	<i>2010</i>
Europe	Kosovo	0	0	53	268	2,903	4,038
Middle							
East	Kuwait	41,133	41,784	37,131	41,445	45,294	49,079
Europe	Kyrgyzstan	982	1,350	1,319	1,238	1,249	1,036
Asia	Laos	175	146	165	181	181	188
Europe	Latvia	31	27	26	35	18	19
Middle							
East	Lebanon	13,432	14,027	14,277	12,047	12,635	14,004
Africa	Lesotho	144	178	90	79	268	360
Africa	Liberia	817	712	716	686	524	493
Africa	Libya	16,587	18,126	14,283	18,932	18,026	21,332
Europe	Liechtenstein	0	0	0	2	0	1
Europe	Lithuania	7	12	3	3	3	1
Europe	Luxembourg	0	0	0	0	0	0
Asia	Macau	123	113	121	154	158	186
Europe	Macedonia	3,371	3,847	3,670	3,816	3,564	3,581
Africa	Madagascar	435	429	468	487	425	425
Africa	Malawi	2,158	4,416	4,362	3,673	2,839	2,651
Asia	Malaysia	9,265	9,501	11,844	12,116	10,163	10,047
Asia	Maldives	168	169	135	177	167	152
Africa	Mali	794	866	712	813	701	655
Europe	Malta	33	9	2	0	0	0
Oceania	Marshall Islands	2	0	2	0	0	0
Americas	Martinique	0	0	0	0	0	0
Africa	Mauritania	341	398	316	263	211	197
Africa	Mauritius	4,496	4,534	3,960	3,345	2,453	1,918
Africa	Mayotte	0	0	0	0	0	0
Americas	Mexico	2,326	2,594	2,685	2,699	2,444	2,368
Oceania	Micronesia	0	0	2	1	0	1
Europe	Moldova	4,417	4,447	3,812	2,481	2,176	1,939
Europe	Monaco	3	4	6	7	4	15
Asia	Mongolia	1,818	2,143	3,626	3,280	2,814	2,348
Europe	Montenegro	0	0	10	549	1,206	1,996
Americas	Montserrat (British)	0	1	0	2	1	0
Africa	Morocco	16,589	17,440	12,518	11,364	12,261	12,295
Africa	Mozambique	955	990	839	934	862	855
Africa	Namibia	517	373	415	334	223	194
Oceania	Nauru	0	10	2	2	1	3
Asia	Nepal	13,894	22,963	18,138	12,865	34,213	18,532
Europe	Netherlands	23	14	8	11	4	1
Americas	Netherlands Antilles	0	0	0	0	0	0
Oceania	New Caledonia	0	0	0	0	0	0
Oceania	New Zealand	12,521	11,914	11,644	10,602	7,197	7,700
Americas	Nicaragua	23	26	38	40	26	28
Africa	Niger	271	296	315	258	217	226
Africa	Nigeria	263,487	239,914	205,863	197,838	183,866	182,428
Oceania	Niue	0	1	0	2	1	1
Oceania	Norfolk Island	0	0	0	0	0	0
Oceania	Northern Mariana Islands	0	0	0	0	0	0
Europe	Norway	2	6	5	22	6	3
Middle							
East	Occupied Palestinian Territories	2,989	2,917	2,430	3,179	3,469	3,579
Middle							
East	Oman	6,832	7,261	7,539	9,521	8,206	8,801
Other	Other and unknown	9,616	9,117	10,282	7,184	4,132	3,779
Asia	Pakistan	207,114	242,863	207,854	181,025	147,738	135,549
Oceania	Palau	0	0	0	0	0	0
Americas	Panama	70	61	74	94	83	62
Oceania	Papua New Guinea	55	38	66	46	48	33
Americas	Paraguay	50	49	62	59	56	48
Americas	Peru	5,420	6,168	6,373	5,379	5,265	5,488
Asia	Philippines	53,582	57,325	54,438	62,571	59,217	54,546
Oceania	Pitcairn Islands (British)	1	1	1	0	0	0
Europe	Poland	8	19	9	13	12	8
Europe	Portugal	1	0	5	7	1	2
Americas	Puerto Rico	0	0	0	0	0	0

<i>Region</i>	<i>Country of nationality</i>	<i>2005</i>	<i>2006</i>	<i>2007</i>	<i>2008</i>	<i>2009</i>	<i>2010</i>
Middle							
East	Qatar	8,446	12,389	12,382	14,333	11,223	15,479
Africa	Reunion	0	0	0	0	0	0
Europe	Romania	40,006	42,158	73	62	45	18
Europe	Russia	143,614	162,253	169,200	148,277	133,794	154,821
Africa	Rwanda	863	886	972	1,072	998	1,066
Oceania	Samoa	32	34	21	14	21	19
Europe	San Marino	2	4	8	4	2	3
Africa	Sao Tome and Principe	177	208	162	133	112	101
Middle							
East	Saudi Arabia	36,463	44,127	48,405	64,808	78,458	79,620
Africa	Senegal	2,766	2,740	2,948	3,168	2,577	2,457
Europe	Serbia	4	4	426	1,093	9,200	14,260
Africa	Seychelles	270	253	235	172	166	158
Africa	Sierra Leone	8,192	9,139	7,840	5,619	4,760	4,290
Asia	Singapore	1,995	2,196	2,183	2,378	2,403	3,051
Europe	Slovakia	10	5	4	3	1	0
Europe	Slovenia	1	1	5	8	1	1
Oceania	Solomon Islands	15	8	11	10	7	4
Africa	Somalia	7,682	6,813	5,105	4,662	4,194	4,261
Africa	South Africa	35,903	27,547	21,236	22,857	109,952	116,340
	South Georgia and South Sandwich						
Americas	Islands	0	0	0	0	0	0
Europe	Spain	10	7	14	6	3	5
Asia	Sri Lanka	40,466	44,550	42,393	40,133	40,863	42,634
Africa	St. Helena (British)	0	5	0	1	0	0
Americas	St. Kitts and Nevis	29	34	25	37	25	25
Americas	St. Lucia	358	390	333	341	243	185
Americas	St. Maarten (Dutch Part)	:	:	:	:	:	:
Americas	St. Martin (French Part)	:	:	:	:	:	:
Americas	St. Pierre and Miquelon	0	0	0	0	0	0
Americas	St. Vincent and the Grenadines	183	211	177	165	122	131
Other	Stateless	4,408	3,948	3,747	5,935	6,755	6,011
Africa	Sudan	9,669	10,958	10,682	9,204	8,917	9,760
Americas	Surinam	258	201	281	182	146	135
Europe	Svalbard and Jan Mayen	0	0	0	0	0	0
Africa	Swaziland	500	248	165	111	421	485
Europe	Sweden	32	10	6	11	5	4
Europe	Switzerland	5	35	19	9	1	3
Middle							
East	Syria	7,842	9,020	7,022	7,661	8,785	8,028
Asia	Taiwan	38,228	41,387	37,770	30,483	6,504	4,418
Europe	Tajikistan	428	436	427	459	358	425
Africa	Tanzania	9,348	8,934	9,108	8,566	7,331	6,337
Asia	Thailand	45,034	43,915	46,331	46,545	51,002	56,883
Africa	Togo	771	703	607	688	549	526
Oceania	Tokelau	0	0	0	0	0	0
Oceania	Tonga	38	35	35	25	24	20
Americas	Trinidad and Tobago	1,907	1,602	1,594	1,355	1,054	1,049
Africa	Tunisia	5,622	5,282	5,433	4,974	5,024	5,299
Europe	Turkey	73,182	84,571	86,037	92,527	86,373	97,876
Europe	Turkmenistan	2,233	1,828	1,413	1,446	1,636	1,532
Americas	Turks and Caicos Islands (British)	0	2	1	1	0	0
Oceania	Tuvalu	4	0	1	1	0	0
Africa	Uganda	13,657	10,747	10,144	10,841	9,482	8,623
Europe	Ukraine	34,419	38,806	40,015	36,386	33,658	36,728
Middle							
East	United Arab Emirates	18,412	22,469	19,854	23,967	21,636	25,310
Americas	United States	32,111	34,271	35,433	38,571	39,942	41,448
Americas	Uruguay	84	81	83	99	80	108
Europe	Uzbekistan	3,570	4,092	6,026	5,230	3,261	2,717
Oceania	Vanuatu	1	2	6	5	0	2
Europe	Vatican City	9	8	12	7	10	6
Americas	Venezuela	755	1,086	1,558	1,501	4,927	3,828
Asia	Vietnam	6,803	7,512	8,528	9,670	9,073	11,391
Americas	Virgin Islands (British)	0	0	0	2	0	0

<i>Region</i>	<i>Country of nationality</i>	<i>2005</i>	<i>2006</i>	<i>2007</i>	<i>2008</i>	<i>2009</i>	<i>2010</i>
Americas	Virgin Islands (US)	0	0	0	0	0	0
Oceania	Wallis and Futuna	0	0	0	0	0	0
Africa	Western Sahara	0	0	0	0	0	0
Middle East	Yemen	4,231	4,647	5,007	4,368	3,864	3,951
Africa	Zambia	6,049	6,337	6,262	5,624	4,749	4,734
Africa	Zimbabwe	27,612	22,218	19,145	15,951	13,528	11,806

Table be.04

## ENTRY CLEARANCE VISAS ISSUED BY CATEGORY

Type	Category	2005	2006	2007	2008	2009	2010
Total	*Total	2,065,426	2,228,268	2,062,654	1,954,639	1,995,418	2,144,770
Work	*Total	243,466	249,635	205,827	184,712	155,693	160,750
	*Total (including Student Visitors)						
Study	*Total	207,419	234,329	246,196	274,217	341,076	334,749
Family route	*Total	66,324	70,119	64,389	53,546	49,475	53,728
Dep. joining/ accompanying	*Total						
Other	*Total	28,421	27,559	42,088	41,461	17,481	15,360
	*Total	1,519,796	1,646,626	1,504,154	1,400,703	1,431,693	1,580,183
Work	Tier 1 & pre-PBS equivalent	7,486	8,947	11,551	17,427	18,852	16,004
Work	Tier 1 & pre-PBS equivalent	3,992	7,963	6,285	8,198	15,001	16,946
Work	Tier 2 & pre-PBS equivalent	66,214	72,921	65,419	55,837	36,288	39,925
Work	Tier 2 & pre-PBS equivalent	45,675	49,519	30,096	22,054	26,982	28,271
Work	Tier 5 & pre-PBS equivalent	64,651	53,260	45,121	40,998	36,318	36,540
Work	Tier 5 & pre-PBS equivalent						
Work	Dependant				0	755	1,278
Work	Main applicant	27,374	28,010	25,344	24,453	20,295	20,611
Work	Dependant	179	267	152	75	246	336
Work	Main applicant	27,895	28,748	21,859	15,670	956	839
Study	Tier 4 & pre-PBS equivalent	175,577	190,219	193,775	207,777	273,214	253,797
Study	Tier 4 & pre-PBS equivalent	16,008	20,895	19,277	24,201	30,159	31,761
Work	Tier 1 & pre-PBS equivalent						
Work	Tier 1 & pre-PBS equivalent				7,774	13,930	10,128
Work	Tier 1 & pre-PBS equivalent						
Work	Tier 1 & pre-PBS equivalent				43	153	211
Work	Tier 1 & pre-PBS equivalent						
Work	Tier 1 & pre-PBS equivalent				27	118	189
Work	Tier 1 & pre-PBS equivalent						
Work	Tier 1 & pre-PBS equivalent				758	4,244	5,360

Type	Category	2005	2006	2007	2008	2009	2010
Work	Tier 1 & pre-PBS equivalent						
Work	Main applicant Tier 1—Exceptional Talent	:	:	:	:	:	:
Work	Tier 1 & pre-PBS equivalent						
Work	Main applicant Tier 1—Other	:	:	:	0	0	1
Work	Tier 1 & pre-PBS equivalent						
Work	Main applicant International Graduates Scheme	:	:	701	1,470	13	1
Work	Tier 1 & pre-PBS equivalent						
Work	Main applicant Other permit free employment	7,486	8,947	10,850	7,355	394	114
Work	Tier 1 & pre-PBS equivalent						
Work	Main applicant —Highly skilled	:	:	:	3,086	10,377	12,815
Work	Dependant Tier 1—General						
Work	Tier 1 & pre-PBS equivalent						
Work	Dependant Tier 1—Investors	:	:	:	95	282	372
Work	Tier 1 & pre-PBS equivalent						
Work	Dependant Tier 1—Entrepreneurs	:	:	:	23	180	241
Work	Tier 1 & pre-PBS equivalent						
Work	Dependant Tier 1—Post Study	:	:	:	229	2,479	3,245
Work	Tier 1 & pre-PBS equivalent						
Work	Dependant Tier 1—Exceptional Talent	:	:	:	:	:	:
Work	Tier 1 & pre-PBS equivalent						
Work	Dependant Tier 1—Other	:	:	:	0	4	8
Work	Tier 1 & pre-PBS equivalent						
Work	Dependant Other permit free employment	3,992	7,963	6,285	4,765	1,679	265
Work	Tier 2 & pre-PBS equivalent						
Work	Dependant —Highly skilled	:	:	:	17	8,557	9,914
Work	Main applicant Tier 2—General						
Work	Tier 2 & pre-PBS equivalent						
Work	Main applicant Tier 2—Intra Company Transfers	:	:	:	47	22,029	29,173
Work	Tier 2 & pre-PBS equivalent						
Work	Main applicant Tier 2—Intra Company Transfers Short Term	:	:	:	:	:	:
Work	Tier 2 & pre-PBS equivalent						
Work	Main applicant Tier 2—Intra Company Transfers Long Term	:	:	:	:	:	:
Work	Tier 2 & pre-PBS equivalent						
Work	Main applicant Tier 2—Ministers of Religion	:	:	:	1	372	365
Work	Tier 2 & pre-PBS equivalent						
Work	Main applicant Tier 2—Sportsperson	:	:	:	0	265	229
Work	Tier 2 & pre-PBS equivalent						
Work	Main applicant Work Permit Holders	65,264	71,354	64,071	54,901	5,024	241
Work	Tier 2 & pre-PBS equivalent						
Work	Main applicant Ministers of religion/missionary	950	849	794	763	28	3

Type	Category	2005	2006	2007	2008	2009	2010
Work	Tier 2 & pre-PBS equivalent						
	Main applicant	0	718	554	108	13	:
	Other permit free employment —skilled						
Work	Tier 2 & pre-PBS equivalent						
	Dependant	:	:	:	25	15,501	24,606
Work	Tier 2 & pre-PBS equivalent						
	Dependant	:	:	:	:	:	:
Work	Tier 2 & pre-PBS equivalent						
	Dependant	:	:	:	:	:	:
Work	Tier 2 & pre-PBS equivalent						
	Dependant	:	:	:	:	:	:
Work	Tier 2 & pre-PBS equivalent						
	Dependant	45,675	49,519	30,096	22,029	11,481	3,665
Work	Tier 5 & pre-PBS equivalent						
	Main applicant	:	:	:	5	1,853	2,259
Work	Tier 5 & pre-PBS equivalent						
	Main applicant	:	:	:	1	5,951	7,757
Work	Tier 5 & pre-PBS equivalent						
	Main applicant	:	:	:	0	1,732	3,235
Work	Tier 5 & pre-PBS equivalent						
	Main applicant	:	:	:	0	445	453
Work	Tier 5 & pre-PBS equivalent						
	Main applicant	:	:	:	0	1,038	1,550
Work	Tier 5 & pre-PBS equivalent						
	Main applicant	:	:	:	376	20,083	20,720
Work	Tier 5 & pre-PBS equivalent						
	Main applicant	236	324	253	191	1	:
Work	Tier 5 & pre-PBS equivalent						
	Main applicant	3	1,525	1,133	963	83	14
Work	Tier 5 & pre-PBS equivalent						
	Main applicant	58,423	46,129	39,390	34,462	5,094	550
Work	Tier 5 & pre-PBS equivalent						
	Main applicant	5,989	5,282	4,345	5,000	38	2
Work	Tier 5 & pre-PBS equivalent						
	Dependant	:	:	:	0	755	1,278
Work	Non-PBS						
	Main applicant	16,939	17,901	16,645	16,458	14,886	15,351
Work	Non-PBS						
	Main applicant	10,142	9,742	8,381	7,711	4,888	4,770
Work	Non-PBS						
	Main applicant	293	367	318	284	521	490
Work	Non-PBS						
	Dependant	179	267	152	75	246	336
Work	Other						
	Main applicant	27,895	28,748	21,859	15,670	956	839

Type	Category	2005	2006	2007	2008	2009	2010
Study	Tier 4 & pre-PBS equivalent	:	:	:	:	221,781	242,063
Study	Tier 4 & pre-PBS equivalent	:	:	:	:	6,556	8,341
Study	Tier 4 & pre-PBS equivalent	174,165	189,600	193,639	207,665	44,872	3,393
Study	Tier 4 & pre-PBS equivalent	1,412	619	136	112	5	:
Study	Tier 4 & pre-PBS equivalent	:	:	:	:	19,504	29,823
Study	Tier 4 & pre-PBS equivalent	16,008	20,895	19,277	24,201	10,655	1,938
Study	Non-PBS	15,834	23,215	33,144	42,239	37,703	49,191
Family route	-	45,486	49,621	48,859	44,500	38,243	38,427
Family route	-	3,862	3,518	1,869	600	1,314	2,053
Family route	-	85	96	124	104	63	107
Family route	-	5,225	5,142	4,138	3,402	4,197	5,591
Family route	-	7,731	5,277	4,497	3,632	4,211	4,887
Family route	-	3,935	6,465	4,902	1,308	1,447	2,663
Dep. joining / accompanying	-	11,709	11,170	18,450	18,896	6,301	5,080
Dep. joining / accompanying	-	16,712	16,389	23,638	22,562	11,126	10,216
Dep. joining / accompanying	-	:	:	:	3	54	64
Other	Other temporary visas	24,437	25,869	23,417	18,669	19,372	20,751
Other	Other temporary visas	1,424,415	1,398,494	1,277,754	1,192,210	1,232,100	1,352,869
Other	Other temporary visas	:	152,366	150,877	145,728	133,545	165,929
Other	Other temporary visas	54,709	53,714	40,216	32,517	32,302	28,955
Other	Other temporary visas	6,951	7,111	6,643	7,807	9,367	8,253
Other	Other settlement visas	6,614	6,740	3,309	2,198	2,040	2,075
Other	Other settlement visas	2,670	2,332	1,938	1,574	2,967	1,351







Type	Category	Q1 2005	Q2 2005	Q3 2005	Q4 2005	Q1 2006	Q2 2006	Q3 2006	Q4 2006
Work	Tier 2 & pre-PBS equivalent	15,720	17,006	17,856	14,682	16,716	18,198	20,186	16,254
Work	Tier 2 & pre-PBS equivalent	189	226	375	160	186	224	255	184
Work	Tier 2 & pre-PBS equivalent	:	:	:	0	103	201	228	186
Work	Tier 2 & pre-PBS equivalent	:	:	:	:	:	:	:	:
Work	Tier 2 & pre-PBS equivalent	:	:	:	:	:	:	:	:
Work	Tier 2 & pre-PBS equivalent	:	:	:	:	:	:	:	:
Work	Tier 2 & pre-PBS equivalent	10,920	12,555	12,377	9,823	12,058	12,537	13,809	11,115
Work	Tier 5 & pre-PBS equivalent	:	:	:	:	:	:	:	:
Work	Tier 5 & pre-PBS equivalent	:	:	:	:	:	:	:	:
Work	Tier 5 & pre-PBS equivalent	:	:	:	:	:	:	:	:
Work	Tier 5 & pre-PBS equivalent	:	:	:	:	:	:	:	:
Work	Tier 5 & pre-PBS equivalent	:	:	:	:	:	:	:	:
Work	Tier 5 & pre-PBS equivalent	45	56	66	69	90	72	94	68
Work	Tier 5 & pre-PBS equivalent	0	0	1	2	262	541	411	311
Work	Tier 5 & pre-PBS equivalent	19,511	17,251	11,273	10,388	13,693	14,385	9,162	8,889
Work	Tier 5 & pre-PBS equivalent	1,392	1,055	1,789	1,753	1,328	838	1,539	1,577
Work	Tier 5 & pre-PBS equivalent	:	:	:	:	:	:	:	:
Work	Non-PBS	2,282	8,375	3,857	2,425	2,395	8,151	4,846	2,509

Type	Category	Q1 2005	Q2 2005	Q3 2005	Q4 2005	Q1 2006	Q2 2006	Q3 2006	Q4 2006
Work	Non-PBS	2,813	2,828	2,153	2,348	2,944	2,744	2,069	1,985
Work	Non-PBS	74	84	72	63	102	95	95	75
Work	Non-PBS	22	61	42	54	64	89	74	40
Work	Other	6,152	13,079	5,380	3,284	8,814	11,834	5,328	2,772
Study	Tier 4 & pre-PBS equivalent	:	:	:	:	:	:	:	:
Study	Tier 4 & pre-PBS equivalent	:	:	:	:	:	:	:	:
Study	Tier 4 & pre-PBS equivalent	22,829	37,332	90,518	23,486	25,806	36,510	101,207	26,077
Study	Tier 4 & pre-PBS equivalent	279	327	533	273	432	70	99	18
Study	Tier 4 & pre-PBS equivalent	:	:	:	:	:	:	:	:
Study	Tier 4 & pre-PBS equivalent	3,227	3,163	5,902	3,716	4,004	3,991	7,978	4,922
Study	Non-PBS	2,683	6,257	5,447	1,447	2,915	12,638	5,783	1,879
Family route	-	10,957	11,937	11,662	10,930	11,726	12,588	13,149	12,158
Family route	-	1,016	1,112	946	788	815	910	948	845
Family route	-	19	17	20	29	17	17	32	30
Family route	-	1,393	1,532	1,288	1,012	1,189	1,207	1,533	1,213
Family route	-	2,211	2,304	1,644	1,572	1,435	1,165	1,339	1,338
Family route	-	347	1,001	1,398	1,189	935	1,110	2,163	2,257
Dep. joining/ accompanying -	Joining/ accompanying: Partner	2,995	3,396	2,916	2,402	2,654	3,193	3,115	2,208
Dep. joining/ accompanying -	Joining/ accompanying: Child	3,855	4,989	4,478	3,390	3,234	4,740	4,902	3,513
Dep. joining/ accompanying -	Joining / accompanying: Other	:	:	:	:	:	:	:	:
Other	EEA family permits	5,336	6,353	6,835	5,913	5,633	6,680	7,440	6,116
Other	Visitors	296,415	491,747	357,921	278,332	288,902	437,601	385,642	286,349
Other	Visitors	:	:	:	:	14,296	69,055	47,549	21,466
Other	Transit	11,235	15,188	14,396	13,890	10,539	16,677	14,124	12,374
Other	Other temporary	1,289	1,636	1,825	2,201	1,729	2,114	1,893	1,375
Other	Other settlement visas	1,609	1,847	1,783	1,375	1,677	1,904	1,826	1,333
Other	Other settlement visas	663	763	721	523	565	434	703	630







Type	Category	Q1 2007	Q2 2007	Q3 2007	Q4 2007	Q1 2008	Q2 2008	Q3 2008	Q4 2008
Work	Non-PBS								
	Main applicant								
Work	Non-PBS	2,492	7,689	4,152	2,312	2,411	7,709	4,100	2,238
	Main applicant								
Work	Non-PBS	2,902	2,300	1,676	1,503	2,113	2,320	1,746	1,532
	Main applicant								
Work	Non-PBS	77	78	77	86	73	58	71	82
	Main applicant								
Work	Non-PBS	65	44	21	22	9	33	14	19
	Dependant								
Work	Other	6,127	7,691	5,405	2,636	3,378	5,019	5,158	2,115
	Main applicant								
Study	Tier 4 & pre-PBS equivalent	:	:	:	:	:	:	:	:
	Main applicant								
Study	Tier 4 & pre-PBS equivalent	:	:	:	:	:	:	:	:
	Main applicant								
Study	Tier 4 & pre-PBS equivalent	27,766	34,549	104,567	26,757	29,238	31,297	115,280	31,850
	Main applicant								
Study	Tier 4 & pre-PBS equivalent	12	26	96	2	2	22	83	5
	Main applicant								
Study	Tier 4 & pre-PBS equivalent	:	:	:	:	:	:	:	:
	Dependant								
Study	Tier 4 & pre-PBS equivalent	3,849	3,581	7,781	4,066	4,740	4,881	9,721	4,859
	Main applicant								
Family route	Family route: Partner	3,167	15,445	10,045	4,487	5,949	16,480	14,137	5,673
Family route	Family route: Partner (for settlement)	13,528	10,986	13,298	11,047	12,000	11,251	11,701	9,548
Family route	Family route: Child	911	539	245	174	127	171	152	150
Family route	Family route: Child (for settlement)	25	45	30	24	21	26	35	22
Family route	Family route: Other	1,237	1,040	1,014	847	856	838	905	803
Family route	Family route: Other (for settlement)	1,108	1,084	1,277	1,028	940	777	921	994
Family route	Family route: Other (for settlement)	2,083	1,353	839	627	361	345	347	255
Dep. joining / accompanying	Joining / accompanying: Partner								
Dep. joining / accompanying	Joining / accompanying: Child	3,234	5,160	5,260	4,796	5,548	5,680	4,776	2,892
Dep. joining / accompanying	Joining / accompanying: Other	4,645	6,429	7,021	5,543	6,232	6,648	6,127	3,555
Dep. joining / accompanying	Joining / accompanying: Other	:	:	:	:	:	:	:	:
Other	EEA family permits	5,416	6,737	5,821	5,443	4,234	5,255	5,145	4,035



Type	Category	Q1 2007	Q2 2007	Q3 2007	Q4 2007	Q1 2008	Q2 2008	Q3 2008	Q4 2008
Other	Other temporary visas								
	Visitors								
	Main applicant	280,945	402,983	346,257	247,569	249,650	389,868	321,675	231,017
	Dependant	25,412	65,402	42,252	17,811	22,436	67,242	39,096	16,954
Other	Other temporary visas	9,330	12,278	9,956	8,652	5,940	10,210	8,715	7,652
Other	Other temporary visas	1,328	1,940	1,729	1,646	1,582	2,474	2,231	1,520
Other	Other settlement visas								
	Main applicant	1,070	911	773	555	580	702	560	356
	All	836	385	431	286	457	340	404	373
	Other settlement (indefinite leave)								
<b>Table be.04q (continued)</b>									
Type	Category	Q1 2009	Q2 2009	Q3 2009	Q4 2009	Q1 2010	Q2 2010	Q3 2010	Q4 2010
Total	*Total	386,587,576	2,476,095,505	423,079	407,268	636,903	669,895	430,704	
Work	*Total	41,487	44,383	36,945	32,878	38,791	46,007	43,353	32,599
Study	*Total	43,531	42,736	178,251	76,558	54,531	52,715	171,582	55,921
Family route	*Total	12,998	10,625	11,484	14,368	12,971	12,590	13,722	14,445
Dep. Joining/ accompanying	*Total								
Other	*Total	4,787	4,868	3,918	3,908	3,308	4,275	3,960	3,817
Work	*Total	283,784,473	635,378,907	295,367	297,667	521,316	437,278	323,922	
Work	Tier 1 & pre-PBS equivalent	7,906	4,948	2,989	3,009	3,282	4,179	5,018	3,525
Work	Tier 1 & pre-PBS equivalent	3,965	4,067	3,231	3,738	3,442	4,537	4,879	4,088
Work	Tier 2 & pre-PBS equivalent	9,328	8,692	9,577	8,691	10,218	10,304	11,447	7,956
Work	Tier 2 & pre-PBS equivalent	6,482	6,977	7,243	6,280	6,796	7,038	8,010	6,427
Work	Tier 5 & pre-PBS equivalent	9,421	10,447	9,336	7,114	10,680	10,347	9,083	6,430
Work	Tier 5 & pre-PBS equivalent	59	140	298	258	279	313	369	317
Work	Non-PBS	3,976	8,806	3,968	3,545	3,904	8,866	4,257	3,584
Work	Non-PBS	46	61	78	61	45	118	96	77
Work	Other	304	245	225	182	145	305	194	195

Type	Category	Q1 2009	Q2 2009	Q3 2009	Q4 2009	Q1 2010	Q2 2010	Q3 2010	Q4 2010
Study	Tier 4 & pre-PBS equivalent	32,302	24,603	154,712	61,597	40,995	30,292	142,972	39,538
Study	Tier 4 & pre-PBS equivalent	5,315	3,859	11,585	9,400	6,569	5,046	12,146	8,000
Work	Tier 1 & pre-PBS equivalent	6,676	3,723	1,787	1,744	1,844	2,841	3,499	1,944
Work	Tier 1 & pre-PBS equivalent	31	32	53	37	49	41	60	61
Work	Tier 1 & pre-PBS equivalent	20	23	40	35	40	53	56	40
Work	Tier 1 & pre-PBS equivalent	1,066	1,014	1,049	1,115	1,296	1,216	1,385	1,463
Work	Tier 1 & pre-PBS equivalent	:	:	:	:	:	:	:	:
Work	Tier 1 & pre-PBS equivalent	0	0	0	0	0	1	0	0
Work	Tier 1 & pre-PBS equivalent	5	5	3	0	0	1	:	:
Work	Tier 1 & pre-PBS equivalent	108	151	57	78	53	26	18	17
Work	Tier 1 & pre-PBS equivalent	2,916	2,751	2,162	2,548	2,439	3,462	3,803	3,111
Work	Tier 1 & pre-PBS equivalent	63	53	101	65	72	79	110	111
Work	Tier 1 & pre-PBS equivalent	18	59	59	44	34	57	92	58
Work	Tier 1 & pre-PBS equivalent	465	626	529	859	767	866	834	778
Work	Tier 1 & pre-PBS equivalent	:	:	:	:	:	:	:	:
Work	Tier 1 & pre-PBS equivalent	0	3	1	0	5	1	2	0
Work	Tier 1 & pre-PBS equivalent	503	575	379	222	125	72	38	30
Work	Tier 2 & pre-PBS equivalent	905	2,196	2,940	2,516	2,629	2,930	3,138	1,217

Type	Category	Q1 2009	Q2 2009	Q3 2009	Q4 2009	Q1 2010	Q2 2010	Q3 2010	Q4 2010
Work	Tier 2—Intra Company Transfers	4,356	5,662	6,091	5,920	7,379	7,164	8,046	6,584
Work	Tier 2—Intra Company Transfers Short Term	:	:	:	:	:	:	:	:
Work	Tier 2—Intra Company Transfers Long Term	:	:	:	:	:	:	:	:
Work	Tier 2—Ministers of Religion	92	82	120	78	71	89	106	99
Work	Tier 2—Sportsperson	45	43	128	49	45	47	108	29
Work	Work Permit Holders	3,905	698	294	127	94	71	49	27
Work	Ministers of religion/missionary	15	8	4	1	0	3	0	0
Work	Other permit free employment—skilled	10	3	:	:	:	:	:	:
Work	Tier 2 Dependant	2,035	3,887	4,973	4,606	5,348	6,267	7,219	5,772
Work	Tier 2—Intra Company Transfers Short Term	:	:	:	:	:	:	:	:
Work	Tier 2—Intra Company Transfers Long Term	:	:	:	:	:	:	:	:
Work	Work Permit Holders	4,447	3,090	2,270	1,674	1,448	771	791	655
Work	Tier 5—Charity Workers	281	361	729	482	452	553	706	548
Work	Tier 5—Creative and Sporting	779	1,890	2,078	1,204	1,842	2,329	2,209	1,377
Work	Tier 5—Government Authorised Exchange	98	351	918	365	508	1,072	1,180	475
Work	Tier 5—International Agreement	51	117	179	98	124	114	131	84
Work	Tier 5—Religious Workers	48	260	470	260	295	446	527	282
Work	Tier 5—Youth Mobility	6,756	5,903	3,779	3,645	7,133	5,681	4,269	3,637

Type	Category	Q1 2009	Q2 2009	Q3 2009	Q4 2009	Q1 2010	Q2 2010	Q3 2010	Q4 2010
Work	Tier 5 & pre-PBS equivalent	0	0	1	:	:	:	:	:
Work	Tier 5 & pre-PBS equivalent	26	39	10	8	3	8	3	:
Work	Tier 5 & pre-PBS equivalent	1,355	1,520	1,168	1,051	321	144	58	27
Work	Tier 5 & pre-PBS equivalent	27	6	4	1	2	0	0	0
Work	Tier 5 & pre-PBS equivalent	59	140	298	258	279	313	369	317
Work	Non-PBS	2,501	7,295	2,679	2,411	2,349	7,459	3,040	2,503
Work	Non-PBS	1,393	1,397	1,077	1,021	1,446	1,260	1,080	984
Work	Non-PBS	82	114	212	113	109	147	137	97
Work	Non-PBS	46	61	78	61	45	118	96	77
Work	Other	304	245	225	182	145	305	194	195
Study	Tier 4 & pre-PBS equivalent	5	17,459	145,836	58,481	39,064	28,180	136,411	38,408
Study	Tier 4 & pre-PBS equivalent	0	516	5,325	715	462	1,111	5,829	939
Study	Tier 4 & pre-PBS equivalent	32,294	6,627	3,550	2,401	1,469	1,001	732	191
Study	Tier 4 & pre-PBS equivalent	3	1	1	:	:	:	:	:
Study	Tier 4 & pre-PBS equivalent	0	1,645	9,791	8,068	5,804	4,571	11,699	7,749
Study	Tier 4 & pre-PBS equivalent	5,315	2,214	1,794	1,332	765	475	447	251
Study	Non-PBS	5,914	14,274	11,954	5,561	6,967	17,377	16,464	8,383
Family route	All	10,894	8,363	8,220	10,766	9,081	8,942	9,573	10,831
Family route	All	110	143	477	584	675	495	529	354
Family route	All	15	16	16	16	23	30	29	25
Family route	All	800	821	1,252	1,324	1,248	1,446	1,579	1,318

Type	Category	Q1 2009	Q2 2009	Q3 2009	Q4 2009	Q1 2010	Q2 2010	Q3 2010	Q4 2010
Family route	All	947	1,026	1,202	1,036	1,091	1,075	1,367	1,354
Family route	All	232	256	317	642	853	602	645	563
Dep. joining/ accompanying	Dependant	1,898	1,840	1,381	1,182	1,183	1,458	1,324	1,115
Dep. Joining/ accompanying	Dependant	2,883	3,015	2,511	2,717	2,116	2,801	2,617	2,682
Dep. Joining/ accompanying	Dependant	6	13	26	9	9	16	19	20
Other	Other temporary visas	4,354	4,739	5,207	5,072	4,517	5,112	5,974	5,148
Other	Other temporary visas	247,488	396,527	326,699	261,386	260,128	433,439	373,341	285,961
Other	Other temporary visas	22,136	58,918	33,847	18,644	24,941	70,910	46,414	23,664
Other	Other temporary visas	6,497	9,933	8,733	7,139	5,164	9,042	8,145	6,604
Other	Other temporary visas	2,404	2,385	2,471	2,107	2,108	2,040	2,286	1,819
Other	Other settlement visas	464	627	576	373	509	561	613	392
Other	Other settlement visas	441	506	1,374	646	300	212	505	334

Table be.04q (continued)

Type	Category	Q1 2011	Q2 2011
Total	*Total	464,531	726,885
Work	*Total	39,830	42,398
Study	*Total (including Student Visitors)	65,975	64,910
Family route	*Total	12,030	9,981
Dep. Joining/ accompanying	*Total	3,640	3,584
Other	*Total	343,056	606,012
Work	Main applicant	4,241	1,402
Work	Dependant	4,003	3,676
Work	Main applicant	8,981	9,461
Work	Dependant	6,663	7,527
Work	Main applicant	11,316	10,262
Work	Dependant	286	346
Work	Main applicant	4,102	9,482
Work	Dependant	76	69
Work	Main applicant	162	173

<i>Type</i>	<i>Category</i>	<i>Q1 2011</i>	<i>Q2 2011</i>
Study	Tier 4 & pre-PBS equivalent	49,241	39,455
Study	Tier 4 & pre-PBS equivalent	7,866	5,330
Work	Tier 1 & pre-PBS equivalent	1,829	42
Work	Tier 1 & pre-PBS equivalent	44	71
Work	Tier 1 & pre-PBS equivalent	95	101
Work	Tier 1 & pre-PBS equivalent	2,253	1,172
Work	Tier 1 & pre-PBS equivalent	:	:
Work	Tier 1 & pre-PBS equivalent	0	0
Work	Tier 1 & pre-PBS equivalent	:	:
Work	Tier 1 & pre-PBS equivalent	20	16
Work	Tier 1 & pre-PBS equivalent	3,052	2,700
Work	Tier 1 & pre-PBS equivalent	74	115
Work	Tier 1 & pre-PBS equivalent	88	105
Work	Tier 1 & pre-PBS equivalent	758	746
Work	Tier 1 & pre-PBS equivalent	:	:
Work	Tier 1 & pre-PBS equivalent	1	0
Work	Tier 1 & pre-PBS equivalent	30	10
Work	Tier 2 & pre-PBS equivalent	1,446	1,945
Work	Tier 2 & pre-PBS equivalent	7,372	2,242
Work	Tier 2 & pre-PBS equivalent	:	2,993
Work	Tier 2 & pre-PBS equivalent	:	2,153
Work	Tier 2 & pre-PBS equivalent	92	81
Work	Tier 2 & pre-PBS equivalent	54	37
Work	Tier 2 & pre-PBS equivalent	17	8
Work	Tier 2 & pre-PBS equivalent	0	2
Work	Tier 2 & pre-PBS equivalent	:	:
Work	Tier 2 & pre-PBS equivalent	6,120	4,099
Work	Tier 2 & pre-PBS equivalent	:	825
Work	Tier 2 & pre-PBS equivalent	:	2,191
Work	Tier 2 & pre-PBS equivalent	543	412
Work	Tier 2 & pre-PBS equivalent	444	467
Work	Tier 2 & pre-PBS equivalent	2,622	2,147
Work	Tier 2 & pre-PBS equivalent	617	1,270
Work	Tier 2 & pre-PBS equivalent	100	97
Work	Tier 2 & pre-PBS equivalent	322	494
Work	Tier 2 & pre-PBS equivalent	7,203	5,781
Work	Tier 2 & pre-PBS equivalent	:	:
Work	Tier 2 & pre-PBS equivalent	:	:

		Category		Q1 2011	Q2 2011
Type					
Work	Tier 5 & pre-PBS equivalent	Main applicant	Working holidaymakers	8	5
Work	Tier 5 & pre-PBS equivalent	Main applicant	Other permit free employment	0	1
Work	Tier 5 & pre-PBS equivalent	Dependant	Tier 5 Dependant	286	346
Work	Non-PBS	Main applicant	Domestic workers in Private Households	2,665	8,026
Work	Non-PBS	Main applicant	UK Ancestry	1,296	1,260
Work	Non-PBS	Main applicant	Other permit free employment—Non-PBS	141	196
Work	Non-PBS	Dependant	Domestic workers in Private Households	76	69
Work	Other	Main applicant	Other permit free employment not allocated	162	173
Study	Tier 4 & pre-PBS equivalent	Main applicant	Tier 4—General student	47,552	37,630
Study	Tier 4 & pre-PBS equivalent	Main applicant	Tier 4—Child student	671	1,592
Study	Tier 4 & pre-PBS equivalent	Main applicant	Students	1,018	233
Study	Tier 4 & pre-PBS equivalent	Main applicant	Trainees—doctors & dentists	:	:
Study	Tier 4 & pre-PBS equivalent	Dependant	Tier 4—General student	7,726	5,284
Study	Tier 4 & pre-PBS equivalent	Dependant	Students	140	46
Study	Non-PBS	Main applicant	Student Visitors	8,868	20,125
Family route	-	All	Family route: Partner	8,562	7,036
Family route	-	All	Family route: Partner (for settlement)	309	380
Family route	-	All	Family route: Child	21	33
Family route	-	All	Family route: Child (for settlement)	1,340	1,081
Family route	-	All	Family route: Other	1,324	925
Family route	-	All	Family route: Other (for settlement)	474	526
Dep. joining/ accompanying	-	Dependant	Joining/ accompanying: Partner	1,051	1,188
Dep. joining/ accompanying	-	Dependant	Joining/ accompanying: Child	2,564	2,387
Dep. joining/ accompanying	-	Dependant	Joining/ accompanying: Other	25	9
Other	Other temporary visas	All	EEA family permits	4,668	5,380
Other	Other temporary visas	Main applicant	Visitors	299,322	501,179
Other	Other temporary visas	Dependant	Visitors	30,923	88,208
Other	Other temporary visas	All	Transit	4,957	8,244
Other	Other temporary visas	All	Other temporary	2,274	2,235
Other	Other settlement visas	Main applicant	Certificate of entitlement to right of abode	587	590
Other	Other settlement visas	All	Other settlement (indefinite leave)	325	176

Table be.05

## ENTRY CLEARANCE VISAS ISSUED BY COUNTRY OF NATIONALITY

<i>Region</i>	<i>Country of nationality</i>	2005	2006	2007	2008	2009	2010
<b>Total</b>	<b>*Total</b>	<b>2,065,426</b>	<b>2,228,268</b>	<b>2,062,654</b>	<b>1,954,639</b>	<b>1,995,418</b>	<b>2,144,770</b>
Africa	*Total Africa	391,534	363,424	336,188	320,307	396,598	420,874
Americas	*Total Americas	102,022	105,036	107,583	106,846	103,129	106,709
Asia	*Total Asia	914,856	1,051,497	996,819	914,834	920,792	997,034
Europe	*Total Europe	394,539	420,976	357,483	330,232	299,814	334,479
Middle East							
East	*Total Middle East	199,956	226,516	209,432	235,450	235,491	248,581
Oceania	*Total Oceania	50,401	49,569	43,917	37,084	31,597	30,258
Other	*Total Other	12,118	11,250	11,232	9,886	7,997	6,835
Asia	Afghanistan	3,699	5,448	6,230	4,400	4,405	4,150
Europe	Albania	11,562	10,060	8,633	6,084	5,589	5,730
Africa	Algeria	10,912	12,481	12,506	13,147	11,072	9,550
Oceania	American Samoa	0	0	0	0	0	0
Europe	Andorra	3	7	7	1	3	3
Africa	Angola	3,862	3,909	4,165	3,642	2,859	2,869
Americas	Anguilla (British)	1	0	0	0	1	0
Americas	Antigua and Barbuda	37	45	39	56	28	36
Americas	Argentina	863	914	900	750	762	908
Europe	Armenia	1,656	1,726	1,915	1,880	1,830	2,120
Americas	Aruba	0	0	0	0	0	0
Oceania	Australia	37,375	36,311	31,464	25,972	23,555	22,035
Europe	Austria	0	3	4	2	0	2
Europe	Azerbaijan	4,214	4,687	5,016	4,774	4,872	5,132
Americas	Bahamas, The	118	132	134	108	109	73
Middle East							
East	Bahrain	6,743	7,765	7,280	8,583	7,828	8,808
Asia	Bangladesh	32,416	34,002	28,522	27,431	40,394	31,105
Americas	Barbados	392	370	308	278	226	209
Europe	Belarus	11,346	11,185	11,236	9,892	8,347	8,109
Europe	Belgium	0	1	4	5	0	1
Americas	Belize	42	43	33	44	34	41
Africa	Benin	563	569	468	402	458	435
Americas	Bermuda (British)	1	1	1	0	0	1
Asia	Bhutan	143	133	134	89	145	244
Americas	Bolivia	203	273	231	196	933	981
Americas	Bonaire, Saint Eustatius and Saba	:	:	:	:	:	:
Europe	Bosnia and Herzegovina	3,691	3,877	3,851	4,047	3,435	3,490
Africa	Botswana	625	837	973	595	380	394
Americas	Brazil	7,208	6,367	7,038	7,715	5,879	5,187
Other	British overseas citizens	194	126	82	105	94	82
Asia	Brunei	839	1,014	1,237	1,249	1,224	1,211
Europe	Bulgaria	26,086	27,551	19	7	9	13
Africa	Burkina Faso	277	291	319	273	273	280
Asia	Burma	2,062	2,053	2,344	2,065	2,371	1,767
Africa	Burundi	308	291	267	320	231	241
Asia	Cambodia	273	385	374	448	500	562
Africa	Cameroon	5,340	5,602	5,338	4,278	4,283	4,477
Americas	Canada	11,517	11,310	10,538	10,748	10,691	11,219
Africa	Cape Verde	213	251	313	165	114	127
Americas	Cayman Islands (British)	4	1	1	1	0	0
Africa	Central African Republic	61	94	70	89	64	47
Africa	Chad	148	128	132	149	80	66
Americas	Chile	733	765	891	791	724	893
Asia	China	124,154	155,702	165,547	147,874	161,530	215,045
Oceania	Christmas Island	0	0	0	0	0	0
Oceania	Cocos (Keeling) Islands	0	0	0	0	0	0
Americas	Colombia	16,952	18,192	20,165	20,720	19,551	21,234
Africa	Comoros	51	44	28	39	42	51
Africa	Congo	1,239	1,405	1,228	842	864	616
Africa	Congo (Democratic Republic)	5,341	4,876	4,638	3,046	2,603	1,803
Oceania	Cook Islands	0	0	0	0	0	0
Americas	Costa Rica	53	63	86	82	78	79



<i>Region</i>	<i>Country of nationality</i>	<i>2005</i>	<i>2006</i>	<i>2007</i>	<i>2008</i>	<i>2009</i>	<i>2010</i>
Europe	Croatia	16,549	3,052	544	493	425	408
Americas	Cuba	2,504	2,656	2,224	1,978	1,624	1,548
Americas	Curacao	:	:	:	:	:	:
Europe	Cyprus	1,197	1,138	959	829	526	511
Europe	Cyprus (Northern part of)	0	0	106	349	379	180
Europe	Czech Republic	3	10	8	13	0	0
Europe	Denmark	1	1	1	2	1	1
Africa	Djibouti	258	200	164	151	111	114
Americas	Dominica	80	115	66	64	49	47
Americas	Dominican Republic	1,657	1,547	1,817	1,372	1,298	1,167
Asia	East Timor	0	0	3	29	18	8
Americas	Ecuador	3,686	4,215	3,884	3,205	2,961	3,111
Africa	Egypt	24,867	28,885	28,923	29,021	32,072	36,185
Americas	El Salvador	41	47	40	47	37	38
Africa	Equatorial Guinea	252	261	230	176	151	158
Africa	Eritrea	1,419	1,462	1,450	1,266	1,289	1,393
Europe	Estonia	7	7	16	3	0	0
Africa	Ethiopia	4,924	3,814	3,957	3,911	3,415	3,441
Americas	Falkland Islands (British)	0	0	0	0	0	0
Europe	Faroe Islands	0	0	0	0	0	0
Oceania	Fiji	1,297	1,089	1,253	1,388	1,181	1,067
Europe	Finland	0	1	3	3	0	0
Europe	Former Yugoslavia	19,668	20,251	18,029	16,764	6,104	872
Europe	France	2	3	5	4	2	1
Americas	French Guiana	0	0	0	0	0	0
Oceania	French Polynesia	0	0	0	0	0	0
Africa	Gabon	454	503	505	371	290	272
Africa	Gambia, The	5,230	4,689	4,214	3,903	3,032	3,352
Europe	Georgia	3,615	4,238	4,675	4,778	4,585	4,519
Europe	Germany	4	9	3	7	2	4
Africa	Ghana	30,396	27,537	23,743	20,628	18,859	21,084
Europe	Gibraltar (British)	0	0	0	0	0	0
Europe	Greece	0	0	3	0	1	1
Europe	Greenland	0	0	0	0	0	0
Americas	Grenada	136	132	118	114	89	76
Americas	Guadeloupe	0	0	0	0	0	0
Americas	Guam	0	0	0	0	0	0
Americas	Guatemala	70	67	75	90	55	66
Africa	Guinea	1,385	1,350	883	816	718	723
Africa	Guinea-Bissau	161	248	182	114	113	159
Americas	Guyana	2,938	2,731	2,273	1,392	1,082	996
Americas	Haiti	304	288	252	220	201	228
Oceania	Heard Island and McDonald Islands	0	0	0	0	0	0
Americas	Honduras	48	36	49	33	46	47
Asia	Hong Kong	6,714	6,822	6,887	6,748	7,077	8,339
Europe	Hungary	14	10	4	3	1	1
Europe	Iceland	6	0	2	10	6	3
Asia	India	379,338	437,978	420,714	399,254	406,946	420,022
Asia	Indonesia	17,859	18,707	20,705	19,265	20,627	26,573
Middle East	Iran	34,378	41,321	36,416	32,414	22,094	23,633
Middle East	Iraq	8,563	9,967	5,997	7,656	9,266	6,896
Europe	Ireland	6	9	5	2	1	0
Middle East	Israel	3,206	2,048	1,659	1,341	1,119	1,071
Europe	Italy	2	0	4	2	4	3
Africa	Ivory Coast	2,467	2,568	2,291	2,051	1,837	1,865
Americas	Jamaica	10,852	10,302	10,308	9,976	8,597	8,438
Asia	Japan	14,711	14,400	12,840	11,413	10,074	9,522
Middle East	Jordan	11,624	12,816	11,597	11,590	11,739	11,392
Europe	Kazakhstan	9,335	13,202	14,658	13,076	12,694	13,938
Africa	Kenya	14,993	15,779	14,970	15,340	14,388	13,993
Oceania	Kiribati	2	1	0	2	1	0

<i>Region</i>	<i>Country of nationality</i>	<i>2005</i>	<i>2006</i>	<i>2007</i>	<i>2008</i>	<i>2009</i>	<i>2010</i>
Asia	Korea (North)	32	25	20	23	21	19
Asia	Korea (South)	10,856	9,985	9,448	8,958	7,968	9,056
Europe	Kosovo	0	0	44	182	2,184	3,263
Middle East	Kuwait	40,685	41,019	35,955	40,836	44,468	48,195
Europe	Kyrgyzstan	816	1,073	1,051	909	942	743
Asia	Laos	146	122	130	150	144	153
Europe	Latvia	26	23	26	19	16	12
Middle East	Lebanon	12,407	12,543	12,473	10,855	11,289	12,062
Africa	Lesotho	105	120	56	51	213	297
Africa	Liberia	539	497	458	430	359	340
Africa	Libya	14,808	16,410	11,774	16,467	15,602	20,052
Europe	Liechtenstein	0	0	0	0	0	0
Europe	Lithuania	4	1	3	2	3	0
Europe	Luxembourg	0	0	0	0	0	0
Asia	Macau	105	104	117	141	142	174
Europe	Macedonia	2,813	3,311	3,548	3,476	3,253	3,240
Africa	Madagascar	410	388	430	433	352	384
Africa	Malawi	1,452	2,702	3,480	2,247	2,159	1,962
Asia	Malaysia	7,910	8,571	10,338	9,912	8,941	8,606
Asia	Maldives	143	159	114	131	98	100
Africa	Mali	614	685	538	571	452	415
Europe	Malta	33	9	1	0	0	0
Oceania	Marshall Islands	2	0	1	0	0	0
Americas	Martinique	0	0	0	0	0	0
Africa	Mauritania	302	339	278	202	135	151
Africa	Mauritius	3,592	3,129	2,726	2,505	1,933	1,591
Africa	Mayotte	0	0	0	0	0	0
Americas	Mexico	2,231	2,462	2,516	2,330	1,835	1,940
Oceania	Micronesia	0	0	2	1	0	1
Europe	Moldova	3,276	3,531	3,122	1,691	1,594	1,576
Europe	Monaco	2	4	6	7	2	10
Asia	Mongolia	1,217	1,534	2,687	1,598	1,817	1,490
Europe	Montenegro	0	0	7	527	1,122	1,878
Americas	Montserrat (British)	0	1	0	1	1	0
Africa	Morocco	14,586	15,173	11,210	9,830	10,434	10,495
Africa	Mozambique	871	793	659	713	715	718
Africa	Namibia	313	201	170	181	146	137
Oceania	Nauru	0	2	2	0	1	0
Asia	Nepal	11,613	18,021	13,299	7,111	22,483	14,695
Europe	Netherlands	8	2	3	4	2	0
Americas	Netherlands Antilles	0	0	0	0	0	0
Oceania	New Caledonia	0	0	0	0	0	0
Oceania	New Zealand	11,604	12,059	11,126	9,639	6,775	7,099
Americas	Nicaragua	20	22	29	33	22	25
Africa	Niger	174	207	237	176	153	162
Africa	Nigeria	138,936	119,929	117,559	112,739	116,399	125,793
Oceania	Niue	0	0	0	0	1	1
Oceania	Norfolk Island	0	0	0	0	0	0
Oceania	Northern Mariana Islands	0	0	0	0	0	0
Europe	Norway	2	4	1	13	3	2
Middle East	Occupied Palestinian Territories	2,554	2,423	1,984	2,528	2,650	2,665
Middle East	Oman	6,733	7,147	7,322	9,403	7,985	8,628
Other	Other and unknown	8,304	7,846	8,292	5,246	3,196	2,655
Asia	Pakistan	139,920	162,166	126,862	104,017	83,838	96,483
Oceania	Palau	0	0	0	0	0	0
Americas	Panama	64	49	63	83	54	50
Oceania	Papua New Guinea	49	35	16	44	45	21
Americas	Paraguay	50	45	62	54	43	41
Americas	Peru	5,071	5,845	5,830	4,876	4,668	4,887
Asia	Philippines	44,538	49,394	47,841	49,597	47,899	45,750
Oceania	Pitcairn Islands (British)	1	1	0	0	0	0
Europe	Poland	6	11	8	3	3	4

<i>Region</i>	<i>Country of nationality</i>	<i>2005</i>	<i>2006</i>	<i>2007</i>	<i>2008</i>	<i>2009</i>	<i>2010</i>
Europe	Portugal	0	0	1	4	1	2
Americas	Puerto Rico	0	0	0	0	0	0
Middle East	Qatar						
		8,391	12,360	12,304	14,248	11,047	15,392
Africa	Reunion	0	0	0	0	0	0
Europe	Romania	35,589	37,733	45	47	36	15
Europe	Russia	139,366	156,047	158,734	139,102	120,442	142,589
Africa	Rwanda	515	697	793	826	675	796
Oceania	Samoa	27	28	14	8	12	12
Europe	San Marino	1	4	3	1	3	2
Africa	Sao Tome and Principe	156	179	113	71	60	44
Middle East	Saudi Arabia						
		35,775	43,120	47,744	63,750	75,933	77,025
Africa	Senegal	2,029	2,125	2,199	2,199	1,548	1,689
Europe	Serbia	4	4	391	1,001	8,788	13,176
Africa	Seychelles	217	191	188	136	142	140
Africa	Sierra Leone	5,746	6,172	4,594	3,489	3,270	3,275
Asia	Singapore	1,854	2,096	2,055	2,072	2,145	2,588
Europe	Slovakia	8	4	2	2	0	0
Europe	Slovenia	1	0	3	5	0	0
Oceania	Solomon Islands	16	7	10	8	6	2
Africa	Somalia	5,212	3,248	3,261	2,472	2,511	2,891
Africa	South Africa	31,791	21,907	17,276	19,949	105,682	111,502
Americas	South Georgia and South Sandwich Islands	0	0	0	0	0	0
Europe	Spain	6	2	7	3	0	1
Asia	Sri Lanka	30,801	35,846	32,117	30,832	29,602	32,976
Africa	St. Helena (British)	0	0	0	0	0	0
Americas	St. Kitts and Nevis	27	32	21	27	19	21
Americas	St. Lucia	303	304	226	214	161	134
Americas	St. Maarten (Dutch Part)	:	:	:	:	:	:
Americas	St. Martin (French Part)	:	:	:	:	:	:
Americas	St. Pierre and Miquelon	0	0	0	0	0	0
Americas	St. Vincent and the Grenadines	160	174	139	113	100	102
Other	Stateless	3,620	3,278	2,858	4,535	4,707	4,098
Africa	Sudan	8,616	9,694	8,681	6,759	6,689	7,202
Americas	Surinam	244	191	236	145	116	105
Europe	Svalbard and Jan Mayen	0	0	0	0	0	0
Africa	Swaziland	264	79	72	64	346	399
Europe	Sweden	18	4	2	5	3	1
Europe	Switzerland	4	20	4	3	1	2
Middle East	Syria						
		6,948	7,677	5,543	5,579	6,419	5,525
Asia	Taiwan	37,914	40,723	37,033	30,184	6,303	4,315
Europe	Tajikistan	350	357	344	396	304	377
Africa	Tanzania	7,522	7,775	7,336	6,336	5,142	4,619
Asia	Thailand	39,503	39,362	41,564	41,528	46,223	52,164
Africa	Togo	506	505	435	421	366	382
Oceania	Tokelau	0	0	0	0	0	0
Oceania	Tonga	26	31	24	17	20	18
Americas	Trinidad and Tobago	1,743	1,453	1,396	1,193	895	844
Africa	Tunisia	5,047	4,738	4,822	4,309	4,327	4,233
Europe	Turkey	67,652	78,698	80,016	84,021	79,740	87,822
Europe	Turkmenistan	1,737	1,226	1,042	1,149	1,455	1,192
Americas	Turks and Caicos Islands (British)	0	1	1	0	0	0
Oceania	Tuvalu	1	3	0	0	0	0
Africa	Uganda	7,146	7,151	7,228	7,697	6,227	5,729
Europe	Ukraine	31,247	35,316	36,313	31,971	29,062	31,632
Middle East	United Arab Emirates						
		18,338	22,407	19,719	23,755	21,185	24,827
Americas	United States	30,886	32,814	34,192	36,411	35,896	38,499
Americas	Uruguay	79	78	76	93	66	98
Europe	Uzbekistan	2,594	2,556	3,034	2,652	2,029	1,892
Oceania	Vanuatu	1	2	5	5	0	2
Europe	Vatican City	9	8	12	7	10	6

<i>Region</i>	<i>Country of nationality</i>	<i>2005</i>	<i>2006</i>	<i>2007</i>	<i>2008</i>	<i>2009</i>	<i>2010</i>
Americas	Venezuela	704	953	1,325	1,293	4,198	3,340
Asia	Vietnam	6,096	6,745	7,657	8,315	7,857	9,917
Americas	Virgin Islands (British)	0	0	0	0	0	0
Americas	Virgin Islands (US)	0	0	0	0	0	0
Oceania	Wallis and Futuna	0	0	0	0	0	0
Africa	Western Sahara	0	0	0	0	0	0
Middle East	Yemen						
		3,611	3,903	3,439	2,912	2,469	2,462
Africa	Zambia	5,404	5,469	5,329	4,606	3,825	3,765
Africa	Zimbabwe	18,915	14,847	12,329	9,693	7,138	8,016

Table be.06.q

## ENTRY CLEARANCE VISAS ISSUED BY COUNTRY OF NATIONALITY

Region	Country of nationality	Q1 2005	Q2 2005	Q3 2005	Q4 2005	Q1 2006	Q2 2006	Q3 2006	Q4 2006
<b>Total</b>	<b>*Total</b>	<b>428,908</b>	<b>665,996</b>	<b>569,219</b>	<b>401,303</b>	<b>441,274</b>	<b>686,673</b>	<b>663,694</b>	<b>436,627</b>
Africa	*Total Africa	90,434	116,894	106,226	77,980	73,667	99,209	107,845	82,703
Americas	*Total Americas	18,242	29,037	36,160	18,583	18,636	28,563	37,730	20,107
Asia	*Total Asia	188,795	303,365	255,786	166,910	206,520	336,160	318,243	190,574
Europe	*Total Europe	79,862	127,413	96,158	91,106	88,215	131,425	106,323	95,013
Middle East	*Total Middle East	33,868	71,911	60,435	33,742	38,854	73,424	78,953	35,285
Oceania	*Total Oceania	15,156	13,806	11,025	10,414	13,174	15,048	10,970	10,377
Other	*Total Other	2,551	3,570	3,429	2,568	2,208	2,844	3,630	2,568
Asia	Afghanistan	877	936	1,069	817	948	1,334	1,664	1,502
Europe	Albania	2,460	2,975	2,861	3,266	1,837	2,705	2,369	3,149
Africa	Algeria	2,391	3,102	3,066	2,353	2,583	3,511	3,626	2,761
Oceania	American Samoa	0	0	0	0	0	0	0	0
Europe	Andorra	0	0	1	2	1	2	4	0
Africa	Angola	787	996	1,124	955	710	1,094	1,193	912
Americas	Anguilla (British)	0	0	1	0	0	0	0	0
Americas	Antigua and Barbuda	8	7	16	6	5	6	27	7
Americas	Argentina	220	213	235	195	205	224	285	200
Europe	Armenia	301	464	451	440	253	546	521	406
Americas	Aruba	0	0	0	0	0	0	0	0
Oceania	Australia	11,421	9,829	8,170	7,955	9,463	11,027	8,011	7,810
Europe	Austria	0	0	0	0	1	1	1	0
Europe	Azerbaijan	789	1,145	1,260	1,020	857	1,216	1,432	1,182
Americas	Bahamas, The	14	15	77	12	15	20	82	15
Middle East	Bahrain	1,075	2,258	2,449	961	1,201	2,300	3,262	1,002
Asia	Bangladesh	6,386	9,595	9,819	6,616	6,112	9,205	10,118	8,567
Americas	Barbados	69	66	201	56	71	58	192	49
Europe	Belarus	2,029	5,425	2,522	1,370	1,767	4,633	3,189	1,596
Europe	Belgium	0	0	0	0	0	0	1	0
Americas	Belize	5	9	24	4	11	8	23	1
Africa	Benin	127	159	154	123	115	134	165	155
Americas	Bermuda (British)	0	1	0	0	0	1	0	0
Asia	Bhutan	33	41	46	23	27	36	36	34
Americas	Bolivia	29	51	97	26	59	58	96	60
Americas	Bonaire, Sint Eustatius and Saba	:	:	:	:	:	:	:	:
Europe	Bosnia and Herzegovina	799	1,142	833	917	901	1,092	971	913

Region	Country of nationality	Q1 2005	Q2 2005	Q3 2005	Q4 2005	Q1 2006	Q2 2006	Q3 2006	Q4 2006
Africa	Botswana	102	115	285	123	128	131	323	255
Americas	Brazil	1,183	2,183	2,373	1,469	1,147	1,729	2,239	1,252
Other	British overseas citizens	45	55	52	42	32	47	35	12
Asia	Brunei	76	84	515	164	98	66	687	163
Europe	Bulgaria	5,877	7,552	6,258	6,399	7,138	8,248	7,309	4,856
Africa	Burkina Faso	60	79	78	60	72	83	81	55
Asia	Burma	453	751	530	328	371	604	661	417
Africa	Burundi	67	105	67	69	57	90	76	68
Asia	Cambodia	44	72	80	77	71	117	95	102
Africa	Cameroon	1,150	1,417	1,492	1,281	1,081	1,499	1,646	1,376
Americas	Canada	1,925	2,997	4,782	1,813	1,920	2,610	4,920	1,860
Africa	Cape Verde	48	63	47	55	44	60	72	75
Americas	Cayman Islands (British)	0	0	4	0	0	1	0	0
Africa	Central African Republic	22	11	17	11	16	19	31	28
Africa	Chad	29	54	34	31	16	31	49	32
Americas	Chile	110	120	320	183	156	150	285	174
Asia	China	19,744	38,062	42,356	23,992	24,368	47,594	55,360	28,380
Oceania	Christmas Island	0	0	0	0	0	0	0	0
Oceania	Cocos (Keeling) Islands	0	0	0	0	0	0	0	0
Americas	Colombia	3,062	6,184	4,289	3,417	3,369	6,223	4,520	4,080
Africa	Comoros	8	18	12	13	8	11	15	10
Africa	Congo	300	295	351	293	258	326	456	365
Africa	Congo (Democratic Republic)	1,110	1,631	1,649	951	999	1,001	1,533	1,343
Oceania	Cook Islands	0	0	0	0	0	0	0	0
Americas	Costa Rica	9	8	24	12	7	17	30	9
Europe	Croatia	3,909	5,186	3,632	3,822	2,586	94	247	125
Americas	Cuba	598	795	588	523	568	850	713	525
Americas	Curacao	:	:	:	:	:	:	:	:
Europe	Cyprus	252	348	337	260	235	298	361	244
Europe	Cyprus (Northern part of)	0	0	0	0	0	0	0	0
Europe	Czech Republic	0	2	1	0	1	1	3	5
Europe	Denmark	0	0	1	0	0	1	0	0
Africa	Djibouti	46	112	67	33	48	59	52	41
Americas	Dominica	16	14	34	16	28	29	40	18
Americas	Dominican Republic	276	547	561	273	317	484	514	232
Asia	East Timor	0	0	0	0	0	0	0	0
Americas	Ecuador	777	1,187	1,002	720	775	1,426	1,257	757
Africa	Egypt	5,212	8,370	5,950	5,335	5,759	8,972	7,864	6,290

Region	Country of nationality	Q1 2005	Q2 2005	Q3 2005	Q4 2005	Q1 2006	Q2 2006	Q3 2006	Q4 2006
Americas	El Salvador	14	4	19	4	8	5	25	9
Africa	Equatorial Guinea	73	47	77	55	36	83	45	97
Africa	Eritrea	277	531	344	267	209	484	479	290
Europe	Estonia	1	2	2	2	2	2	2	1
Africa	Ethiopia	1,011	1,601	1,355	957	827	1,089	1,015	883
Americas	Falkland Islands (British)	0	0	0	0	0	0	0	0
Europe	Faroe Islands	0	0	0	0	0	0	0	0
Oceania	Fiji	275	354	388	280	218	353	294	224
Europe	Finland	0	0	0	0	0	0	0	1
Europe	Former Yugoslavia	4,265	6,164	4,446	4,793	4,122	5,738	4,981	5,410
Europe	France	0	1	0	1	0	2	1	0
Americas	French Guiana	0	0	0	0	0	0	0	0
Oceania	French Polynesia	0	0	0	0	0	0	0	0
Africa	Gabon	96	117	121	120	112	147	132	112
Africa	Gambia, The	983	1,822	1,453	972	879	1,299	1,594	917
Europe	Georgia	669	1,024	1,058	864	777	1,216	1,126	1,119
Europe	Germany	1	1	1	1	2	2	4	1
Africa	Ghana	6,230	9,664	8,422	6,080	4,906	8,376	8,224	6,031
Europe	Gibraltar (British)	0	0	0	0	0	0	0	0
Europe	Greece	0	0	0	0	0	0	0	0
Europe	Greenland	0	0	0	0	0	0	0	0
Americas	Grenada	34	30	55	17	23	26	58	25
Americas	Guadeloupe	0	0	0	0	0	0	0	0
Americas	Guam	0	0	0	0	0	0	0	0
Americas	Guatemala	14	14	23	19	11	7	34	15
Africa	Guinea	276	379	449	281	298	314	409	329
Africa	Guinea-Bissau	27	34	41	59	45	62	72	69
Americas	Guyana	577	935	833	593	546	779	788	618
Americas	Haiti	60	90	106	48	61	96	72	59
Oceania	Heard Island and McDonald Islands	0	0	0	0	0	0	0	0
Americas	Honduras	10	4	21	13	10	5	12	9
Asia	Hong Kong	476	850	4,693	695	571	824	4,828	599
Europe	Hungary	1	1	3	9	1	3	0	6
Europe	Iceland	3	1	2	0	0	0	0	0
Asia	India	82,224	135,095	95,523	66,496	92,101	152,718	118,350	74,809
Asia	Indonesia	3,149	6,220	4,693	3,797	3,055	6,276	4,908	4,468
Middle East	Iran	7,235	10,498	9,460	7,185	8,473	11,679	13,427	7,742
Middle East	Iraq	1,752	2,531	2,465	1,815	2,059	3,114	3,478	1,316

<i>Region</i>	<i>Country of nationality</i>	Q1 2005	Q2 2005	Q3 2005	Q4 2005	Q1 2006	Q2 2006	Q3 2006	Q4 2006
Europe	Ireland	0	4	2	0	1	2	4	2
Middle East	Israel	449	841	1,432	484	400	570	754	324
Europe	Italy	0	0	1	1	0	0	0	0
Africa	Ivory Coast	494	666	733	574	462	638	771	697
Americas	Jamaica	2,470	3,697	2,828	1,857	1,967	3,316	2,968	2,051
Asia	Japan	3,924	3,628	5,082	2,077	3,895	3,453	4,994	2,058
Middle East	Jordan	2,248	3,794	3,173	2,409	2,502	3,831	4,052	2,431
Europe	Kazakhstan	1,461	3,203	2,650	2,021	1,970	4,525	3,793	2,914
Africa	Kenya	2,742	4,751	4,627	2,873	2,879	4,961	4,677	3,262
Oceania	Kiribati	1	1	0	0	0	1	0	0
Asia	Korea (North)	13	5	9	5	8	8	4	5
Asia	Korea (South)	2,582	2,443	3,785	2,046	2,806	2,100	3,365	1,714
Europe	Kosovo	0	0	0	0	0	0	0	0
Middle East	Kuwait	5,798	14,978	13,353	6,556	7,269	11,529	16,155	6,066
Europe	Kyrgyzstan	153	199	202	262	229	348	265	231
Asia	Laos	25	45	38	38	26	39	35	22
Europe	Latvia	5	7	11	3	4	5	9	5
Middle East	Lebanon	2,539	3,942	3,182	2,744	2,804	3,692	2,841	3,206
Africa	Lesotho	15	30	34	26	53	20	28	19
Africa	Liberia	119	137	144	139	96	156	129	116
Africa	Libya	2,912	4,348	4,458	3,090	3,223	4,215	5,797	3,175
Europe	Liechtenstein	0	0	0	0	0	0	0	0
Europe	Lithuania	0	2	1	1	0	1	0	0
Europe	Luxembourg	0	0	0	0	0	0	0	0
Asia	Macau	12	21	61	11	7	23	63	11
Europe	Macedonia	575	854	731	653	593	1,007	877	834
Africa	Madagascar	80	135	118	77	84	108	116	80
Africa	Malawi	350	278	551	273	307	751	892	752
Asia	Malaysia	1,251	1,351	4,118	1,190	1,155	1,155	4,773	1,488
Asia	Maldives	3	5	114	21	19	9	108	23
Africa	Mali	160	166	173	115	146	214	188	137
Europe	Malta	6	10	13	4	5	1	2	1
Oceania	Marshall Islands	1	1	0	0	0	0	0	0
Americas	Martinique	0	0	0	0	0	0	0	0
Africa	Mauritania	58	111	87	46	64	113	112	50
Africa	Mauritius	639	1,104	1,186	663	589	704	1,180	656
Africa	Mayotte	0	0	0	0	0	0	0	0
Americas	Mexico	316	317	1,212	386	368	460	1,240	394





Region	Country of nationality	Q1 2005	Q2 2005	Q3 2005	Q4 2005	Q1 2006	Q2 2006	Q3 2006	Q4 2006
Europe	Romania	7,247	10,582	9,461	8,299	8,462	11,731	10,667	6,873
Europe	Russia	27,856	47,812	33,055	30,643	29,965	51,667	38,217	36,198
Africa	Rwanda	87	157	153	118	125	168	236	168
Oceania	Samoa	3	4	15	5	4	5	11	8
Europe	San Marino	0	0	1	0	1	1	2	0
Africa	Sao Tome and Principe	36	28	41	51	41	37	44	57
Middle East	Saudi Arabia	5,164	15,675	10,403	4,533	5,437	16,265	15,579	5,839
Africa	Senegal	406	508	635	480	428	520	717	460
Europe	Serbia	0	0	0	4	4	0	0	0
Africa	Seychelles	56	63	66	32	36	40	88	27
Africa	Sierra Leone	936	1,633	1,795	1,382	1,139	1,604	2,163	1,266
Asia	Singapore	265	297	1,046	246	266	302	1,215	313
Europe	Slovakia	3	1	0	4	0	2	0	2
Europe	Slovenia	0	1	0	0	0	0	0	0
Oceania	Solomon Islands	5	1	3	7	0	1	2	4
Africa	Somalia	1,249	1,905	1,010	1,048	922	749	821	756
Africa	South Africa	10,078	8,486	6,720	6,507	7,507	5,301	4,288	4,811
Americas	South Georgia and South Sandwich Islands	0	0	0	0	0	0	0	0
Europe	Spain	1	1	3	1	0	1	0	1
Asia	Sri Lanka	6,134	9,396	9,275	5,996	6,926	9,632	10,549	8,739
Africa	St. Helena (British)	0	0	0	0	0	0	0	0
Americas	St. Kitts and Nevis	6	6	8	7	3	5	21	3
Americas	St. Lucia	61	61	126	55	73	59	113	59
Americas	St. Maarten (Dutch Part)	:	:	:	:	:	:	:	:
Americas	St. Martin (French Part)	:	:	:	:	:	:	:	:
Americas	St. Pierre and Miquelon	0	0	0	0	0	0	0	0
Americas	St. Vincent and the Grenadines	31	32	68	29	30	33	76	35
Other	Stateless	717	1,025	1,086	792	626	891	1,067	694
Africa	Sudan	1,594	3,224	2,227	1,571	1,717	3,432	2,855	1,690
Americas	Surinam	46	93	68	37	43	46	64	38
Europe	Svalbard and Jan Mayen	0	0	0	0	0	0	0	0
Africa	Swaziland	47	68	88	61	23	21	20	15
Europe	Sweden	4	11	2	1	0	1	2	1
Europe	Switzerland	1	1	0	2	0	6	11	3
Middle East	Syria	1,274	2,285	1,946	1,443	1,633	2,362	2,201	1,481
Asia	Taiwan	6,586	14,485	10,756	6,087	7,143	13,743	13,992	5,845
Europe	Tajikistan	61	88	145	56	48	115	106	88
Africa	Tanzania	1,414	2,280	2,353	1,475	1,388	2,365	2,225	1,797

Region	Country of nationality	Q1 2005	Q2 2005	Q3 2005	Q4 2005	Q1 2006	Q2 2006	Q3 2006	Q4 2006
Asia	Thailand	10,946	12,333	9,520	6,704	10,806	11,507	10,288	6,761
Africa	Togo	118	120	154	114	95	109	188	113
Oceania	Tokelau	0	0	0	0	0	0	0	0
Oceania	Tonga	1	8	11	6	15	3	9	4
Americas	Trinidad and Tobago	292	480	666	305	253	316	597	287
Africa	Tunisia	960	1,422	1,571	1,094	1,095	1,304	1,333	1,006
Europe	Turkey	13,573	19,242	16,578	18,259	16,673	22,721	19,350	19,954
Europe	Turkmenistan	261	466	699	311	239	328	403	256
Americas	Turks and Caicos Islands (British)	0	0	0	0	0	0	1	0
Oceania	Tuvalu	0	0	1	0	3	0	0	0
Africa	Uganda	1,381	1,940	2,189	1,636	1,316	2,016	2,185	1,634
Europe	Ukraine	6,258	11,374	7,221	6,394	8,308	11,369	8,421	7,218
Middle East	United Arab Emirates	3,003	7,282	5,588	2,465	3,447	8,337	8,154	2,469
Americas	United States	4,755	7,188	13,861	5,082	5,135	7,660	14,317	5,702
Americas	Uruguay	17	9	32	21	12	19	29	18
Europe	Uzbekistan	513	634	891	556	378	586	751	841
Oceania	Vanuatu	0	1	0	0	0	0	0	2
Europe	Vatican City	2	3	3	1	2	1	2	3
Americas	Venezuela	130	137	252	185	189	178	400	186
Asia	Vietnam	1,242	1,785	1,850	1,219	1,045	1,770	2,506	1,424
Americas	Virgin Islands (British)	0	0	0	0	0	0	0	0
Americas	Virgin Islands (US)	0	0	0	0	0	0	0	0
Oceania	Wallis and Futuna	0	0	0	0	0	0	0	0
Africa	Western Sahara	0	0	0	0	0	0	0	0
Middle East	Yemen	644	1,322	936	709	595	1,326	1,225	757
Africa	Zambia	1,032	1,500	1,517	1,355	1,118	1,589	1,461	1,301
Africa	Zimbabwe	4,027	5,309	4,911	4,668	3,094	3,401	4,085	4,267

Table be.06q (continued)

Region	Country of nationality	Q1 2007	Q2 2007	Q3 2007	Q4 2007	Q1 2008	Q2 2008	Q3 2008	Q4 2008
<b>Total</b>	<b>*Total</b>	<b>446,248</b>	<b>628,927</b>	<b>608,225</b>	<b>379,254</b>	<b>395,018</b>	<b>605,205</b>	<b>590,451</b>	<b>363,965</b>
Africa	*Total Africa	75,683	93,089	96,987	70,429	65,645	88,823	97,541	68,298
Americas	*Total Americas	20,515	28,227	38,591	20,250	18,984	28,316	39,271	20,275
Asia	*Total Asia	218,333	310,476	297,670	170,340	193,902	293,850	273,652	153,430
Europe	*Total Europe	77,552	114,047	91,980	73,904	64,969	105,460	89,078	70,725
Middle East	*Total Middle East	36,933	67,374	71,093	34,032	38,981	75,557	79,731	41,181
Oceania	*Total Oceania	14,657	12,565	9,134	7,561	10,222	10,673	8,506	7,683

<i>Region</i>	<i>Country of nationality</i>	Q1 2007	Q2 2007	Q3 2007	Q4 2007	Q1 2008	Q2 2008	Q3 2008	Q4 2008
Other	*Total Other	2,575	3,149	2,770	2,738	2,315	2,526	2,672	2,373
Asia	Afghanistan	1,608	1,252	2,110	1,260	1,123	1,040	1,316	921
Europe	Albania	2,577	2,329	1,847	1,880	1,383	1,611	1,514	1,576
Africa	Algeria	2,772	3,695	3,274	2,765	2,934	3,382	4,349	2,482
Oceania	American Samoa	0	0	0	0	0	0	0	0
Europe	Andorra	2	0	3	2	0	0	1	0
Africa	Angola	775	977	1,371	1,042	848	1,023	1,179	592
Americas	Anguilla (British)	0	0	0	0	0	0	0	0
Americas	Antigua and Barbuda	10	4	18	7	13	7	30	6
Americas	Argentina	249	229	254	168	146	215	235	154
Europe	Armenia	339	568	614	394	341	489	555	495
Americas	Aruba	0	0	0	0	0	0	0	0
Oceania	Australia	10,598	8,975	6,392	5,499	7,680	6,890	5,993	5,409
Europe	Austria	0	0	4	0	0	0	2	0
Europe	Azerbaijan	916	1,390	1,526	1,184	869	1,214	1,347	1,344
Americas	Bahamas, The	28	16	77	13	22	17	49	20
Middle East	Bahrain	1,213	2,248	2,780	1,039	1,267	2,897	3,049	1,370
Asia	Bangladesh	6,778	8,015	7,968	5,761	6,324	7,535	8,809	4,763
Americas	Barbados	50	49	154	55	49	53	136	40
Europe	Belarus	1,966	4,561	3,168	1,541	1,525	3,532	3,131	1,704
Europe	Belgium	0	0	2	2	2	3	0	0
Americas	Belize	4	14	11	4	10	7	19	8
Africa	Benin	100	125	128	115	97	116	108	81
Americas	Bermuda (British)	1	0	0	0	0	0	0	0
Asia	Bhutan	32	26	43	33	18	21	28	22
Americas	Bolivia	58	52	65	56	37	40	79	40
Americas	Bonaire, Sint Eustatius and Saba	:	:	:	:	:	:	:	:
Europe	Bosnia and Herzegovina	872	1,035	948	996	907	1,194	1,064	882
Africa	Botswana	199	215	358	201	135	67	303	90
Americas	Brazil	1,590	1,700	2,069	1,679	1,941	1,920	2,187	1,667
Other	British overseas citizens	12	20	30	20	30	25	35	15
Asia	Brunei	70	84	898	185	57	63	1,023	106
Europe	Bulgaria	4	9	2	4	2	2	1	2
Africa	Burkina Faso	65	94	110	50	64	82	79	48
Asia	Burma	539	639	687	479	500	603	608	354
Africa	Burundi	50	75	85	57	86	92	75	67
Asia	Cambodia	117	61	103	93	89	107	164	88
Africa	Cameroon	1,094	1,354	1,600	1,290	868	1,273	1,256	881

<i>Region</i>	<i>Country of nationality</i>	Q1 2007	Q2 2007	Q3 2007	Q4 2007	Q1 2008	Q2 2008	Q3 2008	Q4 2008
Americas	Canada	1,864	2,353	4,742	1,579	1,620	2,305	5,169	1,654
Africa	Cape Verde	58	94	74	87	36	38	56	35
Americas	Cayman Islands (British)	0	0	1	0	0	0	1	0
Africa	Central African Republic	16	14	22	18	13	33	25	18
Africa	Chad	32	32	39	29	23	49	45	32
Americas	Chile	149	175	346	221	158	153	324	156
Asia	China	24,392	51,029	60,946	29,180	27,767	45,748	47,288	27,071
Oceania	Christmas Island	0	0	0	0	0	0	0	0
Oceania	Cocos (Keeling) Islands	0	0	0	0	0	0	0	0
Americas	Colombia	3,859	7,322	4,685	4,299	3,515	7,125	6,039	4,041
Africa	Comoros	6	10	8	4	8	12	9	10
Africa	Congo	373	369	244	242	180	235	262	165
Africa	Congo (Democratic Republic)	975	1,225	1,263	1,175	862	769	852	563
Oceania	Cook Islands	0	0	0	0	0	0	0	0
Americas	Costa Rica	16	17	39	14	10	6	48	18
Europe	Croatia	107	97	230	110	91	94	231	77
Americas	Cuba	539	747	515	423	479	641	418	440
Americas	Curacao	:	:	:	:	:	:	:	:
Europe	Cyprus	213	311	247	188	199	291	225	114
Europe	Cyprus (Northern part of)	0	0	24	82	69	87	130	63
Europe	Czech Republic	2	0	1	5	3	8	0	2
Europe	Denmark	0	0	0	1	0	0	2	0
Africa	Djibouti	31	44	72	17	24	29	61	37
Americas	Dominica	18	9	25	14	24	12	15	13
Americas	Dominican Republic	285	667	569	296	231	535	356	250
Asia	East Timor	0	0	0	3	10	4	9	6
Americas	Ecuador	897	1,255	1,035	697	680	1,005	962	558
Africa	Egypt	5,798	10,030	7,018	6,077	5,758	8,744	8,059	6,460
Americas	El Salvador	11	11	13	5	13	11	19	4
Africa	Equatorial Guinea	48	75	50	57	40	67	26	43
Africa	Eritrea	303	471	438	238	283	426	355	202
Europe	Estonia	0	3	8	5	0	0	1	2
Africa	Ethiopia	821	1,137	1,204	795	834	1,236	1,121	720
Americas	Falkland Islands (British)	0	0	0	0	0	0	0	0
Europe	Faroe Islands	0	0	0	0	0	0	0	0
Oceania	Fiji	230	266	486	271	325	421	336	306
Europe	Finland	0	1	1	1	1	0	1	1
Europe	Former Yugoslavia	4,253	5,267	4,087	4,422	3,506	5,668	4,083	3,507

<i>Region</i>	<i>Country of nationality</i>	<i>Q1 2007</i>	<i>Q2 2007</i>	<i>Q3 2007</i>	<i>Q4 2007</i>	<i>Q1 2008</i>	<i>Q2 2008</i>	<i>Q3 2008</i>	<i>Q4 2008</i>
Europe	France	2	1	2	0	2	1	1	0
Americas	French Guiana	0	0	0	0	0	0	0	0
Oceania	French Polynesia	0	0	0	0	0	0	0	0
Africa	Gabon	117	126	161	101	106	115	94	56
Africa	Gambia, The	871	1,021	1,499	823	743	1,017	1,354	789
Europe	Georgia	1,029	1,244	1,360	1,042	823	1,294	1,355	1,306
Europe	Germany	0	2	0	1	4	0	1	2
Africa	Ghana	4,900	6,945	7,014	4,884	3,954	6,244	6,486	3,944
Europe	Gibraltar (British)	0	0	0	0	0	0	0	0
Europe	Greece	0	0	2	1	0	0	0	0
Europe	Greenland	0	0	0	0	0	0	0	0
Americas	Grenada	31	12	55	20	34	18	38	24
Americas	Guadeloupe	0	0	0	0	0	0	0	0
Americas	Guam	0	0	0	0	0	0	0	0
Americas	Guatemala	17	17	22	19	14	18	38	20
Africa	Guinea	202	216	259	206	204	226	224	162
Africa	Guinea-Bissau	42	32	73	35	27	27	30	30
Americas	Guyana	493	638	721	421	312	446	381	253
Americas	Haiti	68	83	66	35	42	72	66	40
Oceania	Heard Island and McDonald Islands	0	0	0	0	0	0	0	0
Americas	Honduras	7	11	23	8	6	6	13	8
Asia	Hong Kong	619	753	4,923	592	432	676	5,111	529
Europe	Hungary	3	0	1	0	1	0	2	0
Europe	Iceland	0	0	1	1	6	1	2	1
Asia	India	99,891	142,160	112,835	65,828	86,562	137,454	110,192	65,046
Asia	Indonesia	3,312	6,894	6,128	4,371	2,964	6,851	6,030	3,420
Middle East	Iran	8,147	9,915	11,419	6,935	6,481	7,881	10,266	7,786
Middle East	Iraq	1,150	1,440	1,929	1,478	1,493	1,887	2,248	2,028
Europe	Ireland	3	1	1	0	1	0	0	1
Middle East	Israel	328	354	616	361	321	216	529	275
Europe	Italy	0	1	1	2	1	0	1	0
Africa	Ivory Coast	522	577	660	532	453	580	597	421
Americas	Jamaica	2,294	2,734	3,155	2,125	2,127	3,487	2,515	1,847
Asia	Japan	3,698	3,021	4,314	1,807	2,655	3,178	3,951	1,629
Middle East	Jordan	2,192	3,476	3,483	2,446	2,186	3,388	3,501	2,515
Europe	Kazakhstan	2,394	5,173	4,155	2,936	2,228	3,670	4,677	2,501
Africa	Kenya	2,808	4,615	4,484	3,063	2,828	4,696	4,809	3,007
Oceania	Kiribati	0	0	0	0	2	0	0	0

Region	Country of nationality	Q1 2007	Q2 2007	Q3 2007	Q4 2007	Q1 2008	Q2 2008	Q3 2008	Q4 2008
Asia	Korea (North)	7	6	5	2	4	4	10	5
Asia	Korea (South)	2,599	1,782	3,411	1,656	2,084	1,773	3,664	1,437
Europe	Kosovo	0	0	7	37	24	16	18	124
Middle East	Kuwait	6,878	11,092	12,456	5,529	6,915	14,560	12,887	6,474
Europe	Kyrgyzstan	263	290	254	244	193	214	280	222
Asia	Laos	19	34	39	38	29	34	48	39
Europe	Latvia	9	6	6	5	6	4	8	1
Middle East	Lebanon	2,775	3,905	3,244	2,549	2,382	3,112	2,839	2,522
Africa	Lesotho	15	11	23	7	12	13	21	5
Africa	Liberia	107	140	117	94	93	127	107	103
Africa	Libya	2,429	3,352	4,031	1,962	3,047	4,576	5,662	3,182
Europe	Liechtenstein	0	0	0	0	0	0	0	0
Europe	Lithuania	1	0	2	0	1	1	0	0
Europe	Luxembourg	0	0	0	0	0	0	0	0
Asia	Macau	6	20	79	12	7	20	99	15
Europe	Macedonia	977	1,021	830	720	809	984	863	820
Africa	Madagascar	116	117	91	106	76	163	121	73
Africa	Malawi	646	809	1,165	860	467	661	668	451
Asia	Malaysia	1,423	1,490	5,653	1,772	1,548	1,344	5,443	1,577
Asia	Maldives	6	4	86	18	14	12	92	13
Africa	Mali	124	154	156	104	112	144	177	138
Europe	Malta	1	0	0	0	0	0	0	0
Oceania	Marshall Islands	0	0	1	0	0	0	0	0
Americas	Martinique	0	0	0	0	0	0	0	0
Africa	Mauritania	98	68	66	46	48	56	46	52
Africa	Mauritius	543	613	1,024	546	485	554	953	513
Africa	Mayotte	0	0	0	0	0	0	0	0
Americas	Mexico	317	467	1,339	393	357	391	1,220	362
Oceania	Micronesia	1	0	1	0	0	0	1	0
Europe	Moldova	700	1,191	710	521	382	440	453	416
Europe	Monaco	1	1	3	1	0	2	4	1
Asia	Mongolia	420	709	760	798	306	457	473	362
Europe	Montenegro	0	0	1	6	4	84	182	257
Americas	Montserrat (British)	0	0	0	0	0	0	0	1
Africa	Morocco	2,537	3,406	2,894	2,373	2,441	2,933	2,268	2,188
Africa	Mozambique	127	176	208	148	123	228	196	166
Africa	Namibia	58	24	44	44	35	33	50	63
Oceania	Nauru	0	0	1	1	0	0	0	0

<i>Region</i>	<i>Country of nationality</i>	<i>Q1 2007</i>	<i>Q2 2007</i>	<i>Q3 2007</i>	<i>Q4 2007</i>	<i>Q1 2008</i>	<i>Q2 2008</i>	<i>Q3 2008</i>	<i>Q4 2008</i>
Asia	Nepal	3,815	3,780	3,295	2,409	1,814	1,942	2,015	1,340
Europe	Netherlands	0	1	2	0	1	2	1	0
Americas	Netherlands Antilles	0	0	0	0	0	0	0	0
Oceania	New Caledonia	0	0	0	0	0	0	0	0
Oceania	New Zealand	3,816	3,312	2,225	1,773	2,204	3,351	2,125	1,959
Americas	Nicaragua	5	8	11	5	6	9	11	7
Africa	Niger	47	71	58	61	29	67	46	34
Africa	Nigeria	27,789	30,237	35,553	23,980	22,713	30,015	35,613	24,398
Oceania	Niue	0	0	0	0	0	0	0	0
Oceania	Norfolk Island	0	0	0	0	0	0	0	0
Oceania	Northern Mariana Islands	0	0	0	0	0	0	0	0
Europe	Norway	1	0	0	0	3	1	4	5
Middle East	Occupied Palestinian Territories	415	599	600	370	406	758	823	541
Middle East	Oman	1,004	2,659	2,577	1,082	1,306	3,982	3,011	1,104
Other	Other and unknown	2,005	2,384	2,217	1,686	1,464	1,265	1,212	1,305
Asia	Pakistan	30,580	38,497	35,037	22,748	24,663	35,336	29,078	14,940
Oceania	Palau	0	0	0	0	0	0	0	0
Americas	Panama	11	13	30	9	10	23	34	16
Oceania	Papua New Guinea	2	5	8	1	6	3	28	7
Americas	Paraguay	11	13	28	10	6	11	28	9
Americas	Peru	1,287	1,785	1,589	1,169	1,093	1,464	1,369	950
Asia	Philippines	10,803	14,500	12,553	9,985	9,825	16,162	13,626	9,984
Oceania	Pitcairn Islands (British)	0	0	0	0	0	0	0	0
Europe	Poland	0	0	4	4	0	0	3	0
Europe	Portugal	1	0	0	0	2	0	2	0
Americas	Puerto Rico	0	0	0	0	0	0	0	0
Middle East	Qatar	1,385	4,255	5,334	1,330	1,678	5,132	5,828	1,610
Africa	Reunion	0	0	0	0	0	0	0	0
Europe	Romania	24	10	8	3	16	7	15	9
Europe	Russia	33,499	52,703	41,562	30,970	25,930	48,745	35,784	28,643
Africa	Rwanda	156	197	285	155	146	244	251	185
Oceania	Samoa	2	3	5	4	3	3	2	0
Europe	San Marino	0	0	3	0	0	1	0	0
Africa	Sao Tome and Principe	19	38	34	22	13	18	27	13
Middle East	Saudi Arabia	6,564	17,426	17,243	6,511	9,785	20,447	23,943	9,575
Africa	Senegal	461	573	641	524	410	615	716	458
Europe	Serbia	0	0	288	103	100	91	143	667
Africa	Seychelles	45	47	78	18	23	33	53	27





Region	Country of nationality	Q1 2007	Q2 2007	Q3 2007	Q4 2007	Q1 2008	Q2 2008	Q3 2008	Q4 2008
Africa	Uganda	1,387	2,012	2,343	1,486	1,396	2,120	2,444	1,737
Europe	Ukraine	8,653	11,869	8,391	7,400	6,332	9,505	8,979	7,155
Middle East	United Arab Emirates	2,842	7,192	7,009	2,676	3,195	8,715	8,242	3,603
Americas	United States	5,616	7,118	15,608	5,850	5,407	7,635	16,198	7,171
Americas	Uruguay	21	10	32	13	12	29	36	16
Europe	Uzbekistan	866	733	774	661	541	811	776	524
Oceania	Vanuatu	5	0	0	0	0	3	1	1
Europe	Vatican City	0	7	0	5	4	1	2	0
Americas	Venezuela	297	259	494	275	269	310	523	191
Asia	Vietnam	1,171	2,279	2,681	1,526	1,737	2,162	2,973	1,443
Americas	Virgin Islands (British)	0	0	0	0	0	0	0	0
Americas	Virgin Islands (US)	0	0	0	0	0	0	0	0
Oceania	Wallis and Futuna	0	0	0	0	0	0	0	0
Africa	Western Sahara	0	0	0	0	0	0	0	0
Middle East	Yemen	682	1,202	987	568	535	923	887	567
Africa	Zambia	964	1,453	1,581	1,331	945	1,161	1,324	1,176
Africa	Zimbabwe	2,954	3,072	3,233	3,070	2,106	2,821	2,726	2,040

Table bc.06q (continued)

Region	Country of nationality	Q1 2009	Q2 2009	Q3 2009	Q4 2009	Q1 2010	Q2 2010	Q3 2010	Q4 2010	Q1 2011	Q2 2011
<b>Total</b>	<b>*Total</b>	<b>386,587</b>	<b>576,247</b>	<b>609,505</b>	<b>423,079</b>	<b>407,268</b>	<b>636,903</b>	<b>669,895</b>	<b>430,704</b>	<b>464,531</b>	<b>726,885</b>
Africa	*Total Africa	71,192	110,944	124,316	90,146	83,316	118,532	123,953	95,073	86,757	121,746
Americas	*Total Americas	18,007	25,098	39,435	20,589	19,015	29,062	39,059	19,573	18,692	27,450
Asia	*Total Asia	172,896	261,890	293,751	192,255	189,752	292,483	333,462	181,337	223,709	345,012
Europe	*Total Europe	61,309	89,408	78,539	70,558	62,149	103,787	87,421	81,122	73,128	120,542
Middle East	*Total Middle East	51,530	78,007	64,529	41,425	42,204	83,140	76,917	46,320	51,900	102,600
Oceania	*Total Oceania	9,926	8,847	6,646	6,178	9,402	8,055	6,992	5,809	9,044	7,984
Other	*Total Other	1,727	2,053	2,289	1,928	1,430	1,844	2,091	1,470	1,301	1,551
Asia	Afghanistan	1,053	965	837	1,550	1,057	863	1,090	1,140	1,489	1,050
Europe	Albania	1,293	1,319	1,360	1,617	1,252	1,453	1,465	1,560	1,051	1,117
Africa	Algeria	2,760	2,656	3,018	2,638	2,138	2,621	2,537	2,254	2,523	3,059
Oceania	American Samoa	0	0	0	0	0	0	0	0	0	0
Europe	Andorra	0	0	2	1	1	0	2	0	0	0
Africa	Angola	574	684	994	607	663	725	898	583	590	750
Americas	Anguilla (British)	0	0	1	0	0	0	0	0	0	0
Americas	Antigua and Barbuda	4	3	12	9	3	9	18	6	4	2
Americas	Argentina	238	189	227	108	372	182	197	157	517	150

Region	Country of nationality	Q1 2009	Q2 2009	Q3 2009	Q4 2009	Q1 2010	Q2 2010	Q3 2010	Q4 2010	Q1 2011	Q2 2011
Europe	Armenia	407	503	495	425	379	623	576	542	389	740
Americas	Aruba	0	0	0	0	0	0	0	0	0	0
Oceania	Australia	7,419	6,484	4,946	4,706	6,663	5,870	5,150	4,352	6,532	5,782
Europe	Austria	0	0	0	0	0	1	1	0	1	0
Europe	Azerbaijan	912	1,239	1,452	1,269	962	1,171	1,591	1,408	974	1,330
Americas	Bahamas, The	13	8	75	13	10	3	48	12	23	12
Middle East	Bahrain	1,345	2,762	2,376	1,345	1,165	3,351	2,641	1,651	1,206	3,322
Asia	Bangladesh	6,917	8,155	13,108	12,214	9,184	7,266	7,546	7,109	7,178	7,497
Americas	Barbados	36	33	122	35	28	41	110	30	20	26
Europe	Belarus	1,288	2,855	2,689	1,515	1,315	3,219	2,228	1,347	1,607	3,099
Europe	Belgium	0	0	0	0	0	0	1	0	0	0
Americas	Belize	2	5	22	5	8	5	19	9	4	5
Africa	Benin	98	111	148	101	92	111	161	71	82	109
Americas	Bermuda (British)	0	0	0	0	0	0	0	1	0	0
Asia	Bhutan	28	24	39	54	29	26	154	35	14	39
Americas	Bolivia	46	279	326	282	179	337	263	202	197	347
Americas	Bonaire, Sint Eustatius and Saba	:	:	:	:	:	:	:	:	0	0
Europe	Bosnia and Herzegovina	786	974	822	853	897	916	844	833	858	1,010
Africa	Botswana	60	57	207	56	49	50	241	54	41	39
Americas	Brazil	1,603	1,063	1,885	1,328	1,274	1,288	1,647	978	1,017	1,115
Other	British overseas citizens	20	23	31	20	16	28	23	15	15	10
Asia	Brunei	50	56	914	204	51	60	946	154	48	47
Europe	Bulgaria	7	1	1	0	4	4	5	0	0	1
Africa	Burkina Faso	64	80	73	56	54	87	91	48	80	51
Asia	Burma	527	550	751	543	423	580	401	363	387	417
Africa	Burundi	59	56	70	46	48	84	62	47	56	50
Asia	Cambodia	71	130	145	154	123	141	149	149	116	162
Africa	Cameroon	871	954	1,413	1,045	1,019	1,105	1,365	988	1,096	1,190
Americas	Canada	1,696	2,041	5,219	1,735	1,630	2,225	5,587	1,777	1,564	2,034
Africa	Cape Verde	24	29	34	27	39	30	29	29	15	15
Americas	Cayman Islands (British)	0	0	0	0	0	0	0	0	0	0
Africa	Central African Republic	18	17	14	15	14	8	18	7	6	11
Africa	Chad	29	18	16	17	13	22	15	16	22	22
Americas	Chile	97	82	395	150	147	158	427	161	162	139
Asia	China	24,711	44,517	63,784	28,518	29,249	59,664	91,509	34,623	35,125	90,414
Oceania	Christmas Island	0	0	0	0	0	0	0	0	0	0
Oceania	Cocos (Keeling) Islands	0	0	0	0	0	0	0	0	0	0
Americas	Colombia	3,631	6,432	5,637	3,851	3,948	7,850	5,337	4,099	4,386	8,792

Region	Country of nationality	Q1 2009	Q2 2009	Q3 2009	Q4 2009	Q1 2010	Q2 2010	Q3 2010	Q4 2010	Q1 2011	Q2 2011
Africa	Comoros	7									
Africa	Congo	190	219	283	172	115	176	193	132	118	199
Africa	Congo (Democratic Republic)	512	654	878	559	321	456	587	439	408	471
Oceania	Cook Islands	0	0	0	0	0	0	0	0	0	0
Americas	Costa Rica	17	12	37	12	12	18	34	15	17	11
Europe	Croatia	76	82	166	101	55	89	188	76	73	92
Americas	Cuba	367	508	372	377	411	439	385	313	284	401
Americas	Curacao	:	:	:	:	:	:	:	:	0	0
Europe	Cyprus	143	123	141	119	123	150	136	102	85	72
Europe	Cyprus (Northern part of)	104	86	103	86	68	61	34	17	14	15
Europe	Czech Republic	0	0	0	0	0	0	0	0	0	0
Europe	Denmark	0	0	1	0	0	1	0	0	0	0
Africa	Djibouti	32	32	28	19	14	33	40	27	25	24
Americas	Dominica	14	8	18	9	10	11	20	6	9	9
Americas	Dominican Republic	313	388	344	253	178	427	306	256	199	437
Asia	East Timor	6	3	7	2	0	3	3	2	0	0
Americas	Ecuador	629	737	1,017	578	610	1,125	876	500	600	859
Africa	Egypt	6,186	9,943	8,159	7,784	7,693	11,143	9,199	8,150	6,178	11,270
Americas	El Salvador	6	6	23	2	2	11	16	9	11	8
Africa	Equatorial Guinea	65	30	21	35	26	37	55	40	35	48
Africa	Eritrea	248	434	326	281	296	397	368	332	229	328
Europe	Estonia	0	0	0	0	0	0	0	0	0	0
Africa	Ethiopia	673	999	1,018	725	642	955	1,035	809	580	870
Americas	Falkland Islands (British)	0	0	0	0	0	0	0	0	0	0
Europe	Faroe Islands	0	0	0	0	0	0	0	0	0	0
Oceania	Fiji	223	337	337	284	228	281	294	264	184	293
Europe	Finland	0	0	0	0	0	0	0	0	0	0
Europe	Former Yugoslavia	2,223	2,154	1,142	585	343	244	151	134	74	56
Europe	France	0	1	0	1	1	0	0	0	0	0
Americas	French Guiana	0	0	0	0	0	0	0	0	0	0
Oceania	French Polynesia	0	0	0	0	0	0	0	0	0	0
Africa	Gabon	62	72	57	99	70	76	74	52	109	65
Africa	Gambia, The	675	773	962	622	627	955	1,033	737	682	669
Europe	Georgia	868	1,234	1,489	994	859	1,166	1,340	1,154	912	1,300
Europe	Germany	1	0	1	0	1	1	2	0	1	0
Africa	Ghana	3,534	4,993	6,048	4,284	3,575	5,843	6,888	4,778	4,706	6,040
Europe	Gibraltar (British)	0	0	0	0	0	0	0	0	0	0
Europe	Greece	1	0	0	0	0	0	1	0	0	0

Region	Country of nationality	Q1 2009	Q2 2009	Q3 2009	Q4 2009	Q1 2010	Q2 2010	Q3 2010	Q4 2010	Q1 2011	Q2 2011
Europe	Greenland	0	0	0	0	0	0	0	0	0	0
Americas	Grenada	27	8	34	20	15	22	25	14	12	17
Americas	Guadeloupe	0	0	0	0	0	0	0	0	0	0
Americas	Guam	0	0	0	0	0	0	0	0	0	0
Americas	Guatemala	12	9	22	12	17	8	25	16	4	5
Africa	Guinea	127	172	217	202	175	179	191	178	163	133
Africa	Guinea-Bissau	30	26	27	30	36	33	49	41	27	23
Americas	Guyana	239	330	321	192	163	291	340	202	196	255
Americas	Haiti	44	54	60	43	34	85	58	51	41	51
Oceania	Heard Island and McDonald Islands	0	0	0	0	0	0	0	0	0	0
Americas	Honduras	8	8	21	9	18	3	18	8	11	4
Asia	Hong Kong	420	470	5,641	546	420	959	6,355	605	454	981
Europe	Hungary	0	0	1	0	0	0	1	0	0	0
Europe	Iceland	0	3	3	0	0	2	0	1	2	0
Asia	India	78,503	131,930	114,829	81,684	86,891	142,487	120,187	70,457	91,592	145,049
Asia	Indonesia	3,039	6,179	6,355	5,054	3,777	8,409	8,414	5,973	4,988	10,920
Middle East	Iran	7,301	8,175	3,969	2,649	3,216	5,382	8,355	6,680	6,471	7,251
Middle East	Iraq	2,477	2,577	2,438	1,774	1,360	1,775	2,371	1,390	2,110	2,345
Europe	Ireland	0	1	0	0	0	0	0	0	0	0
Middle East	Israel	223	196	492	208	178	239	441	213	171	207
Europe	Italy	0	0	1	3	1	0	2	0	1	0
Africa	Ivory Coast	363	474	602	398	395	449	648	373	314	374
Americas	Jamaica	1,770	2,503	2,557	1,767	1,716	2,547	2,548	1,627	1,588	2,052
Asia	Japan	2,452	2,824	3,540	1,258	3,193	1,938	3,182	1,209	3,340	2,144
Middle East	Jordan	2,346	3,584	3,293	2,516	2,028	3,322	3,628	2,414	2,414	3,827
Europe	Kazakhstan	2,171	3,950	4,048	2,525	2,251	4,283	4,650	2,754	2,297	4,907
Africa	Kenya	2,802	4,372	4,495	2,719	2,574	4,247	4,455	2,717	2,634	4,476
Oceania	Kiribati	0	0	1	0	0	0	0	0	1	0
Asia	Korea (North)	4	2	7	8	1	9	8	1	4	0
Asia	Korea (South)	1,489	1,243	3,830	1,406	2,254	1,395	3,924	1,483	1,861	1,619
Europe	Kosovo	458	425	419	882	747	781	630	1,105	977	927
Middle East	Kuwait	9,200	14,114	13,156	7,998	8,972	17,133	13,204	8,886	10,504	22,422
Europe	Kyrgyzstan	188	228	325	201	161	191	222	169	138	211
Asia	Laos	22	41	50	31	30	63	37	23	23	65
Europe	Latvia	4	1	6	5	1	7	0	4	2	3
Middle East	Lebanon	2,516	3,011	2,896	2,866	2,557	3,298	3,272	2,935	2,662	3,808
Africa	Lesotho	13	30	111	59	51	88	104	54	77	86
Africa	Liberia	69	124	86	80	67	99	102	72	70	101



Region	Country of nationality	Q1 2009	Q2 2009	Q3 2009	Q4 2009	Q1 2010	Q2 2010	Q3 2010	Q4 2010	Q1 2011	Q2 2011
Oceania	Northern Mariana Islands	0	0	0	0	0	0	0	0	0	0
Europe	Norway	3	0	0	0	0	1	1	0	0	0
Middle East	Occupied Palestinian Territories	541	788	716	605	532	719	849	565	541	927
Middle East	Oman	1,413	2,826	2,512	1,234	1,304	3,376	2,642	1,306	1,529	3,573
Other	Other and unknown	751	928	682	835	507	748	742	658	607	709
Asia	Pakistan	19,962	22,710	19,455	21,711	15,215	23,919	31,405	25,944	35,402	38,491
Oceania	Palau	0	0	0	0	0	0	0	0	0	0
Americas	Panama	8	10	24	12	11	13	20	6	6	5
Oceania	Papua New Guinea	5	6	22	12	7	2	9	3	6	3
Americas	Paraguay	9	8	14	12	8	10	18	5	14	9
Americas	Peru	874	1,330	1,413	1,051	997	1,465	1,288	1,137	1,031	1,626
Asia	Philippines	9,490	14,566	14,549	9,294	9,962	14,544	12,786	8,458	10,240	14,729
Oceania	Pitcairn Islands (British)	0	0	0	0	0	0	0	0	0	0
Europe	Poland	0	3	0	0	1	2	0	1	0	0
Europe	Portugal	1	0	0	0	0	0	2	0	0	0
Americas	Puerto Rico	0	0	0	0	0	0	0	0	0	0
Middle East	Qatar	2,101	3,579	3,283	2,084	2,458	5,519	5,000	2,415	3,013	5,373
Africa	Reunion	0	0	0	0	0	0	0	0	0	0
Europe	Romania	10	9	12	5	4	4	6	1	5	5
Europe	Russia	23,741	38,163	31,444	27,094	23,564	47,434	35,730	35,861	32,595	58,708
Africa	Rwanda	131	181	242	121	186	198	212	200	130	206
Oceania	Samoa	1	2	2	7	2	1	4	5	6	3
Europe	San Marino	1	0	1	1	0	0	2	0	1	1
Africa	Sao Tome and Principe	12	15	18	15	8	14	14	8	9	8
Middle East	Saudi Arabia	16,212	26,395	20,911	12,415	13,107	26,192	25,519	12,207	14,588	35,855
Africa	Senegal	334	382	469	363	324	410	599	356	318	427
Europe	Serbia	1,125	2,289	2,493	2,881	2,347	3,887	3,388	3,554	2,746	3,914
Africa	Seychelles	19	21	87	15	21	38	67	14	17	20
Africa	Sierra Leone	565	745	1,138	822	527	833	1,237	678	457	705
Asia	Singapore	216	168	1,531	230	187	169	1,916	316	258	249
Europe	Slovakia	0	0	0	0	0	0	0	0	0	0
Europe	Slovenia	0	0	0	0	0	0	0	0	0	0
Oceania	Solomon Islands	0	0	4	2	0	0	0	2	0	0
Africa	Somalia	558	574	700	679	602	587	895	807	622	492
Americas	South Africa	13,330	33,485	34,276	24,591	24,025	33,089	30,540	23,848	22,478	38,929
	South Georgia and South Sandwich Islands	0	0	0	0	0	0	0	0	0	0
Europe	Spain	0	0	0	0	0	0	0	1	0	0

Region	Country of nationality	Q1 2009	Q2 2009	Q3 2009	Q4 2009	Q1 2010	Q2 2010	Q3 2010	Q4 2010	Q1 2011	Q2 2011
Asia	Sri Lanka	5,257	7,893	9,065	7,387	6,590	9,322	10,667	6,397	5,919	7,655
Africa	St. Helena (British)	0	0	0	0	0	0	0	0	0	0
Americas	St. Kitts and Nevis	2	5	9	3	3	1	13	4	2	3
Americas	St. Lucia	39	19	73	30	34	23	48	29	21	18
Americas	St. Maarten (Dutch Part)	:	:	:	:	:	:	:	:	:	0
Americas	St. Martin (French Part)	:	:	:	:	:	:	:	:	:	0
Americas	St. Pierre and Miquelon	0	0	0	0	0	0	0	0	0	0
Americas	St. Vincent and the Grenadines	8	24	54	14	25	14	38	25	21	22
Other	Stateless	956	1,102	1,576	1,073	907	1,068	1,326	797	679	832
Africa	Sudan	1,349	2,287	1,811	1,242	1,345	2,459	1,986	1,412	1,355	2,487
Americas	Surinam	22	38	37	19	17	32	42	14	15	25
Europe	Svalbard and Jan Mayen	0	0	0	0	0	0	0	0	0	0
Africa	Swaziland	22	39	159	126	49	97	172	81	51	117
Europe	Sweden	0	1	0	2	0	0	1	0	1	3
Europe	Switzerland	0	0	1	0	1	0	1	0	0	0
Middle East	Syria	1,350	2,083	1,727	1,259	946	1,662	1,693	1,224	1,068	1,901
Asia	Taiwan	2,237	1,105	2,686	275	487	1,129	2,370	329	439	1,155
Europe	Tajikistan	64	79	104	57	69	110	102	96	53	87
Africa	Tanzania	1,074	1,453	1,568	1,047	862	1,446	1,295	1,016	916	1,433
Asia	Thailand	12,186	12,254	13,360	8,423	13,926	12,168	16,378	9,692	18,544	15,001
Africa	Togo	88	90	97	91	85	111	121	65	61	79
Oceania	Tokelau	0	0	0	0	0	0	0	0	0	0
Oceania	Tonga	8	2	7	3	8	1	8	1	2	5
Americas	Trinidad and Tobago	189	112	443	151	169	135	429	111	88	75
Africa	Tunisia	946	1,125	1,205	1,051	1,165	946	959	1,163	907	1,247
Europe	Turkey	17,595	22,568	18,772	20,805	18,967	26,414	21,786	20,655	19,019	26,892
Europe	Turkmenistan	242	470	419	324	212	359	356	265	215	338
Americas	Turks and Caicos Islands (British)	0	0	0	0	0	0	0	0	0	0
Oceania	Tuvalu	0	0	0	0	0	0	0	0	0	0
Africa	Uganda	1,247	1,830	1,944	1,206	941	1,618	1,789	1,381	956	1,613
Europe	Ukraine	5,929	8,385	8,563	6,185	6,012	8,898	9,437	7,285	7,402	12,914
Middle East	United Arab Emirates	4,029	7,097	6,091	3,968	3,834	10,256	6,603	4,134	5,259	11,065
Americas	United States	5,370	7,072	16,176	7,278	5,857	8,948	16,763	6,931	5,844	8,098
Americas	Uruguay	12	15	27	12	26	34	26	12	25	15
Europe	Uzbekistan	390	597	516	526	365	468	631	428	348	756
Oceania	Vanuatu	0	0	0	0	0	0	1	1	1	0
Europe	Vatican City	1	5	3	1	1	3	2	0	2	1
Americas	Venezuela	288	1,572	1,463	875	762	1,009	1,066	503	471	533



<i>Region</i>	<i>Country of nationality</i>	<i>Q1 2009</i>	<i>Q2 2009</i>	<i>Q3 2009</i>	<i>Q4 2009</i>	<i>Q1 2010</i>	<i>Q2 2010</i>	<i>Q3 2010</i>	<i>Q4 2010</i>	<i>Q1 2011</i>	<i>Q2 2011</i>
Asia	Vietnam	1,224	1,890	2,924	1,819	1,556	2,485	3,722	2,154	1,648	2,834
Americas	Virgin Islands (British)	0	0	0	0	0	0	0	0	0	0
Americas	Virgin Islands (US)	0	0	0	0	0	0	0	0	0	0
Oceania	Wallis and Futuna	0	0	0	0	0	0	0	0	0	0
Africa	Western Sahara	0	0	0	0	0	0	0	0	0	0
Middle East	Yemen	476	820	669	504	547	916	699	300	364	724
Africa	Zambia	710	971	1,175	969	763	1,065	1,067	870	654	931
Africa	Zimbabwe	1,089	1,893	2,275	1,881	1,621	1,956	2,185	2,254	1,752	2,150

Table be.07

## APPEALS RECEIVED AND APPEAL OUTCOMES ON ENTRY CLEARANCE VISAS, BY ISSUING POST, 2010

<i>Post</i>	<i>Appeals Received</i>	<i>Appeal outcomes</i>	
		<i>Allowed</i>	<i>Dismissed</i>
Algiers	1	1	0
Almaty	127	9	20
Amman	1,110	198	295
Ashgabat	12	1	0
Athens	0	2	1
Baku	72	9	8
Beirut	263	41	41
Belgrade	183	17	61
Bucharest	4	1	2
Cairo	667	231	379
Chisinau	45	30	17
Copenhagen	40	10	97
Dublin	152	14	104
Dusseldorf	252	6	87
Geneva	23	1	11
Istanbul	1,118	313	497
Khartoum	15	30	10
Kiev	479	112	126
Madrid	365	21	94
Minsk	98	17	55
Moscow	664	131	225
Nicosia	136	41	48
Paris	302	26	140
Rabat	382	90	88
Rome	133	23	58
Skopje	297	60	111
Stockholm	129	11	74
Tashkent	115	19	85
Tbilisi	47	7	9
Tirana	645	273	226
Tripoli	44	6	31
Tunis	98	36	20
United Kingdom (London)	6,132	1,743	1,314
Warsaw	357	73	174
Yerevan	19	14	10
Other Posts	17	2	6
<b>Total Euro-Med</b>	<b>14,543</b>	<b>3,619</b>	<b>4,524</b>
Bogota	131	30	69
Chicago	269	20	84
Havana	49	2	12
Kingston	808	409	604
Los Angeles	321	5	45
New York	1,298	129	354
Ottawa	177	16	38
Rio De Janeiro	104	16	52
Other Posts	0	0	0
<b>Total Americas</b>	<b>3,157</b>	<b>627</b>	<b>1,258</b>
Abuja	5,483	857	2,186
Accra	2,425	684	978
Addis Ababa	1,238	193	213
Banjul	638	129	221
Dar Es Salaam	0	3	8
Freetown	9	39	82
Harare	0	5	3
Kampala	0	1	24
Lagos	1,707	1,490	2,714
Lusaka	249	37	144
Nairobi	2,098	559	972
Port Louis	76	18	39

<i>Post</i>	<i>Appeals Received</i>	<i>Appeal outcomes</i>	
		<i>Allowed</i>	<i>Dismissed</i>
Pretoria	3,659	1,396	1,336
Other Posts	0	0	8
<b>Total Africa</b>	<b>17,582</b>	<b>5,411</b>	<b>8,928</b>
Abu Dhabi	27,191	13,444	11,620
Doha	119	7	38
Dubai	0	0	0
Islamabad	664	737	2,257
Kuwait City	99	15	16
Riyadh	441	121	189
Sanaa	167	44	35
Tehran	0	558	604
Other Posts	49	7	20
<b>Total Gulf and Pakistan</b>	<b>28,730</b>	<b>14,933</b>	<b>14,779</b>
Chennai	1,827	1,046	978
Colombo	221	287	136
Dhaka	7,717	2,929	3,104
Mumbai	4,299	2,002	1,875
New Delhi	6,881	2,669	2,707
Other Posts	0	2	0
<b>Total South Asia</b>	<b>20,945</b>	<b>8,935</b>	<b>8,800</b>
Bandar Seri Begawan	0	0	1
Bangkok	695	142	167
Beijing	386	112	135
Canberra	467	33	132
Chongqing	22	3	8
Guangzhou	605	172	187
Hanoi	0	2	5
Hong Kong	0	1	13
Jakarta	86	15	19
Kuala Lumpur	652	153	344
Manila	1,718	628	1,155
Rangoon	62	9	24
Shanghai	143	14	28
Suva	62	10	21
Wellington	0	0	4
Other Posts	0	0	1
<b>Total Pacific</b>	<b>4,898</b>	<b>1,294</b>	<b>2,244</b>
<b>Total</b>	<b>89,855</b>	<b>34,819</b>	<b>40,533</b>

## Appendix I

## BONUSES

3.15 Bonuses are based on performance levels attained and are made as part of the appraisal process. The bonuses reported in 2010–11 relate to performance in 2009–10 and the comparative bonuses reported for 2009–10 relate to the performance in 2008–09. Given the current climate the UK Border Agency has decided, along with most other government departments, to limit the amount used for non-consolidated performance payments to under 5 per cent of the SCS pay bill.

<i>Officials</i>	<i>2010–11</i>			<i>2009–10</i>		
	<i>Salary £'000</i>	<i>Bonus Payments £'000</i>	<i>Benefits in kind (to nearest £'000</i>	<i>Salary £'000</i>	<i>Bonus Payments £'000</i>	<i>Benefits in kind (to nearest £'000</i>
Lin Homer, chief executive (until 9 January 2011) (205–210 full year equivalent)		160–165	5–10	0	205–210	10–15
Jonathan Sedgwick, Deputy Chief Executive Acting Chief Executive (from 10 January 2011)	105–110	5–10	0	100–105	10–15	0
Brodie Clark, Director Border Force	130–135	5–10	2,500	130–135	10–15	5,700
Matthew Coats, Director Immigration Group	145–150	5–10	0	145–150	10–15	0
Justin Holliday, Director Resource Management Group	130–135	5–10	0	130–135	5–10	0
Joe Dugdale, Director HR & Organisational Development	130–135	5–10	0	130–135	10–15	0
Tamara Finkelstein Director of UK Border Agency Programme (until 25 April 2010) (85–90 full year equivalent)	5–10 0	0	85–90	0–5	0	
Martin Peach, Director Intelligence Group	105–110	0	0	105–110	0	0
David Wood Director Criminality & Detention Group	100–105	5–10	0	100–105	10–15	0
Barbara Woodward Director International Group (from 4 March 2009)	100–105	5–10	0	100–105	5–10	0
Robert Yeldham ,Director Communi- cations	85–90	0–5	0	85–90 15–20 (65–70 full year equivalent)	0	0
Jonathan Payne, Chief of Staff (until 28 June 2009)	0	0	0	45–50 (65–70 full year equivalent)	0	0
Zilla Bowell, Chief of Staff (from 3 August 2009)	65–70 15–20	0–5	0	0–5	0–5	0
Philip Duffy, Acting Director Policy & Strategy (from 10 January 2011)	(80–85 full year equivalent)	0	0	0	0	0

---

**Appendix J**
**CONTROL OF IMMIGRATION: QUARTERLY STATISTICAL MAIN TABLES—Q1 2011  
(JANUARY TO MARCH 2011)**

Table 0.1	Out of country visas to the United Kingdom issued and in country extensions of leave, by employment and study categories, year ending March 2011
Table 1.1	Entry clearance visas to the United Kingdom issued by category, Q1 2005 to Q1 2011
Table 1.2	(a) Passenger arrivals including EEA and Swiss nationals, 2007 to 2010 (b) Passengers given leave to enter the United Kingdom by purpose of journey, excluding EEA and Swiss nationals, 2007 to Q2 2010
Table 2.1	Applications received for asylum in the United Kingdom, excluding dependants, by location of application, and initial decisions, Q1 2007 to Q1 2011
Table 2.2	Principal applicants refused asylum and eligible for the non suspensive appeals process, Q1 2009 to Q1 2011
Table 2.3	Applications received for asylum in selected European and other countries, including dependants, in year of application, 2002 to Q1 2011
Table 2.4	Asylum Appeals received and determined at the Asylum and Immigration Tribunal / First-tier Tribunal of the Immigration and Asylum Chamber, excluding dependants, Q1 2007 to Q1 2011
Table 2.5	Asylum seekers in receipt of subsistence only support, by Local Authority and UK Government Office Region, as at the end of March 2011
Table 2.6	Asylum seekers supported in accommodation, by Local Authority and UK Government Office Region, as at the end of March 2011
Table 3.1	Asylum removals and voluntary departures from the United Kingdom, by type, Q1 2007 to Q1 2011
Table 3.2	Non-asylum removals and voluntary departures from the United Kingdom, by type, Q1 2007 to Q1 2011
Table 3.3	Total removals and voluntary departures from the United Kingdom, by type, Q1 2007 to Q1 2011
Table 3.4	Persons entering detention held solely under Immigration Act powers, by age, sex and place of initial detention, Q1 2011
Table 3.5	Occurrences of persons entering detention in Q1 2011 solely under Immigration Act powers
Table 3.6	Persons entering detention in Q1 2011 by the number of entries to detention they have had since January 2009, solely under Immigration Act powers
Table 3.7	Persons in detention in the United Kingdom solely under Immigration Act powers, by place of detention as at 31 March 2011
Table 3.8	Persons in detention in the United Kingdom solely under Immigration Act powers, by sex as at 31 March 2011
Table 3.9	Persons in detention in the United Kingdom solely under Immigration Act powers, by length of detention as at 31 March 2011
Table 3.10	Families with children in detention in the United Kingdom solely under Immigration Act powers as at 31 March 2011
Table 3.11	Persons leaving detention, who had been held solely under Immigration Act powers, by reason, sex, place of last detention and age, Q1 2011
Table 3.12	Persons leaving detention, who had been held solely under Immigration Act powers, by reason and length of detention, Q1 2011
Table 4.1	Main applicants: Decisions on applications for an extension of leave to remain in the United Kingdom by category, excluding EEA and Swiss nationals, Q1 2007 to Q1 2011
Table 4.1 (cont)	Dependants: Decisions on applications for an extension of leave to remain in the United Kingdom by category, excluding EEA and Swiss nationals, Q1 2007 to Q1 2011
Table 4.2	Main applicants: Grants of an extension of leave to remain in the United Kingdom by category, excluding EEA and Swiss nationals, Q1 2008 to Q1 2011
Table 4.2 (cont)	Dependants: Grants of an extension of leave to remain in the United Kingdom by category, excluding EEA and Swiss nationals, Q1 2008 to Q1 2011
Table 4.3	Grants of settlement by category of grant and refusals, excluding EEA and Swiss nationals, Q1 2007 to Q1 2011
Table 4.4	Country of nationality of approved applicants for the Worker Registration Scheme, by quarter and year of application, Q1 2007 to Q1 2011
Table 4.5	A8 applications for tax-funded, income-related benefits, Great Britain, Q1 2007 to Q1 2011

Table 4.6	Applications from Bulgarian and Romanian nationals for accession worker cards, registration certificates, Sector Based Scheme (SBS) and Seasonal Agricultural Workers Scheme (SAWS), by quarter and year of application, Q1 2007 to Q1 2011
Table 4.7	Applications for British citizenship received and decided in the United Kingdom, Q1 2007 to Q1 2011

## Appendix J

Table 1.1

ENTRY CLEARANCE VISAS<sup>(1)</sup> TO THE UNITED KINGDOM ISSUED BY CATEGORY, Q1 2005 TO Q1 2011<sup>(M)</sup>

Type	Category	Number of Visas issued						
		2005(R)	2006(R)	2007(R)	2008(R)	2009(R)	2010(R)	2011(R)
<b>Total</b>	<b>Total</b>	<b>2,065,425</b>	<b>2,228,270</b>	<b>2,062,655</b>	<b>1,954,655</b>	<b>1,995,445</b>	<b>2,144,880</b>	
Employment	Total	243,465	249,635	205,825	184,710	155,695	160,760	
Study	Total	207,420	234,330	246,195	274,220	341,085	334,765	
Family route	Total	66,325	70,120	64,390	53,545	49,480	53,755	
Dep. joining / acc	Total	28,420	27,560	42,090	41,460	17,480	15,360	
Other	Total	1,519,795	1,646,630	1,504,155	1,400,715	1,431,710	1,580,235	
Employment	Tier1 & pre-PBS equivalent	7,485	8,945	11,550	17,425	18,850	16,005	
Employment	Tier1 & pre-PBS equivalent	3,990	7,965	6,285	8,200	15,000	16,950	
Employment	Tier2 & pre-PBS equivalent	66,215	72,920	65,420	55,835	36,290	39,930	
Employment	Tier2 & pre-PBS equivalent	45,675	49,520	30,095	22,055	26,980	28,275	
Employment	Tier5 & pre-PBS equivalent	64,650	53,260	45,120	41,000	36,320	36,540	
Employment	Tier5 & pre-PBS equivalent	:	:	:	—	755	1,280	
Employment	Non-PBS	27,375	28,010	25,345	24,455	20,295	20,610	
Employment	Non-PBS	180	265	150	75	245	335	
Employment	Other pre-PBS or non-PBS							
Employment	(2)	27,895	28,750	21,860	15,670	955	840	
Study	Tier4 & pre-PBS equivalent	175,575	190,220	193,775	207,780	273,220	253,810	
Study	Tier4 & pre-PBS equivalent	16,010	20,895	19,275	24,200	30,160	31,760	
Employment	Tier1 & pre-PBS equivalent	:	:	:	7,775	13,930	10,130	
Employment	Tier1 & pre-PBS equivalent	:	:	:	45	155	210	
Employment	Tier1 & pre-PBS equivalent	:	:	:	25	120	190	
Employment	Tier1 & pre-PBS equivalent	:	:	:	760	4,245	5,360	
Employment	Tier1 & pre-PBS equivalent	:	:	:	:	:	:	
Employment	Tier1 & pre-PBS equivalent	:	:	:	:	:	:	
Employment	Tier1 & pre-PBS equivalent	:	:	:	—	—	*	
Employment	Tier1 & pre-PBS equivalent	:	:	700	1,470	15	*	
Employment	International Graduates Scheme							
Employment	Other permit free employment—Highly skilled							
Employment	(3)	7,485	8,945	10,850	7,355	395	115	
Employment	Tier1 & pre-PBS equivalent	:	:	:	3,085	10,375	12,820	
Employment	Tier1 & pre-PBS equivalent	:	:	:	95	280	370	
Employment	Tier1 & pre-PBS equivalent	:	:	:	25	180	240	
Employment	Tier1 & pre-PBS equivalent	:	:	:	230	2,480	3,245	

Type	Category	2005(R)	2006(R)	2007(R)	2008(R)	2009(R)	2010(R)
Employment	Tier1—Exceptional Talent	:	:	:	:	:	:
Employment	Tier1—Other	:	:	:	—	5	10
Employment	Other permit free employment—Highly skilled						
Employment	(3)						
Employment	Tier2—General	3,990	7,965	6,285	4,765	1,680	265
Employment	Tier2—Intra Company Transfers	:	:	:	15	8,555	9,915
Employment	Tier2—Intra Company Transfers Short Term	:	:	:	45	22,030	29,175
Employment	Tier2—Intra Company Transfers Long Term	:	:	:	:	:	:
Employment	Tier2—Ministers of Religion	:	:	:	*	370	365
Employment	Tier2—Sportsperson	:	:	:	—	265	230
Employment	Work Permit Holders	65,265	71,355	64,070	54,900	5,025	240
Employment	Ministers of religion/missionary	950	850	795	765	30	5
Employment	Other permit free employment—skilled	—	720	555	110	15	:
Employment	Tier2 Dependant	:	:	:	25	15,500	24,610
Employment	Tier2—Intra Company Transfers Short Term	:	:	:	:	:	:
Employment	Tier2—Intra Company Transfers Long Term	:	:	:	:	:	:
Employment	Work Permit Holders	45,675	49,520	30,095	22,030	11,480	3,665
Employment	Tier5—Charity Workers	:	:	:	5	1,855	2,260
Employment	Tier5—Creative and Sporting	:	:	:	*	5,950	7,760
Employment	Tier5—Government Authorised Exchange	:	:	:	—	1,730	3,235
Employment	Tier5—International Agreement	:	:	:	—	445	455
Employment	Tier5—Religious Workers	:	:	:	—	1,040	1,550
Employment	Tier5—Youth Mobility	:	:	:	—	20,085	20,720
Employment	Private servants in Diplomatic Households	235	325	255	375	*	:
Employment	Religious workers	5	1,525	1,135	965	85	15
Employment	Working holidaymakers	58,425	46,130	39,390	34,460	5,095	550
Employment	Other permit free employment	5,990	5,280	4,345	5,000	40	*
Employment	Tier5 Dependant	:	:	:	—	755	1,280
Employment	Domestic workers in Private Households	16,940	17,900	16,645	16,460	14,885	15,350
Employment	UK Ancestry	10,140	9,740	8,380	7,710	4,890	4,770
Employment	Other permit free employment—Non-PBS	295	365	320	285	520	490
Employment	Domestic workers in Private Households	180	265	150	75	245	335
Employment	Other pre-PBS or non-PBS						
Employment	(2)						
Employment	Tier4 & pre-PBS equivalent	27,895	28,750	21,860	15,670	955	840
Study	Tier4—General student	:	:	:	:	221,785	242,075
Study	Tier4—Child student	:	:	:	:	6,555	8,340
Study	Tier4 & pre-PBS equivalent	174,165	189,600	193,640	207,665	44,875	3,395
Study	Tier4 & pre-PBS equivalent	1,410	620	135	110	5	:
Study	Trainees—doctors & dentists						



Type	Category	2005(R)	2006(R)	2007(R)	2008(R)	2009(R)	2010(R)
Study	Tier4 & pre-PBS equivalent	:	:	:	:	19,505	29,820
Study	Tier4 & pre-PBS equivalent	16,010	20,895	19,275	24,200	10,655	1,940
Study	Non-PBS	15,835	23,215	33,145	42,240	37,705	49,190
Family route	Family	45,485	49,620	48,860	44,500	38,245	38,450
Family route	Family	3,860	3,520	1,870	600	1,315	2,055
Family route	Family	85	95	125	105	65	105
Family route	Family	5,225	5,140	4,140	3,400	4,195	5,595
Family route	Family	7,730	5,275	4,495	3,630	4,210	4,890
Family route	Family	3,935	6,465	4,900	1,310	1,445	2,665
Dep. joining / acc	Dep. joining / accompanying	11,710	11,170	18,450	18,895	6,300	5,080
Dep. joining / acc	Dep. joining / accompanying	16,710	16,390	23,640	22,560	11,125	10,215
Dep. joining / acc	Dep. joining / accompanying	:	:	:	:	5	65
Other	Other temporary visas	24,435	25,870	23,415	18,670	19,370	20,755
Other	Other temporary visas	1,424,415	1,398,495	1,277,755	1,192,220	1,232,115	1,352,910
Other	Other temporary visas	:	152,365	150,875	145,730	133,545	165,940
Other	Other temporary visas	54,710	53,715	40,215	32,515	32,300	28,955
Other	Other temporary visas	6,950	7,110	6,645	7,805	9,365	8,255
Other	Other temporary visas	6,615	6,740	3,310	2,200	2,040	2,075
Other	Other settlement visas	2,670	2,330	1,940	1,575	2,965	1,350
	Tier4—General student						
	Students						
	Student Visitors (4)						
	Family route: Partner						
	Family route: Partner (for settlement)						
	Family route: Child						
	Family route: Child (for settlement)						
	Family route: Other						
	Family route: Other (for settlement)						
	Joining / accompanying: Partner (5)						
	Joining / accompanying: Child (5)						
	Joining / accompanying: Other (6)						
	EEA family permits						
	Visitors						
	Visitors						
	Transit						
	Other temporary						
	Certificate of entitlement to right of abode						
	Other settlement (indefinite leave)						







Type	Category	Q1 2005(R)	Q2 2005(R)	Q3 2005(R)	Q4 2005(R)	Q1 2006(R)	Q2 2006(R)	Q3 2006(R)	Q4 2006(R)
Employment	Tier 5 Dependant	:	:	:	:	:	:	:	:
Employment	Dependant								
Employment	Tier 5 & pre-PBS equivalent Non-PBS	2,280	8,375	3,855	2,425	2,395	8,150	4,845	2,510
Employment	Main applicant								
Employment	Non-PBS	2,815	2,830	2,155	2,350	2,945	2,745	2,070	1,985
Employment	Main applicant								
Employment	Non-PBS	75	85	70	65	100	95	95	75
Employment	Other permit free employment—Non-PBS								
Employment	Domestic workers in Private Households	20	60	40	55	65	90	75	40
Employment	Other permit free employment not allocated (2)								
Employment	Tier 4—General student	6,150	13,080	5,380	3,285	8,815	11,835	5,330	2,770
Study	Tier 4 & pre-PBS equivalent	:	:	:	:	:	:	:	:
Study	Main applicant								
Study	Tier 4 & pre-PBS equivalent	:	:	:	:	:	:	:	:
Study	Main applicant								
Study	Tier 4 & pre-PBS equivalent	22,830	37,330	90,520	23,485	25,805	36,510	101,205	26,075
Study	Main applicant								
Study	Tier 4 & pre-PBS equivalent	280	325	535	275	430	70	100	20
Study	Main applicant								
Study	Dependant	:	:	:	:	:	:	:	:
Study	Tier 4—General student								
Study	Students								
Study	Students	3,225	3,165	5,900	3,715	4,005	3,990	7,980	4,920
Study	Student Visitors (4)								
Family route	Main applicant	2,685	6,255	5,445	1,445	2,915	12,640	5,785	1,880
Family route	All	10,955	11,935	11,660	10,930	11,725	12,590	13,150	12,160
Family route	Family route: Partner								
Family route	Family route: Partner (for settlement)	1,015	1,110	945	790	815	910	950	845
Family route	All	20	15	20	30	15	15	30	30
Family route	Family route: Child								
Family route	Family route: Child (for settlement)	1,395	1,530	1,290	1,010	1,190	1,205	1,535	1,215
Family route	All	2,210	2,305	1,645	1,570	1,435	1,165	1,340	1,340
Family route	Family route: Other								
Family route	Family route: Other (for settlement)	345	1,000	1,400	1,190	935	1,110	2,165	2,255

Type	Category	Q1 2005(R)	Q2 2005(R)	Q3 2005(R)	Q4 2005(R)	Q1 2006(R)	Q2 2006(R)	Q3 2006(R)	Q4 2006(R)
Dep. joining / acc	Dep. joining / accompanying	2,995	3,395	2,915	2,400	2,655	3,195	3,115	2,210
Dep. joining / acc	Dep. joining / accompanying	3,855	4,990	4,480	3,390	3,235	4,740	4,900	3,515
Dep. joining / acc	Dep. joining / accompanying	:	:	:	:	:	:	:	:
Other	Other temporary visas	5,335	6,355	6,835	5,915	5,635	6,680	7,440	6,115
Other	Other temporary visas	296,415	491,750	357,920	278,330	288,900	437,600	385,645	286,350
Other	Other temporary visas	:	:	:	:	14,295	69,055	47,550	21,465
Other	Other temporary visas	11,235	15,190	14,395	13,890	10,540	16,675	14,125	12,375
Other	Other temporary visas	1,290	1,635	1,825	2,200	1,730	2,115	1,895	1,375
Other	Other settlement visas	1,610	1,845	1,785	1,375	1,675	1,905	1,825	1,335
Other	Other settlement visas	665	765	720	525	565	435	705	630

Table 1.1 (continued)

Type	Category	Q1 2007(R)	Q2 2007(R)	Q3 2007(R)	Q4 2007(R)	Q1 2008(R)	Q2 2008(R)	Q3 2008(R)	Q4 2008(R)
<b>Total</b>	<b>Total</b>	<b>446,250</b>	<b>628,925</b>	<b>608,225</b>	<b>379,255</b>	<b>395,020</b>	<b>605,210</b>	<b>590,455</b>	<b>363,970</b>
Employment	Total	60,345	58,055	49,535	37,895	44,125	50,700	48,440	41,450
Study	Total	34,795	53,600	122,490	35,310	39,930	52,680	139,220	42,385
Family route	Total	18,890	15,045	16,705	13,745	14,305	13,410	14,060	11,770
Dep. joining / acc	Total	7,880	11,590	12,280	10,340	11,780	12,330	10,905	6,450
Other	Total	324,335	490,635	407,220	281,965	284,880	476,095	377,830	261,910
Employment	Tier1 & pre-PBS applicant	2,365	2,575	3,050	3,565	4,710	3,595	3,230	5,895

Type	Category	Q1 2007(R)	Q2 2007(R)	Q3 2007(R)	Q4 2007(R)	Q1 2008(R)	Q2 2008(R)	Q3 2008(R)	Q4 2008(R)
Employment	Tier1 & pre-PBS equivalent	1,770	1,160	1,610	1,740	1,880	1,590	1,740	2,985
Employment	Tier2 & pre-PBS equivalent	18,615	17,025	17,250	12,525	13,465	14,165	16,090	12,120
Employment	Tier2 & pre-PBS equivalent	10,760	7,195	7,135	5,005	5,175	4,990	5,845	6,050
Employment	Tier5 & pre-PBS equivalent	15,175	12,295	9,155	8,500	10,915	11,220	10,445	8,415
Employment	Tier5 & pre-PBS equivalent	:	:	:	:	:	:	:	—
Employment	Non-PBS	5,470	10,065	5,905	3,900	4,595	10,085	5,915	3,850
Employment	Other pre-PBS or non-PBS (2)	65	45	20	20	10	35	15	20
Study	Tier4 & pre-PBS equivalent	6,125	7,690	5,405	2,635	3,380	5,020	5,160	2,115
Study	Tier4 & pre-PBS equivalent	27,780	34,575	104,665	26,760	29,240	31,320	115,365	31,855
Employment	Tier1 & pre-PBS equivalent	3,850	3,580	7,780	4,065	4,740	4,880	9,720	4,860
Employment	Tier1 & pre-PBS equivalent	:	:	:	:	:	265	2,365	5,145
Employment	Tier1 & pre-PBS equivalent	:	:	:	:	:	:	20	25
Employment	Tier1 & pre-PBS equivalent	:	:	:	:	:	:	5	20
Employment	Tier1 & pre-PBS equivalent	:	:	:	:	:	:	240	515
Employment	Tier1 & pre-PBS equivalent	:	:	:	:	:	:	:	:
Employment	Tier1 & pre-PBS equivalent	:	:	:	:	:	:	:	—
Employment	Tier1 & pre-PBS equivalent	:	:	245	455	875	540	50	5
Employment	Tier1 & pre-PBS equivalent	2,365	2,575	2,805	3,105	3,835	2,790	545	180
Employment	Tier1 & pre-PBS equivalent	:	:	:	:	:	165	930	1,995







Type	Category	Q1 2007(R)	Q2 2007(R)	Q3 2007(R)	Q4 2007(R)	Q1 2008(R)	Q2 2008(R)	Q3 2008(R)	Q4 2008(R)
Study	Tier4 & pre-PBS equivalent	:	:	:	:	:	:	:	:
Study	Tier4 & pre-PBS equivalent	27,765	34,550	104,570	26,755	29,240	31,295	115,280	31,850
Study	Tier4 & pre-PBS equivalent	10	25	95	*	*	20	85	5
Study	Tier4 & pre-PBS equivalent	:	:	:	:	:	:	:	:
Study	Tier4 & pre-PBS equivalent	3,850	3,580	7,780	4,065	4,740	4,880	9,720	4,860
Study	Non-PBS	3,165	15,445	10,045	4,485	5,950	16,480	14,135	5,675
Family route	Family	13,530	10,985	13,300	11,045	12,000	11,250	11,700	9,550
Family route	Family	910	540	245	175	125	170	150	150
Family route	Family	25	45	30	25	20	25	35	20
Family route	Family	1,235	1,040	1,015	845	855	840	905	805
Family route	Family	1,110	1,085	1,275	1,030	940	775	920	995
Family route	Family	2,085	1,355	840	625	360	345	345	255
Dep. joining / acc	Dep. joining / accompanying	3,235	5,160	5,260	4,795	5,550	5,680	4,775	2,890
Dep. joining / acc	Dep. joining / accompanying	4,645	6,430	7,020	5,545	6,230	6,650	6,125	3,555
Dep. joining / acc	Dep. joining / accompanying	:	:	:	:	:	:	:	5
Other	Other temporary visas	5,415	6,735	5,820	5,445	4,235	5,255	5,145	4,035
Other	Other temporary visas	280,945	402,985	346,260	247,570	249,650	389,870	321,675	231,020
Other	Other temporary visas	25,410	65,400	42,250	17,810	22,435	67,245	39,095	16,955
Other	Other temporary visas	9,330	12,280	9,955	8,650	5,940	10,210	8,715	7,650
Other	Other temporary visas	1,330	1,940	1,730	1,645	1,580	2,475	2,230	1,520
Other	Other settlement visas	1,070	910	775	555	580	705	560	355
Other	Other settlement visas	835	385	430	285	455	340	405	375

Table 1.1 (continued)

Type	Category	Number of Visas issued								
		Q1 2009(R)	Q2 2009(R)	Q3 2009(R)	Q4 2009(R)	Q1 2010(R)	Q2 2010(R)	Q3 2010(R)	Q4 2010(R)	Q1 2011(R)
<b>Total</b>	<b>Total</b>	<b>386,595</b>	<b>576,250</b>	<b>609,515</b>	<b>423,085</b>	<b>407,280</b>	<b>636,920</b>	<b>669,915</b>	<b>430,760</b>	<b>464,750</b>
Employment	Total	41,485	44,385	36,945	32,880	38,790	46,015	43,355	32,600	39,845
Study	Total	43,535	42,735	178,255	76,560	54,535	52,715	171,585	55,930	66,020
Family route	Total	13,000	10,625	11,485	14,370	12,975	12,590	13,730	14,460	12,065
Dep. joining / acc	Total	4,785	4,870	3,920	3,910	3,310	4,275	3,960	3,820	3,655
Other	Total	283,790	473,635	378,910	295,370	297,675	521,325	437,290	322,950	343,170
Employment	Tier1 & pre-PBS equivalent	7,905	4,950	2,990	3,010	3,280	4,180	5,020	3,525	4,245
Employment	Tier1 & pre-PBS equivalent	3,965	4,065	3,230	3,740	3,440	4,540	4,880	4,090	4,010
Employment	Tier2 & pre-PBS equivalent	9,330	8,690	9,575	8,690	10,220	10,305	11,450	7,955	8,985
Employment	Tier2 & pre-PBS equivalent	6,480	6,975	7,245	6,280	6,795	7,040	8,010	6,425	6,665
Employment	Tier5 & pre-PBS equivalent	9,420	10,445	9,335	7,115	10,680	10,345	9,085	6,430	11,320
Employment	Tier5 & pre-PBS equivalent	60	140	300	260	280	315	370	315	285
Employment	Non-PBS	3,975	8,805	3,970	3,545	3,905	8,865	4,255	3,585	4,100
Employment	Non-PBS	45	60	80	60	45	120	95	75	75
Employment	Other pre-PBS or non- PBS (2)	305	245	225	180	145	305	195	195	160
Study	Tier4 & pre-PBS equivalent	32,305	24,605	154,715	61,600	41,000	30,295	142,975	39,545	49,275
Study	Tier4 & pre-PBS equivalent	5,315	3,860	11,585	9,400	6,570	5,045	12,145	8,000	7,870
Employment	Tier1 & pre-PBS equivalent	6,675	3,725	1,785	1,745	1,845	2,840	3,500	1,945	1,830
Employment	Tier1 & pre-PBS equivalent	30	30	55	35	50	40	60	60	45
Employment	Tier1 & pre-PBS equivalent	20	25	40	35	40	55	55	40	95

Type	Category	Q1 2009(R)	Q2 2009(R)	Q3 2009(R)	Q4 2009(R)	Q1 2010(R)	Q2 2010(R)	Q3 2010(R)	Q4 2010(R)	Q1 2011(R)
Employment	Tier1 & pre-PBS equivalent	1,065	1,015	1,050	1,115	1,295	1,215	1,385	1,465	2,255
Employment	Tier1 & pre-PBS equivalent	:	:	:	:	:	:	:	:	:
Employment	Tier1 & pre-PBS equivalent	—	—	—	—	—	*	—	—	—
Employment	Tier1 & pre-PBS equivalent	5	5	5	—	—	*	:	:	:
Employment	Tier1 & pre-PBS equivalent	110	150	55	80	55	25	20	15	20
Employment	Tier1 & pre-PBS equivalent	2,915	2,750	2,160	2,550	2,440	3,465	3,805	3,115	3,055
Employment	Tier1 & pre-PBS equivalent	65	55	100	65	70	80	110	110	75
Employment	Tier1 & pre-PBS equivalent	20	60	60	45	35	55	90	60	95
Employment	Tier1 & pre-PBS equivalent	465	625	530	860	765	865	835	780	760
Employment	Tier1 & pre-PBS equivalent	:	:	:	:	:	:	:	:	:
Employment	Tier1 & pre-PBS equivalent	—	5	*	—	5	*	*	—	*
Employment	Tier1 & pre-PBS equivalent	505	575	380	220	125	70	40	30	30
Employment	Tier2 & pre-PBS equivalent	905	2,195	2,940	2,515	2,630	2,930	3,140	1,215	1,445
Employment	Tier2 & pre-PBS equivalent	4,355	5,660	6,090	5,920	7,380	7,165	8,045	6,585	7,375
Employment	Tier2 & pre-PBS equivalent	:	:	:	:	:	:	:	:	:
Employment	Tier2 & pre-PBS equivalent	:	:	:	:	:	:	:	:	:
Employment	Tier2 & pre-PBS equivalent	90	80	120	80	70	90	105	100	90
Employment	Tier2 & pre-PBS equivalent	45	45	130	50	45	45	110	30	55

Type	Category	Q1 2009(R)	Q2 2009(R)	Q3 2009(R)	Q4 2009(R)	Q1 2010(R)	Q2 2010(R)	Q3 2010(R)	Q4 2010(R)	Q1 2011(R)
Employment	Tier2 & pre-PBS equivalent	3,905	700	295	125	95	70	50	25	15
Employment	Tier2 & pre-PBS equivalent	15	10	5	*	—	5	:	:	:
Employment	Tier2 & pre-PBS equivalent	10	5	:	:	:	:	:	:	:
Employment	Tier2 & pre-PBS equivalent	2,035	3,885	4,975	4,605	5,350	6,270	7,220	5,770	6,120
Employment	Tier2 & pre-PBS equivalent	:	:	:	:	:	:	:	:	:
Employment	Tier2 & pre-PBS equivalent	:	:	:	:	:	:	:	:	:
Employment	Tier2 & pre-PBS equivalent	4,445	3,090	2,270	1,675	1,450	770	790	655	545
Employment	Tier5 & pre-PBS equivalent	280	360	730	480	450	555	705	550	445
Employment	Tier5 & pre-PBS equivalent	780	1,890	2,080	1,205	1,840	2,330	2,210	1,380	2,620
Employment	Tier5 & pre-PBS equivalent	100	350	920	365	510	1,070	1,180	475	615
Employment	Tier5 & pre-PBS equivalent	50	115	180	100	125	115	130	85	100
Employment	Tier5 & pre-PBS equivalent	50	260	470	260	295	445	525	280	320
Employment	Tier5 & pre-PBS equivalent	6,755	5,905	3,780	3,645	7,135	5,680	4,270	3,635	7,205
Employment	Tier5 & pre-PBS equivalent	—	—	*	:	:	:	:	:	:
Employment	Tier5 & pre-PBS equivalent	25	40	10	10	5	10	5	:	:
Employment	Tier5 & pre-PBS equivalent	1,355	1,520	1,170	1,050	320	145	60	25	10
Employment	Tier5 & pre-PBS equivalent	25	5	5	*	*	:	:	:	:
Employment	Tier5 & pre-PBS equivalent	60	140	300	260	280	315	370	315	285

Type	Category	Q1 2009(R)	Q2 2009(R)	Q3 2009(R)	Q4 2009(R)	Q1 2010(R)	Q2 2010(R)	Q3 2010(R)	Q4 2010(R)	Q1 2011(R)
Employment	Non-PBS	2,500	7,295	2,680	2,410	2,350	7,460	3,040	2,505	2,665
Employment	Non-PBS	1,395	1,395	1,075	1,020	1,445	1,260	1,080	985	1,295
Employment	Non-PBS	80	115	210	115	110	145	135	95	140
Employment	Non-PBS	45	60	80	60	45	120	95	75	75
Employment	Other pre-PBS or non-PBS (2)	305	245	225	180	145	305	195	195	160
Study	Tier4 & pre-PBS equivalent	5	17,460	145,835	58,480	39,065	28,180	136,415	38,415	47,585
Study	Tier4 & pre-PBS equivalent	—	515	5,325	715	460	1,110	5,830	940	670
Study	Tier4 & pre-PBS equivalent	32,295	6,630	3,550	2,400	1,470	1,000	735	190	1,020
Study	Tier4 & pre-PBS equivalent	5	*	*	:	:	:	:	:	:
Study	Tier4 & pre-PBS equivalent	—	1,645	9,790	8,070	5,805	4,570	11,700	7,750	7,730
Study	Tier4 & pre-PBS equivalent	5,315	2,215	1,795	1,330	765	475	445	250	140
Family route	Family	5,915	14,275	11,955	5,560	6,965	17,375	16,465	8,385	8,875
Family route	Family	10,895	8,365	8,220	10,765	9,080	8,945	9,580	10,845	8,595
Family route	Family	110	145	480	585	675	495	530	355	310
Family route	Family	15	15	15	15	25	30	30	25	20
Family route	Family	800	820	1,250	1,325	1,250	1,445	1,580	1,320	1,340
Family route	Family	945	1,025	1,200	1,035	1,090	1,075	1,365	1,355	1,325
Family route	Family	230	255	315	640	855	600	645	565	475
Dep. joining / acc	Dep. joining / accompanying	1,900	1,840	1,380	1,180	1,185	1,460	1,325	1,115	1,050
Dep. joining / acc	Dep. joining / accompanying	2,885	3,015	2,510	2,715	2,115	2,800	2,615	2,685	2,580
Dep. joining / acc	Dep. joining / accompanying	5	15	25	10	10	15	20	20	25
Other	Other temporary visas	4,355	4,740	5,205	5,070	4,515	5,110	5,975	5,150	4,675

Type	Category	Q1		Q2		Q3		Q4		Q1		Q2		Q3		Q4		Q1		
		2009(R)	2009(R)	2009(R)	2009(R)	2009(R)	2009(R)	2009(R)	2009(R)	2009(R)	2010(R)	2010(R)	2010(R)	2010(R)	2010(R)	2010(R)	2010(R)	2010(R)	2011(R)	2011(R)
Other	Other temporary visas	247,495	396,530	326,705	261,390	260,130	433,445	373,350	285,980	299,395	22,135	58,920	33,845	18,645	24,945	70,910	46,415	23,670	30,950	6,495
	Main applicant																			
	Dependant																			
Other	Other temporary visas	6,495	9,935	8,735	7,140	5,165	9,040	8,145	6,605	4,955	2,405	2,385	2,470	2,105	2,110	2,040	2,285	1,820	2,280	
	All																			
Other	Other temporary visas																			
	All																			
Other	Other settlement visas	355	465	625	575	375	510	615	390	585	375	440	505	1,375	645	3000	505	335	325	
	Main applicant																			
	A..																			
Other	Other settlement visas																			
	A..																			

(1) Figures rounded to the nearest 5 (—= 0, \* = 1 or 2) and may not sum to the totals shown because of independent rounding.

(2) Entry clearance visas in pre-PBS equivalents or non-PBS categories where the endorsement can not be fully assigned to being equivalent to a particular Tier or non-PBS category.

(3) Includes Highly Skilled Migrant Programme (HSMP).

(4) The Student visitor category provides for persons who wish to come to the UK as a visitor and undertake a short period of study that will be completed within the period of their leave (maximum six months). A fuller definition is available in the glossary. Includes those applying on the "Short-term student" endorsement.

(5) Dependents joining or accompanying other migrants. Control of Immigration: Quarterly statistical summary Q42010 showed these within the Family route or "Other permit free employment not allocated".

(6) Dependents joining or accompanying other migrants. Control of Immigration: Quarterly statistical summary Q42010 showed these within "Other permit free employment not allocated".

(M) Management information.

(R) Revised figures.

: Not applicable

## Appendix L

## 21. LOSSES AND SPECIAL PAYMENTS (CTD)

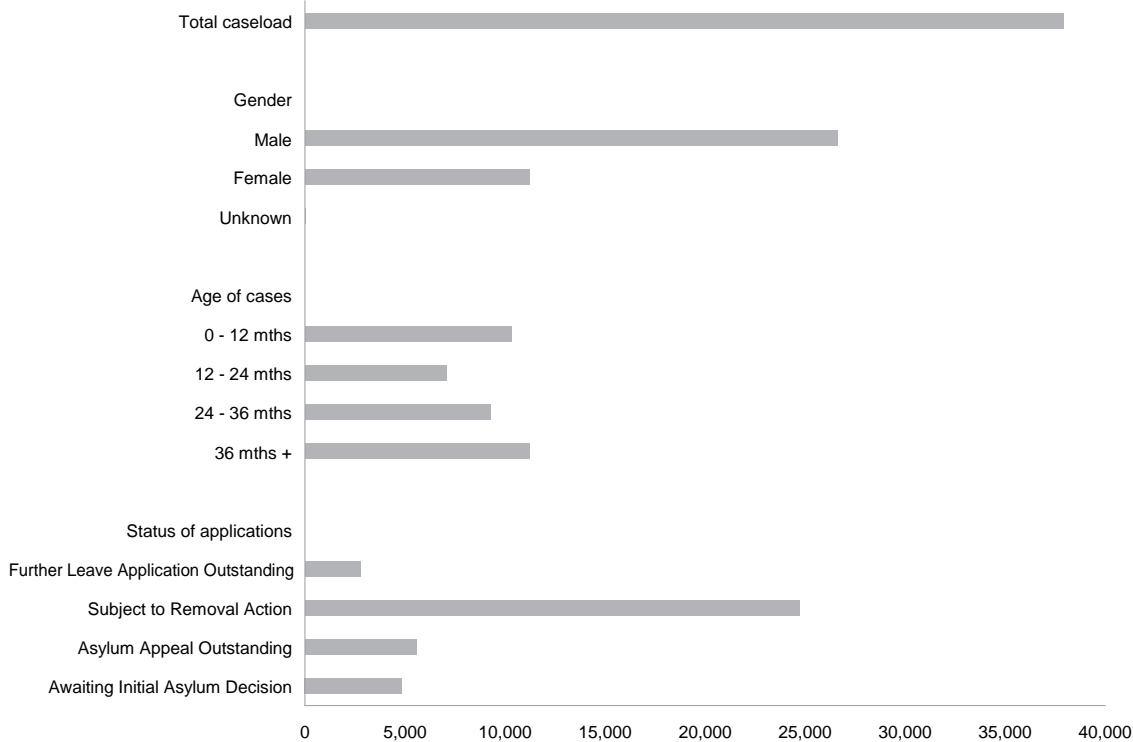
<i>(d) Special Payments</i>	<i>2010–11</i>	<i>2009–10</i>
<i>Details of cases over £250,000</i>	<i>£000</i>	<i>£000</i>
Compensation and adverse legal costs incurred due to unlawful detention of a family. Total costs amount to £293k paid over a two year period. (Compensation £110k, Adverse Costs £183k).	60	233
Compensation and adverse legal costs incurred due to unlawful removal and detention of a family. Total costs amount to £261k paid over a two year period. (Compensation £196k, Adverse Costs £65k).	31	230
Compensation and adverse legal costs incurred due to unlawful detention of a family. Total costs amount to £250k paid over a two year period. (Compensation £100k, Adverse Costs £158k).	158	100
Compensation and adverse legal costs incurred due to unlawful detention and personal injury of an asylum seeker while in custody. (Compensation £175K, Adverse Costs £100K)	275	0
Adverse legal costs incurred defending asylum policy in relation to sexual orientation of claimants	334	0
Ex-gratia payment made to a member of staff in relation to a personal injury claim	265	0
Compensation and adverse legal costs paid to a member of the public incurred due to a crime committed by a person residing in the UK unlawfully. Total costs of the case £295k paid over two years from 2008–2010. £75k of costs met by the Metropolitan Police. (Compensation £175k, Adverse Costs £100k)	0	120
Compensation and adverse costs to a member of the public who was unlawfully detained. (Compensation £200k, Adverse Costs £152k, Interest £2k).	0	354
Adverse legal costs incurred due to the agency defending its policy on European Convention Human Rights compatibility requirement for non-EEA nationals to obtain a Certificate of Approval for marriage in the UK.	0	696
Payments made to minors who were detained as adults (40 cases)	0	2,105
Other cases		
Compensation payments—152 cases (2009–10: 837 cases)	4,055	4,446
Adverse legal costs—1,004 cases (2009–10: 691 cases)	7,734	3,779
Ex-gratia payments—479 cases (2009–10: 129 cases)	1,239	250
Other—6 cases (2009–10: 0 cases)	64	0
<b>Total: 1,644 cases (2009–10: 1,703 cases)</b>	<b>14,215</b>	<b>12,313</b>

*Note:* Some of the disclosure items above have been restated as they were disclosed incorrectly in 2009–10.

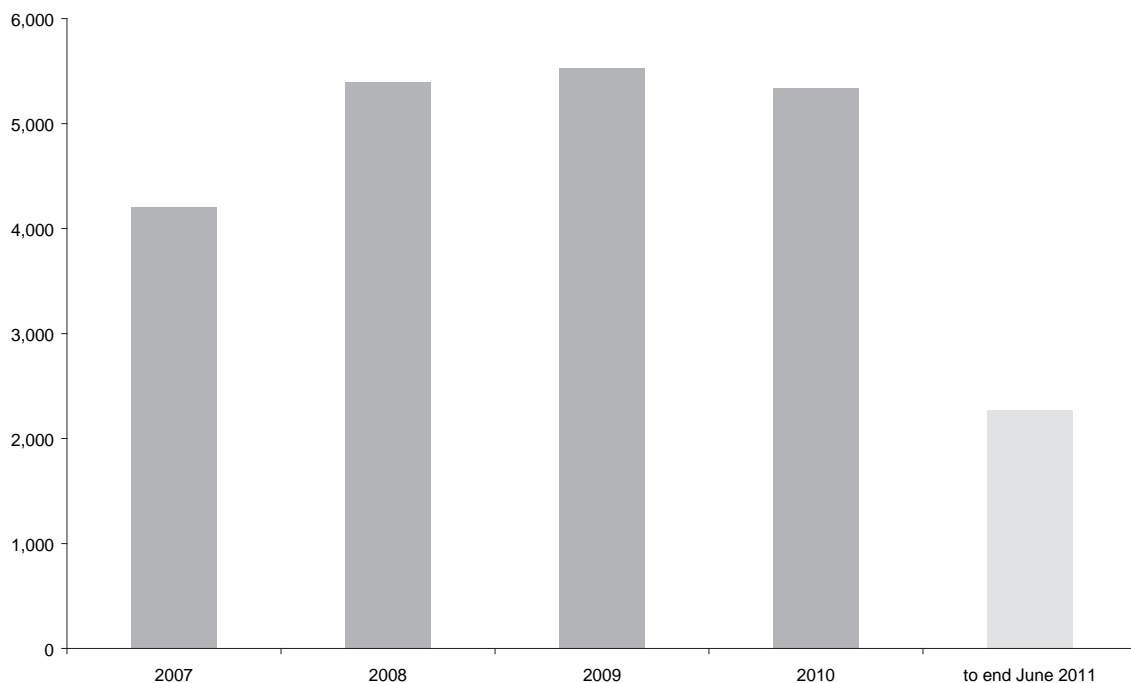


STATISTICS FROM HOUSE OF COMMONS LIBRARY

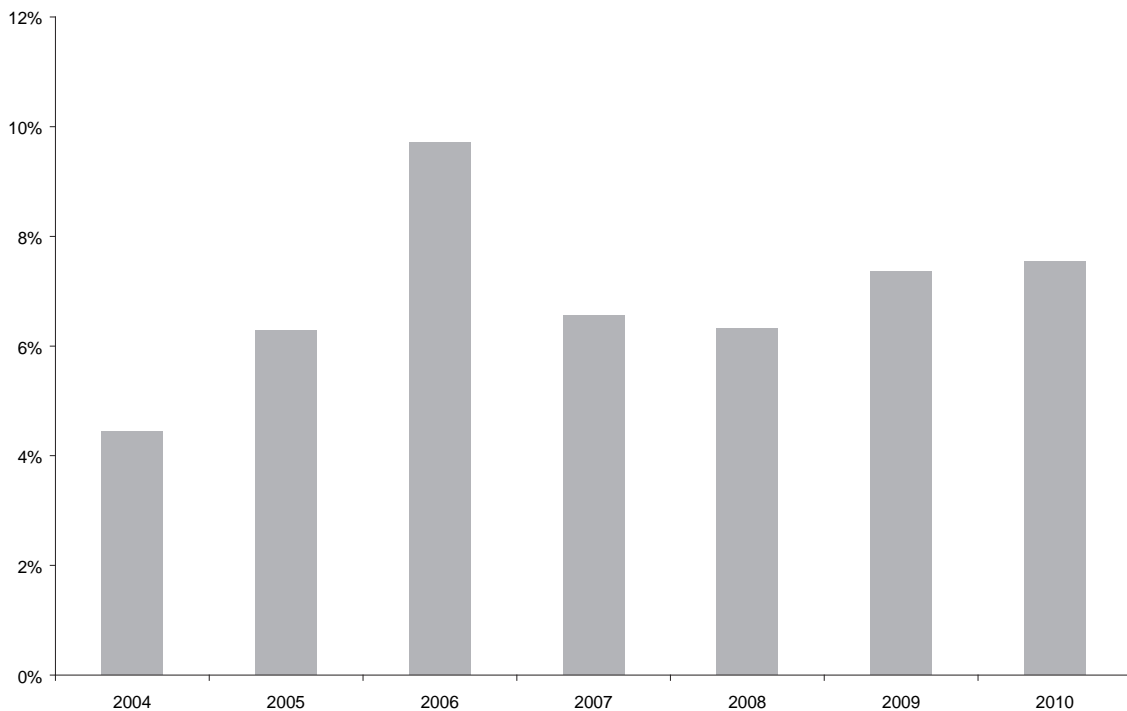
**Asylum Work in Progress Caseload (WIP) as at end June 2011**



**Foreign national prisoners removed/deported by calendar year**



### Assisted Voluntary Returns as % of total removals and voluntary departures



## LONG-TERM IMMIGRATION TO THE UNITED KINGDOM BY NATIONALITY, 1991–2009

	<i>Thousands</i>				<i>%</i>			
	<i>British</i>	<i>EU</i>	<i>Non-EU</i>	<i>Total</i>	<i>British</i>	<i>EU</i>	<i>Non-EU</i>	<i>Total</i>
1991	110	53	167	<b>330</b>	33.3%	16.1%	50.6%	<b>100.0%</b>
1992	93	44	131	<b>268</b>	34.7%	16.4%	48.9%	<b>100.0%</b>
1993	86	44	135	<b>265</b>	32.5%	16.6%	50.9%	<b>100.0%</b>
1994	109	50	156	<b>315</b>	34.6%	15.9%	49.5%	<b>100.0%</b>
1995	84	61	167	<b>312</b>	26.9%	19.6%	53.5%	<b>100.0%</b>
1996	94	72	152	<b>318</b>	29.6%	22.6%	47.8%	<b>100.0%</b>
1997	90	71	166	<b>327</b>	27.5%	21.7%	50.8%	<b>100.0%</b>
1998	104	82	206	<b>392</b>	26.5%	20.9%	52.6%	<b>100.0%</b>
1999	115	66	273	<b>454</b>	25.3%	14.5%	60.1%	<b>100.0%</b>
2000	99	63	316	<b>478</b>	20.7%	13.2%	66.1%	<b>100.0%</b>
2001	110	58	313	<b>481</b>	22.9%	12.1%	65.1%	<b>100.0%</b>
2002	98	61	356	<b>515</b>	19.0%	11.8%	69.1%	<b>100.0%</b>
2003	100	66	344	<b>510</b>	19.6%	12.9%	67.5%	<b>100.0%</b>
2004	89	130	369	<b>588</b>	15.1%	22.1%	62.8%	<b>100.0%</b>
2005	98	152	316	<b>566</b>	17.3%	26.9%	55.8%	<b>100.0%</b>
2006	83	170	344	<b>597</b>	13.9%	28.5%	57.6%	<b>100.0%</b>
2007	74	195	305	<b>574</b>	12.9%	34.0%	53.1%	<b>100.0%</b>
2008	85	198	307	<b>590</b>	14.4%	33.6%	52.0%	<b>100.0%</b>
2009	96	167	303	<b>566</b>	17.0%	29.5%	53.5%	<b>100.0%</b>

*Notes*

1. A long-term migrant is someone who changes his or her country of usual residence for a period of at least a year, so that the country of destination effectively becomes the country of usual residence.

2. European Union estimates are for the EU15 (Austria, Belgium, Denmark, Finland, France, Germany, Greece, the Irish Republic, Italy, Luxembourg, Netherlands, Portugal, Spain and Sweden) from 1991–2003, EU25 (EU15 and A8 groupings plus Malta and Cyprus) from 2004–06, and for the EU27 (EU25 plus Bulgaria and Romania) from 2007. Estimates are also shown separately for the EU15 and the A8 (Czech Republic, Estonia, Hungary, Latvia, Lithuania, Poland, Slovakia and Slovenia).

3. The 2001–07 estimates were revised in February 2010 following changes to source data. Therefore they may not agree with estimates published prior to this date.

4. Figures are rounded to the nearest thousand and the totals are summed from the individual columns in order to calculate percentages. For this reason, the totals here may differ slightly from the official headline estimates, which are independently rounded.

*Source*

ONS Long-Term International Migration, 2 series (calendar year), Table 2.01

## LONG-TERM EMIGRATION FROM THE UNITED KINGDOM BY NATIONALITY, 1991–2009

	<i>Thousands</i>				<i>%</i>			
	<i>British</i>	<i>EU</i>	<i>Non-EU</i>	<i>Total</i>	<i>British</i>	<i>EU</i>	<i>Non-EU</i>	<i>Total</i>
1991	154	53	78	<b>285</b>	54.0%	18.6%	27.4%	<b>100.0%</b>
1992	155	38	88	<b>281</b>	55.2%	13.5%	31.3%	<b>100.0%</b>
1993	149	40	77	<b>266</b>	56.0%	15.0%	28.9%	<b>100.0%</b>
1994	125	42	71	<b>238</b>	52.5%	17.6%	29.8%	<b>100.0%</b>
1995	135	38	64	<b>237</b>	57.0%	16.0%	27.0%	<b>100.0%</b>
1996	156	44	63	<b>263</b>	59.3%	16.7%	24.0%	<b>100.0%</b>
1997	149	53	77	<b>279</b>	53.4%	19.0%	27.6%	<b>100.0%</b>
1998	126	49	77	<b>252</b>	50.0%	19.4%	30.6%	<b>100.0%</b>
1999	139	59	93	<b>291</b>	47.8%	20.3%	32.0%	<b>100.0%</b>
2000	161	57	102	<b>320</b>	50.3%	17.8%	31.9%	<b>100.0%</b>
2001	159	51	100	<b>310</b>	51.3%	16.5%	32.3%	<b>100.0%</b>
2002	186	54	122	<b>362</b>	51.4%	14.9%	33.7%	<b>100.0%</b>
2003	191	51	121	<b>363</b>	52.6%	14.0%	33.3%	<b>100.0%</b>
2004	196	43	104	<b>343</b>	57.1%	12.5%	30.3%	<b>100.0%</b>
2005	186	56	119	<b>361</b>	51.5%	15.5%	33.0%	<b>100.0%</b>
2006	207	66	126	<b>399</b>	51.9%	16.5%	31.6%	<b>100.0%</b>

	<i>British</i>	<i>Thousands</i>			<i>British</i>	<i>%</i>			<i>Total</i>
		<i>EU</i>	<i>Non-EU</i>	<i>Total</i>		<i>EU</i>	<i>Non-EU</i>	<i>Total</i>	
2007	171	69	100	<b>340</b>	50.3%	20.3%	29.4%	<b>100.0%</b>	
2008	173	134	121	<b>428</b>	40.4%	31.3%	28.3%	<b>100.0%</b>	
2009	140	109	119	<b>368</b>	38.0%	29.6%	32.3%	<b>100.0%</b>	

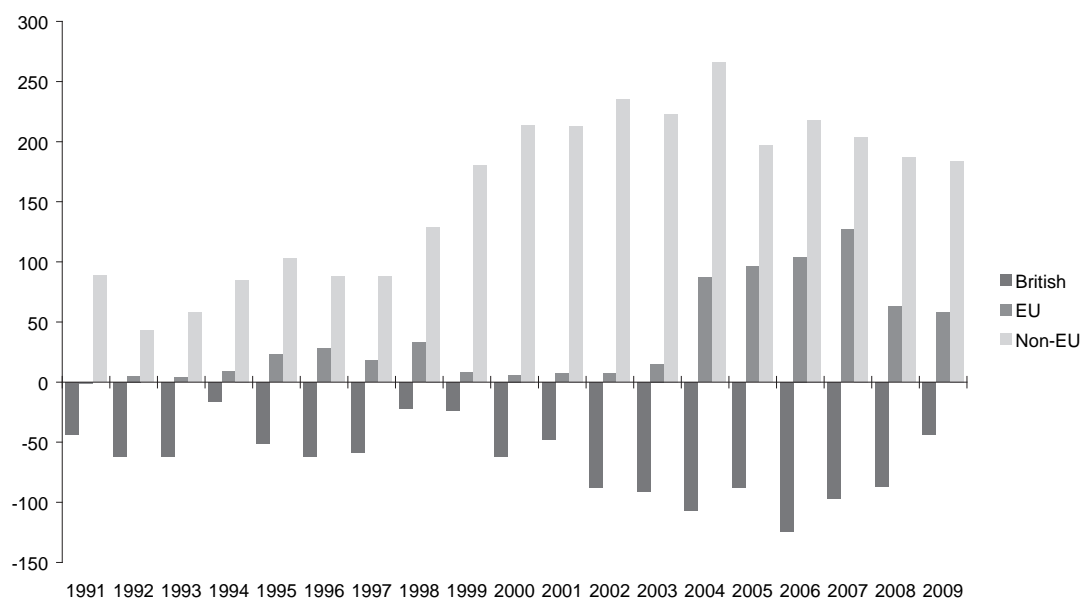
#### Notes

1. A long-term migrant is someone who changes his or her country of usual residence for a period of at least a year, so that the country of destination effectively becomes the country of usual residence.
2. European Union estimates are for the EU15 (Austria, Belgium, Denmark, Finland, France, Germany, Greece, the Irish Republic, Italy, Luxembourg, Netherlands, Portugal, Spain and Sweden) from 1991–2003, EU25 (EU15 and A8 groupings plus Malta and Cyprus) from 2004–06, and for the EU27 (EU25 plus Bulgaria and Romania) from 2007. Estimates are also shown separately for the EU15 and the A8 (Czech Republic, Estonia, Hungary, Latvia, Lithuania, Poland, Slovakia and Slovenia).
3. The 2001–07 estimates were revised in February 2010 following changes to source data. Therefore they may not agree with estimates published prior to this date.
4. Figures are rounded to the nearest thousand and the totals are summed from the individual columns in order to calculate percentages. For this reason, the totals here may differ slightly from the official headline estimates, which are independently rounded.

#### Source

ONS Long-Term International Migration, 2 series (calendar year), Table 2.01

Long-term net migration to the United Kingdom by nationality, 1991-2009



LONG-TERM NET MIGRATION TO THE UNITED KINGDOM BY NATIONALITY, 1991–2009

	<i>British</i>	<i>Thousands</i>			<i>Total</i>
		<i>EU</i>	<i>Non-EU</i>	<i>Total</i>	
1991	-44	-1	89	<b>44</b>	
1992	-62	5	43	<b>-14</b>	
1993	-62	4	58	<b>0</b>	
1994	-16	9	85	<b>78</b>	
1995	-51	23	103	<b>75</b>	
1996	-62	28	88	<b>54</b>	
1997	-59	18	88	<b>47</b>	
1998	-22	33	129	<b>140</b>	
1999	-24	8	180	<b>164</b>	
2000	-62	6	214	<b>158</b>	
2001	-48	7	213	<b>172</b>	
2002	-88	7	235	<b>154</b>	
2003	-91	15	223	<b>147</b>	
2004	-107	87	266	<b>246</b>	
2005	-88	96	197	<b>205</b>	

	<i>British</i>	<i>Thousands EU</i>	<i>Non-EU</i>	<i>Total</i>
2006	-124	104	218	<b>198</b>
2007	-97	127	204	<b>234</b>
2008	-87	63	187	<b>163</b>
2009	-44	58	184	<b>198</b>

#### *Notes*

1. A long-term migrant is someone who changes his or her country of usual residence for a period of at least a year, so that the country of destination effectively becomes the country of usual residence.
2. European Union estimates are for the EU15 (Austria, Belgium, Denmark, Finland, France, Germany, Greece, the Irish Republic, Italy, Luxembourg, Netherlands, Portugal, Spain and Sweden) from 1991–2003, EU25 (EU15 and A8 groupings plus Malta and Cyprus) from 2004–06, and for the EU27 (EU25 plus Bulgaria and Romania) from 2007. Estimates are also shown separately for the EU15 and the A8 (Czech Republic, Estonia, Hungary, Latvia, Lithuania, Poland, Slovakia and Slovenia).
3. The 2001–2007 estimates were revised in February 2010 following changes to source data. Therefore they may not agree with estimates published prior to this date.
4. Figures are rounded to the nearest thousand and the totals are summed from the individual columns in order to calculate percentages. For this reason, the totals here may differ slightly from the official headline estimates, which are independently rounded.
5. Because net migration figures can be both positive and negative, it makes no sense to calculate them as percentages of total net migration.

#### *Source*

ONS Long-Term International Migration, 2 series (calendar year), Table 2.01

### **Correspondence submitted by Positive Action for Refugees and Asylum Seekers**

I am writing to you in your capacity as chair of the Home Affairs Select Committee and with specific reference to the 'legacy' cohort of asylum cases and acting chief executive of the UK Border Agency Jonathan Sedgwick's evidence to your committee of Tuesday 13 September. I refer more specifically to this exchange:

**Q22 Chair:** Let us be clear. You still have 18,000 cases. You may have decided it in your mind, but there are still cases where the applicants have not been informed and people have not been removed.

**Jonathan Sedgwick:** No, they have all been informed. If—

**Q23 Chair:** So why are they still classified as cases then?

**Alun Michael:** You can't get answers on them, no.

**Jonathan Sedgwick:** If any Member of the Committee has a case that they believe has not had a decision, I would very happily look at that.

We are a charity working with destitute asylum seekers and refugees in Leeds. Many of our clients have been in this country for a considerable length of time. I personally know of at least 5 cases where an asylum applicant within the legacy process (who have no criminal record and have maintained contact with the UK Border Agency, not 'gone underground') have not yet received decisions from them. In two of those cases the applicant has submitted further representations to the UK Border Agency (over a year ago in both cases) and is supported by them under Section 4 of the 1999 act while they await decisions.

27 September 2011

### **Correspondence from the UK Border Agency to the Chair of the Committee**

I am writing to follow up a number of issues raised by your Committee at my evidence session on 13 September.

#### **CIVIL PENALTIES AND CARRIERS LIABILITY CHARGES**

##### *Illegal Working civil penalties*

1. You asked whether I could provide the percentage of penalties we have collected during the 2010–11 financial year. Towards the end of 2009 we launched a review, to improve performance of our enforcement of illegal working civil penalties. As a result we have tightened processes, issued updated guidance, improved governance, and during 2010 have trained almost 600 front line staff, raising awareness and quality.

2. Consequently we have seen a significant increase in recovery from £1.3 million (2008–09) and £4.3 million (2009–10) to £6.9 million in the last financial year. A total of almost £15.3 million has now been recovered from the beginning of the regime in February 2008 up to the end of August 2011.

3. We continue to work with employers and representative organisations to raise awareness and to focus on robust and enforceable penalties.

4. For the financial year 2010–11, a total of 1897 civil penalties were issued to employers caught employing migrant workers illegally. As at the end of August 2011, 249 of these penalties had been reviewed and cancelled following an objection or appeal, and 26 were still in the appeal process. Of the remaining 1622 collectable penalties, valued at £13.4 million, 911 (56%) have either been paid or are engaged in an instalment plan, £3.1 million has been paid in full, and £4.6m has been agreed in ongoing instalment arrangements.

5. We recognise that there is still more to do. We are focusing on coordinated and robust enforcement to drive up employer compliance and boost the current penalty collection rates. We are pressing our specialist debt recovery agents to increase recovery and take debt recovery action through the courts. We are committed to continuing to improve employer right to work checks.

#### *Carriers Liability Charges*

6. For the financial year 2010–11 1,781 Carriers Liability Charges were issued. As at end August 2011, 64 were cancelled at the objections stage following our review. Of the remaining 1,717 collectable charges, valued at £3.4 million, 1482 (83%) had been paid, valued at £ 2.85 million.

#### *Hauliers' civil penalties*

7. We have introduced new collection processes which are much sharper. Most recently we have been working with Police colleagues to detain vehicles where penalties are outstanding. For the financial year 2010–11, we imposed penalties on 814 Hauliers found carrying clandestine entrants. As at the end of August 2011, 689 cases (85%) had been paid, valued at £816k.

#### LEGAL CHALLENGES

8. I was also asked about the number of times the Agency has been challenged in the courts last year, particularly in relation to judicial reviews. You suggested that you thought it was about 200 times. As I stated to the Committee the actual number is much higher reflecting that in the financial year 2010–11 the Agency decided over 2.5 million visa applications and handled more than 1 million applications from foreign nationals (applications to extend stay, to become permanent residents or British citizens and to seek asylum).

9. HM Courts and Tribunals Service statistics<sup>7</sup> record 136,800 receipts of appeals in the First Tier Tribunal (Immigration and Asylum Chamber) in 2010–11. In the same period 154,700 appeals were disposed of by the court. 44% were won by UKBA, 41% were allowed and 15% were withdrawn or abandoned.

10. Where there is no statutory appeal a challenge may be made against an Agency decision by way of Judicial Review. Figures for England and Wales from the Treasury Solicitor show that in relation to immigration and asylum cases 7460 Judicial Reviews were opened over the twelve month period between April 2010 and March 2011. In the same period there were 20 Judicial Reviews lodged against the Agency in Northern Ireland and 266 petitions for immigration Judicial Review lodged in Scotland. Not all Judicial Reviews lodged reach the permission stage. Cases may be withdrawn or the Agency may agree to reconsider. On average, 86% of Judicial Reviews that reach the permission stage are refused permission and of those proceeding to a full substantive hearing approximately 60% are won by the UK Border Agency.<sup>8</sup>

#### *MPs' Correspondence*

11. Both you and other members of the Committee raised concerns about the service they receive when writing to the Agency. I am glad that Lisa Killham, our Director responsible for MPs' correspondence, was subsequently able to meet you in Croydon to address some of these issues directly. The Agency works with MPs to ensure the services we provide meet customers' expectations wherever possible. For example, we used an approach raised by the Committee, copying MPs into the decision letters for their constituents, for some legacy cases over the summer. Members of the Committee mentioned that this would be helpful for all cases. The Agency recognises that if we can inform you of an outcome in a case quickly then you will be able to close your file, hopefully saving the need for further correspondence on your behalf to seek progress updates. This commitment will require you to notify us if for any other reason a constituent no longer wants you to act on their behalf. Out of consideration for the applicant we will also need to work with you to ensure that you are not receiving the decision before the applicant does. We are working through the logistics to achieve this new service and hope that we will be able to roll it out shortly.

12. Mr Winnick also raised a concern about overseas cases and data protection and you will know that I have written to him to explain that we are constantly reviewing the way we handle personal data and are currently introducing a number of changes to further improve the way we respond to enquiries made by Members on behalf of a constituent who is not the applicant. The Committee will understand that, in some

---

<sup>7</sup> [www.justice.gov.uk/downloads/publications/statistics-and-data/tribs-stats/annual-tribunals-statistics-2010-11.pdf](http://www.justice.gov.uk/downloads/publications/statistics-and-data/tribs-stats/annual-tribunals-statistics-2010-11.pdf)

<sup>8</sup> Figures quoted in relation to Judicial Reviews in England and Wales are based on internal management information held by Treasury Solicitor and are therefore subject to change. They should not be treated as a National Statistic. Percentages given in relation to Judicial Reviews are based on figures for England and Wales.

cases, we will still be limited in the amount of information we can disclose, but the changes we are making will make the replies Members receive more tailored to your enquiry and as helpful as possible. We will also contact Members to try to get written consent where this is appropriate which will allow us to give a more substantive reply.

13. You will also be aware that I have written separately to Mr Huppert, Mr Michael and Mr Ellis to provide further details on the legacy cases they have raised. Many of those cases had already been granted leave or informed that they have no basis on which to remain in the UK. You will also note that as a result of the information provided by the Committee members we have been able to reactivate a number of cases which had been in the controlled archive. As I said to the Committee, the Agency undertakes an exhaustive series of checks before placing cases in the controlled archive. Cases continue to be retrieved and action is taken wherever cases are located.

#### CHIEF INSPECTOR TIER 2 150 CASES REQUIRING CURTAILMENT ACTION

14. During my evidence session you asked me about the enforcement action carried out on the 150 cases identified by the Chief Inspector. We have checked our records and can confirm that there are no outstanding curtailments awaiting action from the month of August 2010, the time of the Chief Inspector's visit. It is not possible to provide a breakdown of action taken on this particular cohort of cases because a list of these particular cases was not maintained by either the Agency or the Chief Inspector. The cases outstanding were work in progress at that time. I hope that you will take this as confirmation that the cases identified by the Chief Inspector have been concluded.

15. We are currently working on notifications for cases potentially requiring enforcement action received from 11 August 2011 onwards. We have a caseworking team dedicated to dealing with Tier 2 notifications. As I said to the Committee there will always be work in progress awaiting action. The typical turnaround time will be two weeks.

#### FOREIGN NATIONAL PRISONERS

16. The Committee asked how many of the 1,660 time-served foreign national prisoner (FNP) cases (of the 5,138) are in detention, how many are not and the statistics broken down by nationality. You were also interested to know the reasons why deportation has not been effected.

17. Firstly, I should clarify that the total of those FNPs becoming time served for FY 2010–11 has dropped to 5,012 (from 5,138) due to data cleansing (duplicate cases have been removed). Further work has also identified that more cases have been removed (3,248, up from 3,125) or concluded (471, up from 353) than I reported on 13 September. Therefore, the total of outstanding cases is now 1,300 (previous total was 1,660).

18. Of the 1,300<sup>9</sup> cases, 500 are detained (this includes detention in prison custody, in immigration detention and detention under the Mental Health Act 1983). 800 are non-detained.

19. A number of barriers have delayed the deportation of this cohort which include judicial challenges, casework and compliance issues. A breakdown of the primary barriers to removal is below.

<i>Barriers to Removal</i>	<i>Total</i>
Legal challenges and further criminal proceedings	300
Casework barriers (including further representations, asylum claims, medical and children issues)	335
Compliance, identity and documentation issues	270
Other barriers (including country situation, multiple barriers)	20
Barrier unrecorded (data Quality)	350
<b>Total</b>	<b>1,300</b>

20. The Committee also asked for a list of the obstacles in the way for deportation by country. I had mentioned Iran as one example where the individual is required to present themselves at the Iranian Embassy and specifically request to be sent home before they will be issued with documentation.

21. Effective cooperation with the country of origin is essential in terms of agreeing documentation arrangements and method of return. The Agency, in conjunction with the Foreign and Commonwealth Office, invests considerable time and effort visiting diplomatic missions in London to reflect the message that migration management is a government priority. We also cooperate directly with these countries through our diplomatic network overseas to agree arrangements to improve returns procedures and have long standing cooperative returns relationships with the majority of countries. However, we feel that to provide a more detailed explanation of the obstacles we face country by country would inhibit our ability to negotiate with each country effectively. For the same reasons, we have not provided a nationality breakdown of time served foreign national prisoners. We would, of course, be happy to provide an in confidence briefing on this matter if it would be helpful.

<sup>9</sup> The figures relating to outstanding cases are based on internal management information and should therefore be treated as provisional and subject to change. They have been rounded to the nearest 5.

22. An outline of the general practical issues involved in the removals process is attached at Appendix A.

#### E-BORDERS

23. You expressed an interest in the review of the scope of the e-Borders programme that we finished in August. The work to complete this was wide-ranging and detailed and progressed through a number of subject papers and presentations and is consequently not available in a single document. The conclusions are summarised below but in essence confirmed in detail the work required prior to the Olympics and set out at a high level the key items of scope required in the period to 2015. These have been agreed with Ministers as representing our best assessment, in advance of formal supplier engagement, of the maximum that could be delivered. I would be happy to provide further information on a confidential basis should you wish.

24. The Pre-Olympics scope has been defined in detail, placed on contract and delivery is under way and on track. This covers delivery of resilience for business critical systems through provision of purpose-built data centres, disaster recovery arrangements and enhanced service management—these will provide the core technology infrastructure for future e-Borders services; capability to increase passenger data coverage; improvements to passenger data quality; enhanced data analytics and management of Olympic watch lists.

25. The post-Olympics scope to 2015 has been defined as set out above and provides for the completion of the rollout of e-Borders to all carrier sectors, including rail and maritime and the reintroduction of exit checks. It also encompasses a range of technical and operational enhancements, which cover, inter alia, improvements to our rules-based targeting capability, automation of processes at the National Border Targeting Centre and ports and integration with the Agency's caseworking system.

26. These improvements to our overall capability underpin our objectives to increase eBorders coverage to 100% on non-EEA aviation prior to the Olympics, 95% of aviation passengers and crew by the end of 2013 and 95% of all movements, including maritime and rail, by the end of 2014.

#### GENDER AND ASYLUM

27. The Committee also requested an update on the work the Agency is doing on gender in asylum claims following evidence presented from Asylum Aid at the Conference on Immigration and Asylum that the Committee held on 12 September. The Agency trains its asylum decision makers to deal with all asylum claims on their individual merits, to act professionally and impartially, and to treat all asylum applicants with sensitivity and compassion; however, the Agency recognises that women may face particular forms of persecution which can be different from those faced by men. In light of this the Agency has worked closely and constructively with Asylum Aid and other key corporate partners over the past two years to review and improve the Agency's practices. Recent initiatives include:

- the production of a revised "Gender issues in the asylum claim" asylum instruction, which included enhanced guidance for asylum decision-makers on assessing gender-based claims;
- the mainstreaming of this guidance into all training modules for decision-makers;
- inclusion of gender sensitivity in new guidance and training for those working in our Asylum Screening Unit; and
- work to assess the extent of improvements so far, including a thematic quality audit of asylum decisions in gender-based claims and analysis of allowed appeals from a gender perspective.

28. But we are very conscious that there is more to do. For that reason, we are making gender sensitivity a key theme of our improvement work in the autumn. We have already agreed that we will use the knowledge and expertise of the National Asylum Stakeholder Forum by making gender issues a priority for our joint work with them over the next 12 months. We will keep the Committee updated on our progress.

#### CEDARS

29. One area there was not time for the Committee to take evidence on was the Pre-departure accommodation centre "Cedars". Whilst I am aware that you were hosted on a private visit to the centre, the remaining members of the Committee will not be as familiar with the centre and its work. I thought it would be helpful if I set out a few details here.

30. The Government is committed to having ended the detention of children for immigration purposes and a new family returns process has been in place since 1 March. Families who no longer qualify to be here now go through a managed process, starting with a family conference in which their needs and views are heard about how they should return, that is designed to support voluntary and dignified departure.

31. The new family returns process comprises 4 stages:

- Decision-making strengthened through the training of specialist family case owners.
- Assisted return, including family return conferences to discuss the family's return, welfare and medical concerns and the availability of tailored assisted voluntary return packages to help them resettle.



- Required return for families who fail to take up assistance packages, allowing them to remain in the community, but giving two weeks notice to board their flight home and allowing self check-in without the need for enforcement action.
- Ensured return, as a last resort for families who fail to comply with other options.

32. A new independent Family Returns Panel now advises the Agency on return plans for families who do not leave of their own volition, ensuring that these plans take full account of the welfare of the children involved. The Family Returns Panel includes safeguarding experts and a doctor and has been appointed on an interim basis in order to get the work up and running. A formal recruitment process is currently underway. New family-friendly pre-departure accommodation, known as Cedars, opened near Gatwick airport on 17 August. It houses families for short periods immediately before return where they have failed to leave the country voluntarily and other options to return them have failed or are considered unsuitable. In an innovative approach Barnardo's work in the accommodation providing extensive welfare and support services to help families prepare for their return. Seven families, at the end of the 4-stage process outlined above, have already been successfully removed through Cedars since its opening. Figures are correct at 7 October.

33 Separate accommodation (Tinsley House) remains in use only for families intercepted at the border and, in rare cases, for criminal and other high risk families.

#### ENTRY CLEARANCE OPERATIONS

34. In your letter dated 28 September you also requested an organogram of the UK Border Agency's Entry Clearance Managers. I understand you raised this point with Helen Ghosh and she wrote to you on 30 September to explain the process.

35. You asked whether the number of Entry Clearance Managers has reduced in the last year; and if so by what number they have been reduced and why. In August 2010, there were 123 Entry Clearance Managers (ECMs) in post; in August 2011, there were 118 ECMs in post. This number is the actual number of people that were ECMs—some of them would only have a small percentage of their time allocated to Entry Clearance work, the rest of their time would be allocated to other (usually FCO) functions in the mission (eg a Consular role, a Management Officer role etc). Such roles would be described as being multi-hatted, as the incumbent covers a range of different functions. The UK Border Agency has been consolidating decision making posts into a smaller number of "hubs", which handle more applications. This has meant that smaller posts have closed, and the work has moved to the larger hubs. As a result, there has been a move to reduce the number of multi-hatted ECMs. When expressed as the number of full-time ECMs (ie by adding up the percentage of time that is spent on ECM work), the figures show that there are more ECMs this year compared to last year—in August 2010 there were 104.29 ECMs; in August 2011, there were 106.09 ECMs.

#### EXCLUSION FROM THE UNITED KINGDOM

36. You requested information on the number of people who have been excluded from the UK in the last 10 years and the amount of excluded individuals currently in the UK. For the purpose of this letter, exclusions are on grounds of National Security, Unacceptable Behaviour and other non-conducive grounds, which includes serious and organised crime, foreign policy and war crimes. We do not hold data for the last 10 years; however we do hold data from January 2005 which is set out in the table below<sup>10</sup> This information does not include exclusions of foreign national prisoners.

<i>Year</i>	<i>Number of exclusions</i>
2005	33
2006	74
2007	111
2008	50
2009	60
2010	35
2011	35
<b>Total</b>	<b>398</b>

37. In the rare instance where an individual returns to the UK in breach of an exclusion order then the UK Border Agency will take the appropriate action to remove the individual from the UK at the earliest opportunity.

#### INTELLIGENCE

38. You asked how many individuals have been removed as a direct result of action taken by intelligence units in 2011. We do not hold the specific data requested; intelligence units within the Agency provide intelligence packages for enforcement teams, who carry out removals for the Agency.

<sup>10</sup> These figures do not constitute part of National Statistics as they are based on internal management information. The information has not been quality assured under National Statistics protocols, should be treated as provisional and is subject to change.

39. The recording of intelligence packages created, and enforcement visits undertaken as a result of them, including arrests and prosecutions, is recorded on a common system called the National Operations Database. Removal activity, ie post enforcement activity, is recorded on the Case Information Database.

40. We are currently working on linking the information from the two systems, so that we can link removals with the original intelligence package. We have piloted this approach in this summer's targeted enforcement campaign, which finished at the end of September. The removals process can take several months to complete given current legal barriers, so reporting we will be in a position to provide information on outcomes in the next few months.

#### CROYDON VISIT

41. Separately to my evidence session, I hope that you found your visit to Croydon on 20 September useful and informative. You raised some follow up questions from your visit and the information is set out below.

42. I also understand that there were a number of items that we committed to provide you with. Therefore, please find attached:

- *Appendix B*: List of MP account managers:  
All MPs have a dedicated MP Account Manager based within their immigration group region. In our London and South East region, the Local Immigration Team leaders perform this role. MP Account Managers will support MPs with immigration matters and queries, through referrals from the MPs' Enquiry Line and direct calls and e-mails made to them and their team. MP Account Managers also play an important partnership role educating MPs on our work through visits and events, whilst also encouraging the use of the most effective route for each enquiry.
- *Appendix C*: Flow chart on correspondence processing.
- *Appendix D*: Asylum Screening Unit forms:<sup>11</sup>  
ASL.3211 a—Stage One.  
ASL.3211 b—Stage Two—Family Details.  
ASL.3211 c—Dependants Screening Form.
- *Appendix E*: NAM performance slide.

Minister of State for Immigration, Damian Green, will place a copy of this letter in the House Library.

11 October 2011

### Appendix A

#### PRACTICAL ISSUES INVOLVED IN THE REMOVAL PROCESS

##### MAINTAINING CONTACT WITH THE PERSON

For practical and legal reasons, we would not seek to detain someone who does not have a legal basis to remain in the UK unless there was an imminent prospect of their removal (or their conduct was such that it was deemed necessary to detain them). We use reporting restrictions to keep contact with those who have no legal basis to remain in the UK. This involves the person reporting to a designated centre at set times each month. However if a person decides to stop reporting and break contact with UKBA (abscond) then we cannot seek to remove them until we regain contact with them.

##### IDENTIFYING THE PERSON'S NATIONALITY

The UK, as with all countries which are destination countries for asylum seekers, faces the problem of persons trying to abuse the host country's asylum system by claiming to be a nationality other than their own. That is, they claim to be a national of a country to which it is perceived they cannot be removed. They do this in the hope of preventing their removal and then being able to remain in the host country.

Where a person is suspected of attempting nationality switching, and claims to have no documentation to show their nationality and refuses to co-operate with the UK in getting them re-documented (see below), this poses a significant barrier to removing them from the UK.

##### RE-DOCUMENTING THE PERSON

Before we can remove a person from the UK, we need to ensure that the country to which we are seeking to remove them will accept them as one of their nationals.

Many persons who have no legal basis to remain in the UK claim to have no travel document or any documentation to support their claimed nationality. They may also claim to have scant if any knowledge/details relating to their home country. In these circumstances the UK would approach the authorities of the home country to try to secure an Emergency Travel Document (ETD).

---

<sup>11</sup> Not printed.

Some countries accept that we can return using the European Union Letter (EUL), a document that the UK Border Agency produces. The EUL can only be used where we have strong documentary evidence of the person's true nationality.

Where a person decides to cooperate in the re-documentation process, a document can normally be obtained within a reasonable time frame. However, where the person decides not to cooperate in the re-documentation process, then this poses a significant barrier to their removal.

From the perspective of the authorities of the home country, genuine and substantive documentation or information is crucial to identify the person as one of their nationals before a travel document can be issued. In addition the person may refuse to be interviewed by an official from the home country to confirm nationality.

#### IDENTIFYING A VIABLE ROUTE OF RETURN

Where we are satisfied of a person's nationality, and have appropriate travel documentation, the final step is identifying a viable route of return. It may be that the area the person comes from within a country is stable. However due to temporary instability in other areas of the country, it may not be possible to return them at that time to their home area in that country.

### Appendix B

<i>Region</i>	<i>MP Account Manager/LIT</i>
Scotland and Northern Ireland	Alison Green
Wales and South West	Andrew Davidson
North East, Yorkshire and the Humber	Sharon Chambers
North West	Dave Perkins
Midlands and East of England	Saleah Ahmed
<b>London and the South East</b>	
Barking and Dagenham	Richard Marley
Barnet & Enfield	Janet Moore
Berkshire	Nigel Page
Bexley, Greenwich and Lambeth	Helen O'Brien
Brent, Hammersmith and Fulham, Kensington and Chelsea	Steve Fisher
Buckinghamshire	Rob Scott
Croydon	Frances Beasley
Ealing	Jennifer Money
Hackney & Tower Hamlets	Janet Moore
Hampshire and Isle of Wight	Lyn Sari
Haringey and Islington	Marie Babaoglu
Hillingdon and Harrow	Jennifer Money
Hounslow, Richmond and Kingston	Steve Fisher
Kent	Karyn Dunning
Lewisham & Bromley	Simon Schutte
Newham & Waltham Forest	Claire Shacklock
Oxfordshire	Terry Gibbs
Southwark	Helen O'Brien
Surrey	Rob Allen
Sussex	Laila Waters
Wandsworth, Merton and Sutton	Pearl Kuranchie
Westminster, Camden and City of London	Marie Babaoglu

Appendix C

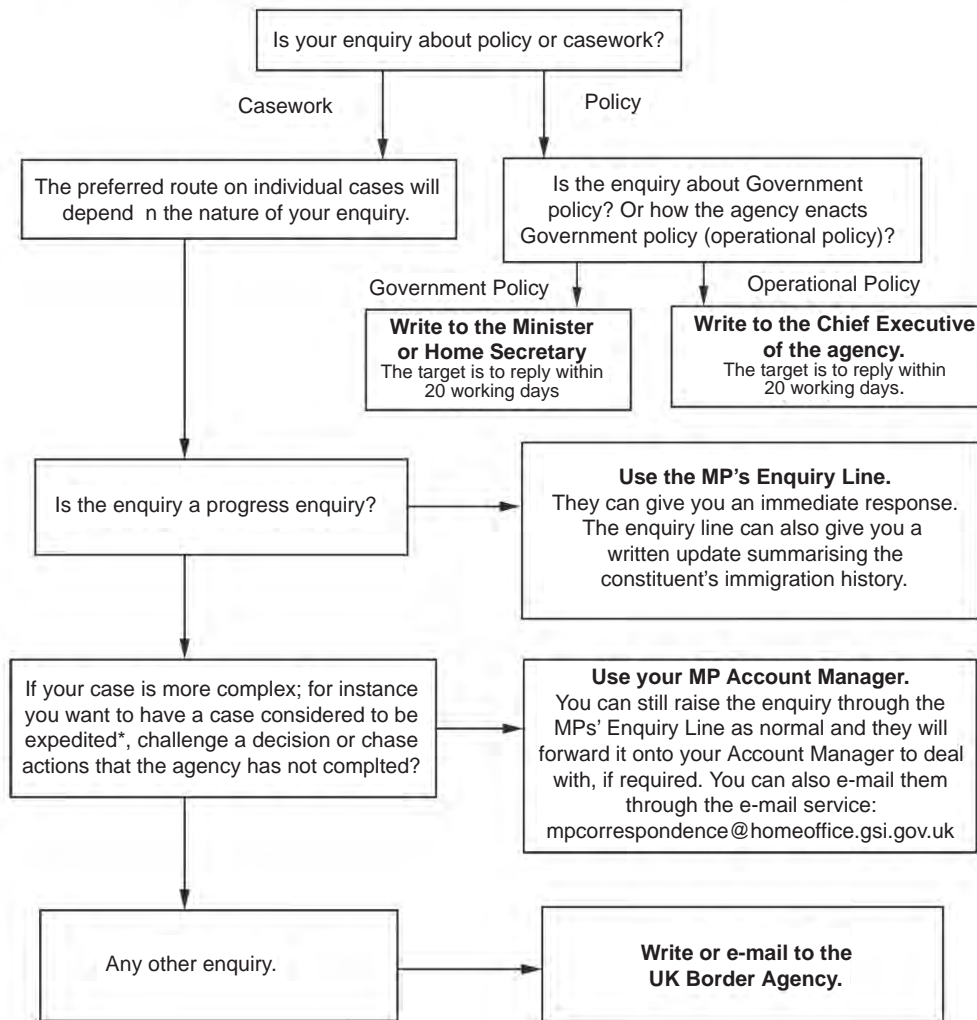
MPs have several routes to make enquiries to the UK Border Agency; the MPs' Enquiry Line, their MP Account Manager, the MP e-mail service as well as writing to the agency or a Minister. This guide is designed to show you the preferred way of contacting the agency to get you the right response in the fastest and most efficient way.



# MPs' Enquiries

## Guide to contacting the agency

MPs have several routes to make enquiries to the UK Border Agency; the MPs' Enquiry Line, their MP Account Manager, the MP e-mail service as well as writing to the agency or a Minister. This guide is designed to show you the preferred way of contacting the agency to get you the right response in the fastest and most efficient way.

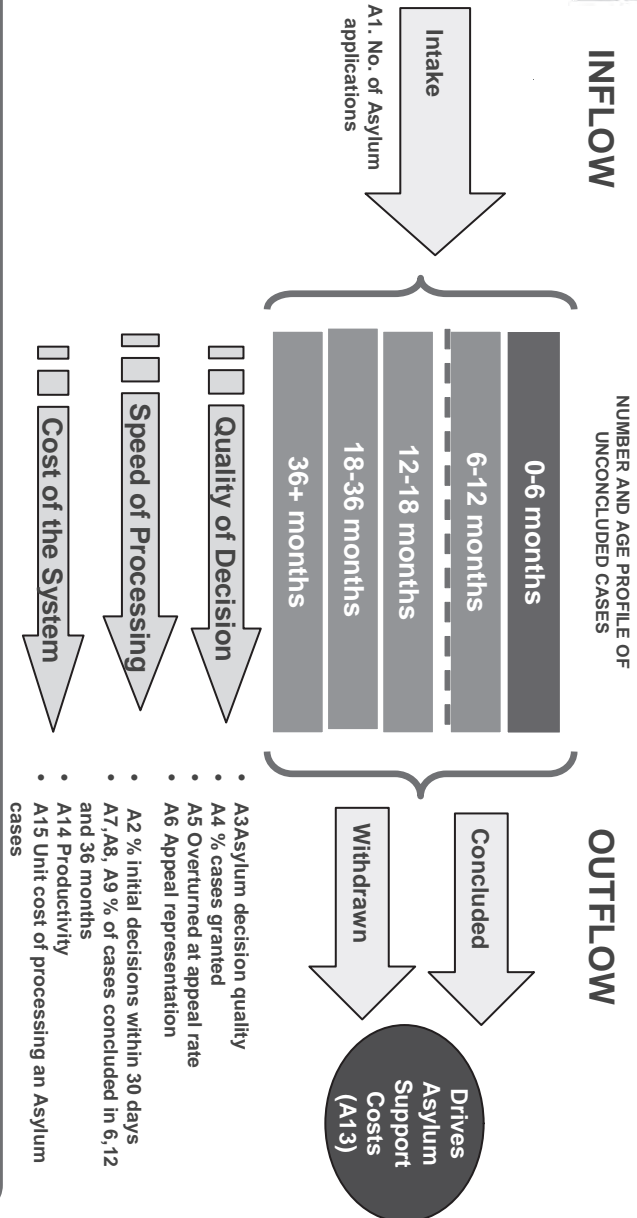


\* International Group would only ask a visa section to expedite an application where it can be established there are serious compelling and compassionate reasons for doing so. An example where we may consider expediting a case is where it can be demonstrated that a close family member/friend in the UK is seriously ill or has passed away. The applicant overseas would still be required to fully document their application.

Appendix E



**Annex E**  
 We have moved away from the exclusive focus on the 6 month PSA target, to a new, broader, suite of performance indicators which reflect the overall health of the asylum system, covering speed, quality, productivity and cost.



- The full suite of indicators are (with current values where known):**
- A1 - Intake (2010 – 17,916)
  - A2 - % of initial decisions taken within 30 days (59%)
  - A3 - Quality of decision (88%)
  - A4 - % grant rate (23% full asylum- 8% subsidiary protection)
  - A5 - % successful appeals (2010 - 27% allowed)
  - A6 - Appeal representation rate at priority oral hearing (95%)
  - A7 - Conclusion rate – at 6 months (53%)
  - A8 - Conclusion rate – at 12 months (56%)
  - A9 - Conclusion rate at 36 months (63%)
  - A10 - % of cases removed by 12 months (19%)
  - A11 - Volume of outstanding caseload (37,903)
  - A12 - Age profile of outstanding caseload
  - A13 - Cost of asylum support (2010/11 £424,218,000)
  - A14 - Productivity (conclusion per caseowner FTE) (TBC)
  - A15 - Unit cost – (£15,415)

### **Correspondence from UK Border Agency to the Chair of the Committee**

Thank you for your letter of 28 September which follows up on a number of points from Jonathan Sedgwick's evidence session on 13 September and your visit to Croydon on 20 September. I am pleased to enclose a full response from Jonathan covering these points.

You also asked for details of my salary as the new Chief Executive of the UK Border Agency. I can confirm my salary is £175,000 and will be published in due course by both by Cabinet Office and the Agency as part of our transparency data.

I look forward to working with you and the Committee.

*11 October 2011*

---

### **Correspondence from the Home Secretary to the Chair of the Committee**

#### **UPDATE FOLLOWING HER MAJESTY'S INSPECTORATE OF CONSTABULARY (HMIC) INVESTIGATION INTO CASE OF SHEIKH RAED SALAH**

When I appeared before the Committee on 8 September I agreed to provide you with details of the review which I instigated following Sheikh Raed Salah's entry into the UK.

As I explained, I was very concerned that an individual who was excluded for unacceptable behaviour was able to enter the UK and I was very grateful to the Chief Inspector of Constabulary for undertaking an urgent review into the circumstances of the case.

The HMIC Investigation specifically pointed to insufficiently robust processes being in place leading to six missed opportunities for intervention (overseas, on departure to and in the UK) and made eight recommendations (see Appendix A). I have accepted all of these recommendations and have instructed the UK Border Agency (UKBA) to comply with them as quickly as possible. I can confirm that a number of actions are complete.

Recommendations that relate to processes and additional checking arrangements have already largely been addressed. A significant amount of work has been undertaken to develop a new prioritisation process for the National Border Targeting Centre (NBTC) which will signal more prominently live alerts to UK Ports and to the agency's overseas network. It will also deliver more effective ways for ensuring that alerts have been received and acted upon.

On the end to end management of UKBA activity, a new format has been agreed which incorporates a senior level of direct responsibility, with a gold command style arrangement being put in place. This will deliver active, high level, cross UKBA management of exclusion cases such as Salah and ensure that there is a clear and single point of responsibility to coordinate action in all ports of the Agency and overseas, at the border and in country—to prevent the entry of those we exclude.

Amendments to legislation to create an offence of an excluded person knowingly travelling to the UK in contravention of the exclusion are being considered as part of a package of legislative measures around exclusion and will have longer timescales for resolution.

As Sir Denis has recommended we are amending the Police National Computer (PNC) to include details of persons excluded from the UK.

*16 September 2011*

### **Appendix A**

1. The UKBA should have a heightened response to excluded persons arriving in the UK and ensure that such individuals are intercepted at the earliest opportunity.
2. UKBA should develop a prioritisation process for National Border Targeting Centre (NBTC) alerts.
3. The passport scanning process should be reviewed to ensure that an Immigration Officer cannot overlook an alert.
4. UKBA must make provision for alerts to be monitored by overseas staff seven days a week, with sufficient cover in the absence of the Immigration Liaison Officer concerned.
5. When the anticipated arrival of an individual subject to a National Border Targeting Centre (NBTC)/Joint Border Operations Centre (JBOC) alert has not been confirmed, the urgency of feedback to NBTC and NBTC's subsequent action should reflect the priority of the alert.
6. There should be a thorough, end to end review of the UKBA system for issuing and responding to alerts and warnings (it should focus on, but not be limited to, the exclusion process).
7. Consider amendment to the Immigration act 1971 to create an offence of an excluded person knowingly travelling to the UK in contravention of the exclusion.

8. PNC should be amended to include details of persons excluded from the UK.

---

ISBN 978-0-215-03856-2

