



**COUNCIL OF
THE EUROPEAN UNION**

Brussels, 21 September 2006

**13033/06
ADD 1**

LIMITE

EURODAC 7

COVER NOTE

from: Secretary-General of the European Commission,
signed by Mr Jordi AYET PUIGARNAU, Director

date of receipt: 18 September 2006

to: Mr Javier SOLANA, Secretary-General/High Representative

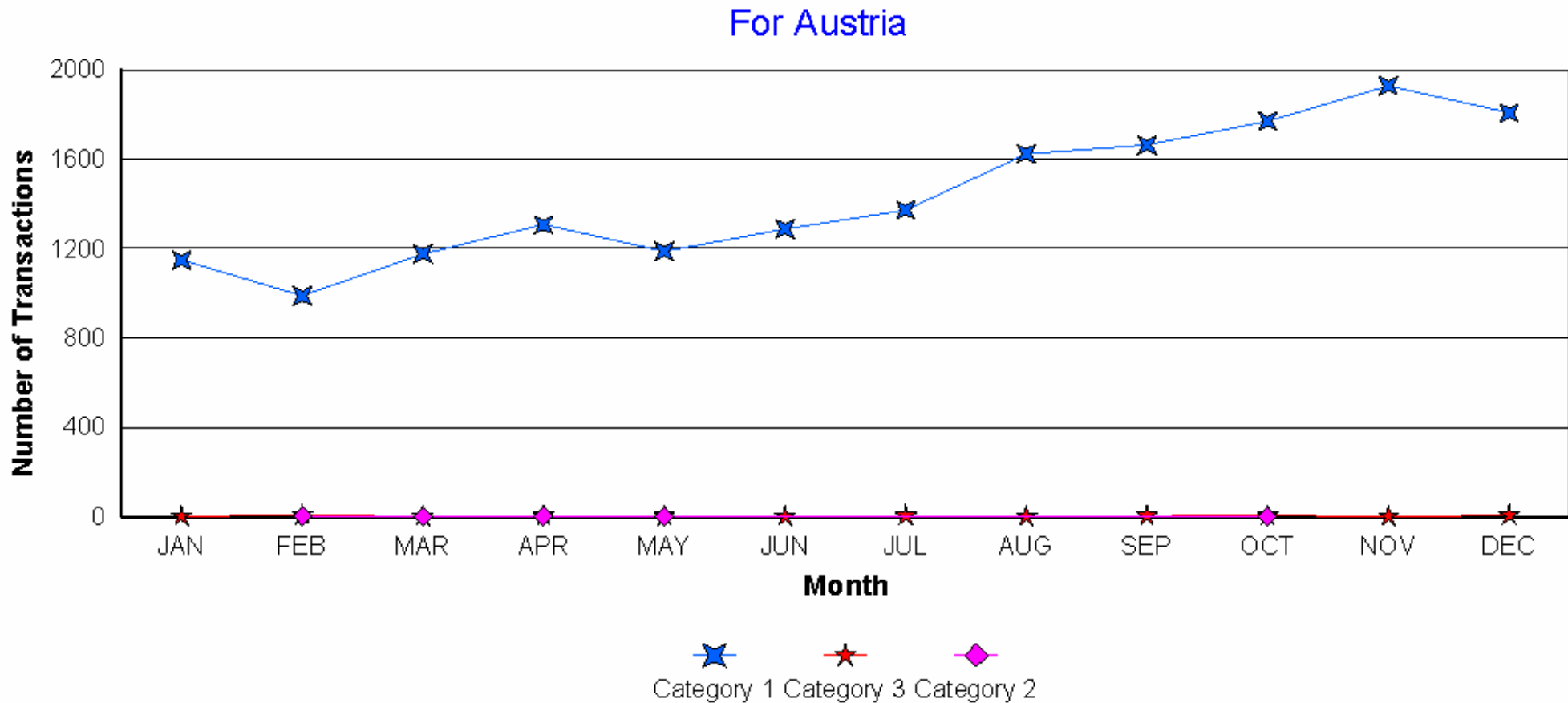
Subject: Third annual report to the Council and the European Parliament on the
activities of the EURODAC Central Unit

Delegations will find attached Commission document SEC(2006) 1170 (Annex 1)

Encl.: SEC(2006) 1170 (Annex 1)

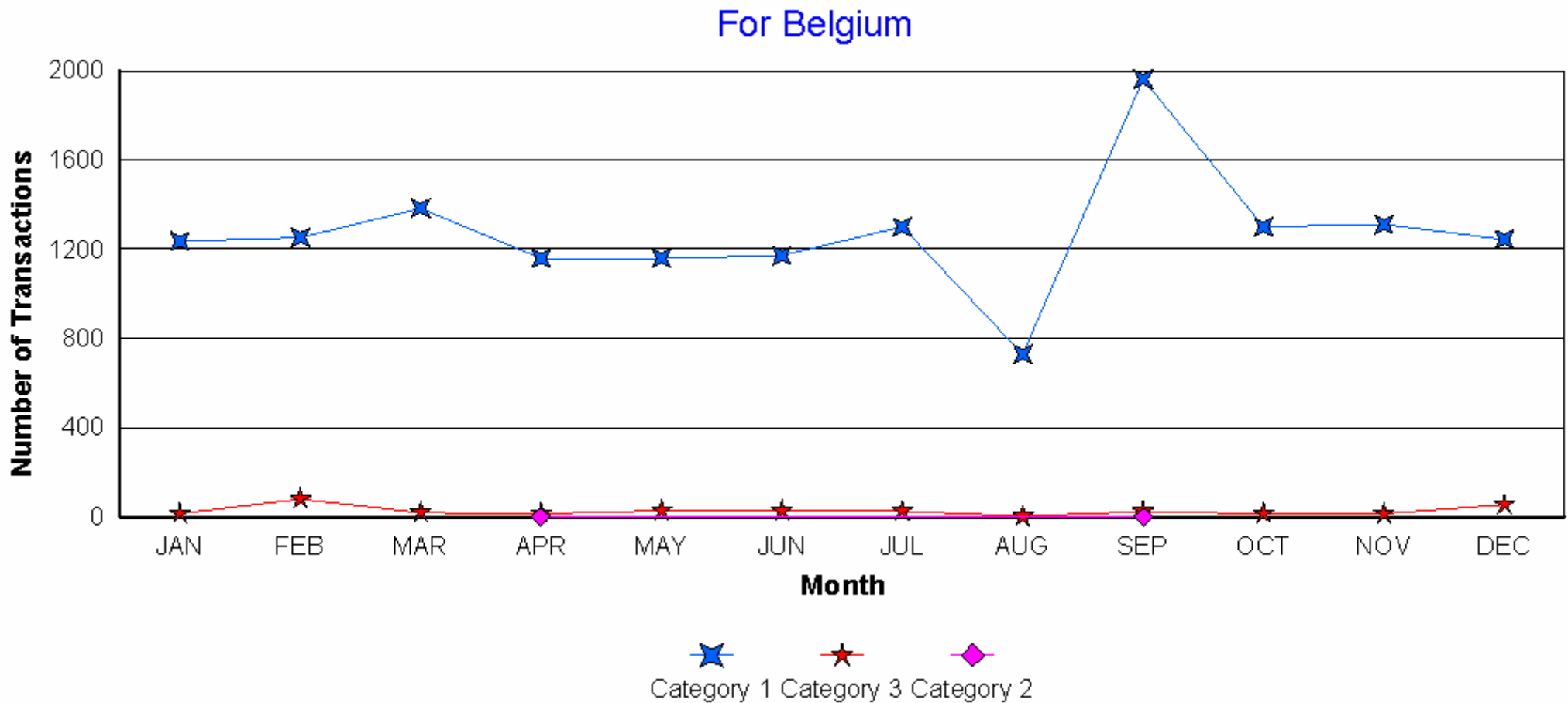
Number of Successful Transactions for Austria - 2005

	JAN	FEB	MAR	APR	MAY	JUN	JUL	AUG	SEP	OCT	NOV	DEC	Total
Category 1	1.149	989	1.177	1.307	1.188	1.288	1.373	1.624	1.663	1.770	1.929	1.807	17.264
Category 2	0	4	1	2	2	0	0	0	0	1	0	0	10
Category 3	1	8	1	3	3	2	4	1	3	5	1	7	39
Total	1.150	1.001	1.179	1.312	1.193	1.290	1.377	1.625	1.666	1.776	1.930	1.814	17.313



Number of Successful Transactions for Belgium - 2005

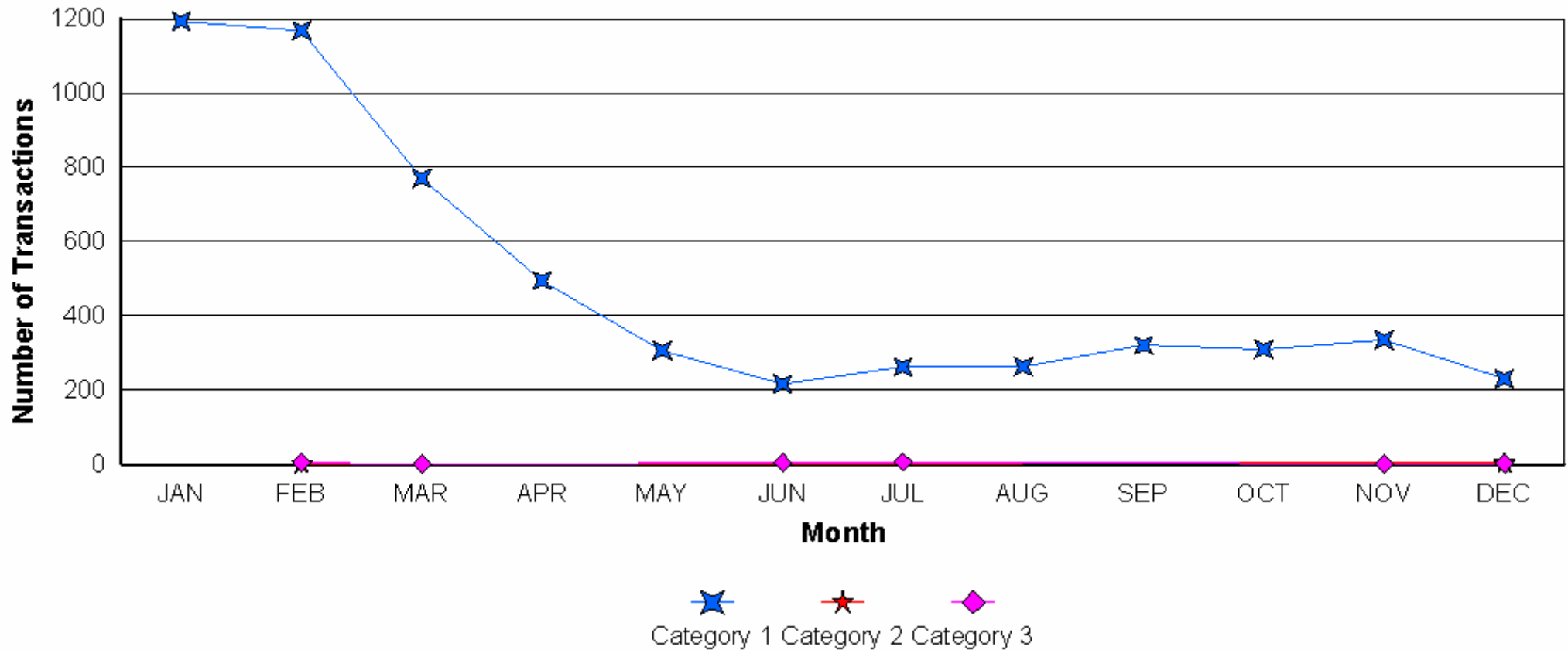
	JAN	FEB	MAR	APR	MAY	JUN	JUL	AUG	SEP	OCT	NOV	DEC	Total
Category 1	1.236	1.253	1.384	1.159	1.159	1.171	1.300	730	1.962	1.300	1.311	1.244	15.209
Category 2	0	0	0	1	0	0	0	0	1	0	0	0	2
Category 3	16	80	20	15	29	27	26	3	24	16	15	55	326
Total	1.252	1.333	1.404	1.175	1.188	1.198	1.326	733	1.987	1.316	1.326	1.299	15.537



Number of Successful Transactions for Cyprus - 2005

	JAN	FEB	MAR	APR	MAY	JUN	JUL	AUG	SEP	OCT	NOV	DEC	Total
Category 1	1.193	1.168	770	494	306	216	262	263	321	310	335	230	5.868
Category 2	0	1	0	0	0	0	0	0	0	0	0	3	4
Category 3	0	4	1	0	0	4	6	0	0	0	1	1	17
Total	1.193	1.173	771	494	306	220	268	263	321	310	336	234	5.889

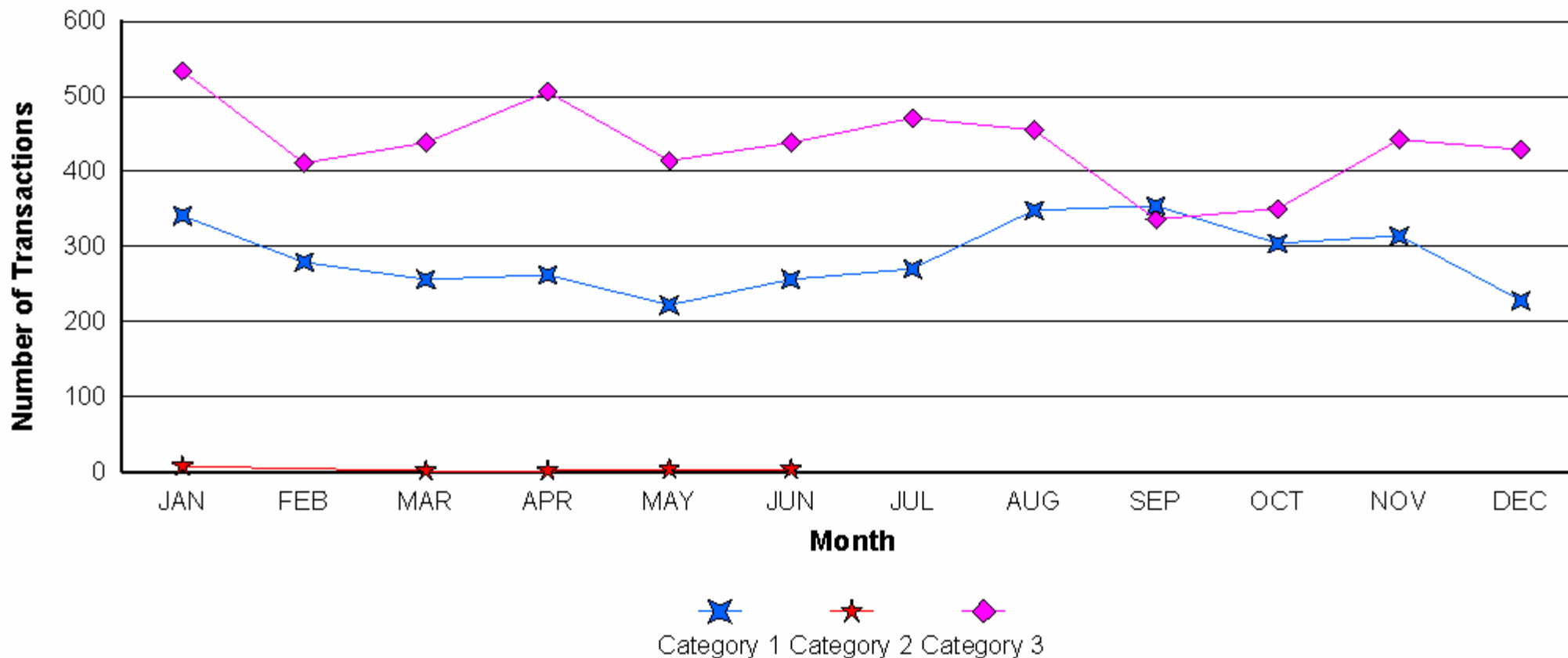
For Cyprus



Number of Successful Transactions for Czech Republic - 2005

	JAN	FEB	MAR	APR	MAY	JUN	JUL	AUG	SEP	OCT	NOV	DEC	Total
Category 1	341	279	256	262	222	256	270	348	354	304	314	228	3.434
Category 2	7	0	1	1	3	3	0	0	0	0	0	0	15
Category 3	534	411	438	506	414	438	471	455	336	350	442	429	5.224
Total	882	690	695	769	639	697	741	803	690	654	756	657	8.673

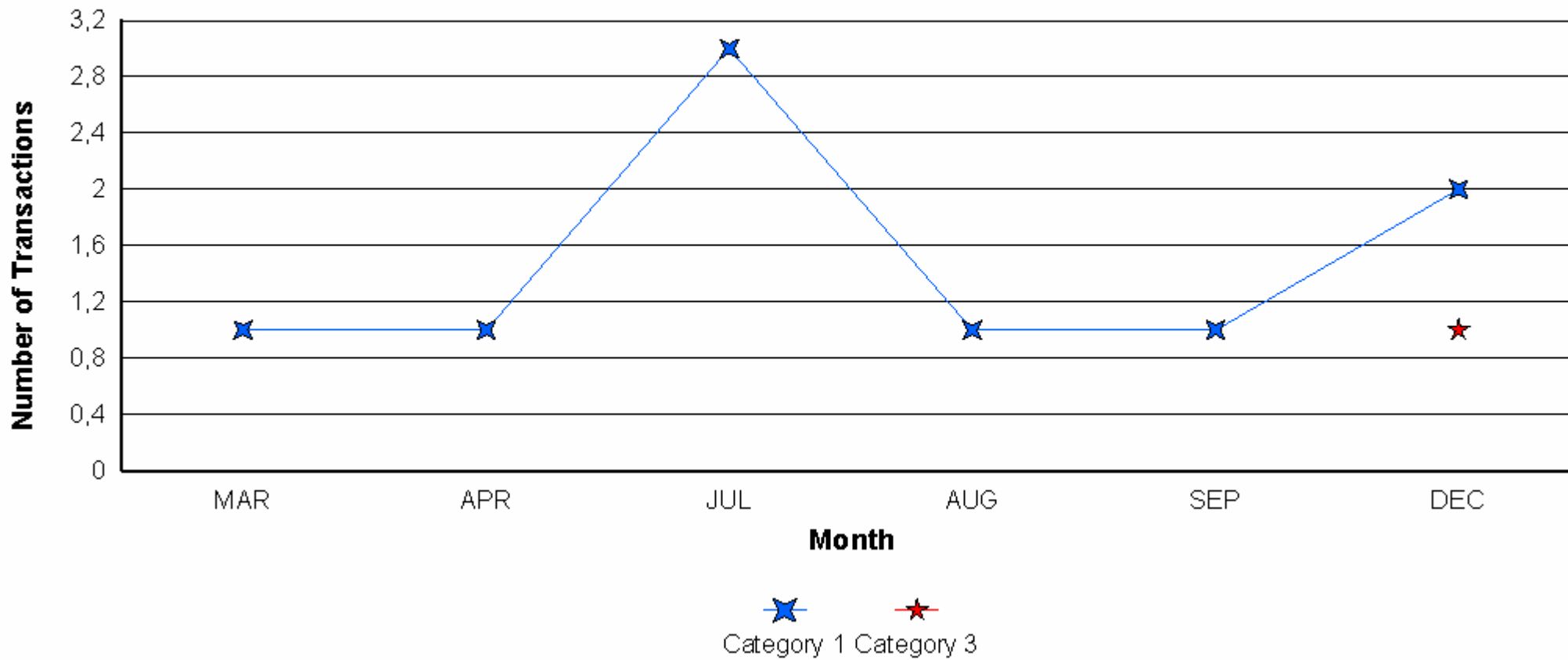
For Czech Republic



Number of Successful Transactions for Estonia - 2005

	JAN	FEB	MAR	APR	MAY	JUN	JUL	AUG	SEP	OCT	NOV	DEC	Total
Category 1	0	0	1	1	0	0	3	1	1	0	0	2	9
Category 3	0	0	0	0	0	0	0	0	0	0	0	1	1
Total	0	0	1	1	0	0	3	1	1	0	0	3	10

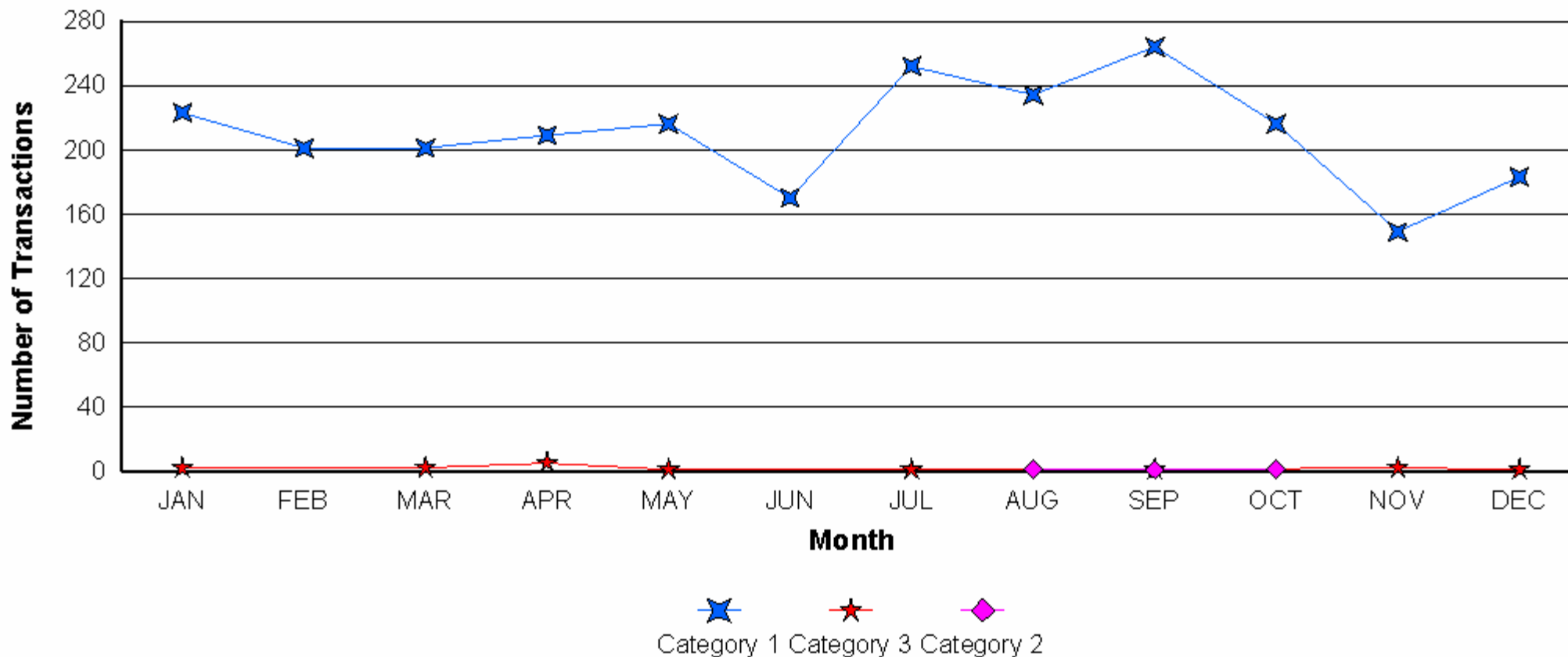
For Estonia



Number of Successful Transactions for Finland - 2005

	JAN	FEB	MAR	APR	MAY	JUN	JUL	AUG	SEP	OCT	NOV	DEC	Total
Category 1	223	201	201	209	216	170	252	234	264	216	149	183	2.518
Category 2	0	0	0	0	0	0	0	1	1	1	0	0	3
Category 3	2	0	2	5	1	0	1	0	1	0	2	1	15
Total	225	201	203	214	217	170	253	235	266	217	151	184	2.536

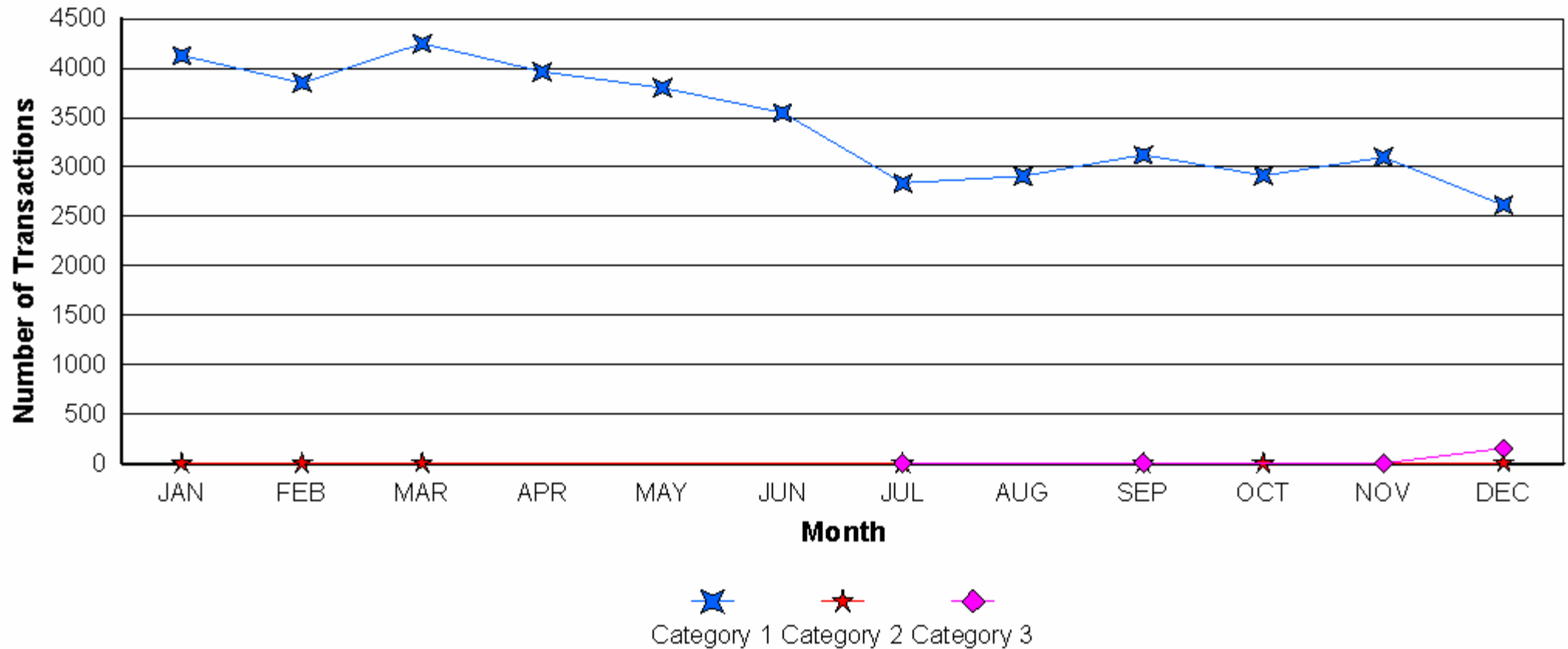
For Finland



Number of Successful Transactions for France - 2005

	JAN	FEB	MAR	APR	MAY	JUN	JUL	AUG	SEP	OCT	NOV	DEC	Total
Category 1	4.127	3.850	4.246	3.961	3.798	3.546	2.835	2.906	3.121	2.913	3.098	2.613	41.014
Category 2	1	2	3	0	0	0	1	0	2	1	0	4	14
Category 3	0	0	0	0	0	0	3	0	4	0	2	156	165
Total	4.128	3.852	4.249	3.961	3.798	3.546	2.839	2.906	3.127	2.914	3.100	2.773	41.193

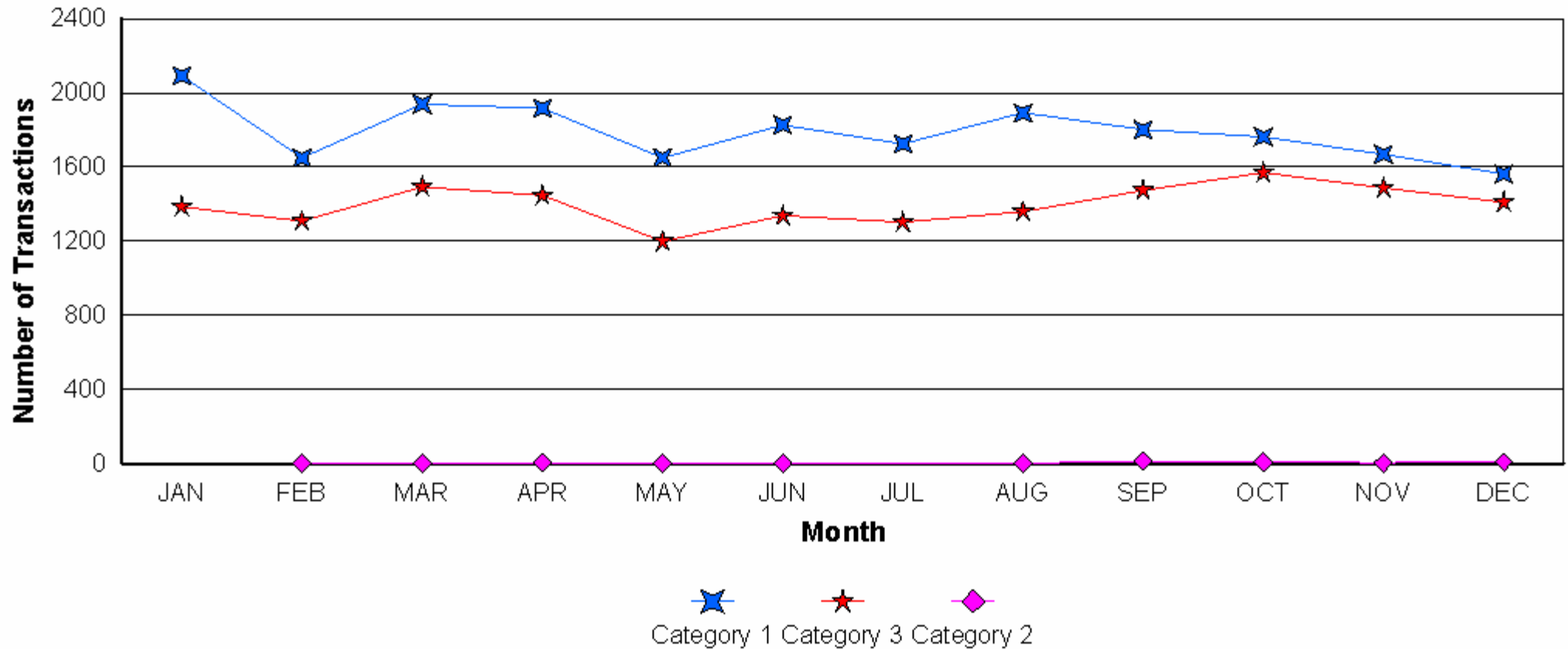
For France



Number of Successful Transactions for Germany - 2005

	JAN	FEB	MAR	APR	MAY	JUN	JUL	AUG	SEP	OCT	NOV	DEC	Total
Category 1	2.092	1.648	1.938	1.916	1.649	1.826	1.725	1.891	1.801	1.762	1.669	1.561	21.478
Category 2	0	1	2	3	2	1	0	2	13	7	4	9	44
Category 3	1.386	1.307	1.492	1.445	1.197	1.336	1.301	1.358	1.472	1.568	1.486	1.409	16.757
Total	3.478	2.956	3.432	3.364	2.848	3.163	3.026	3.251	3.286	3.337	3.159	2.979	38.279

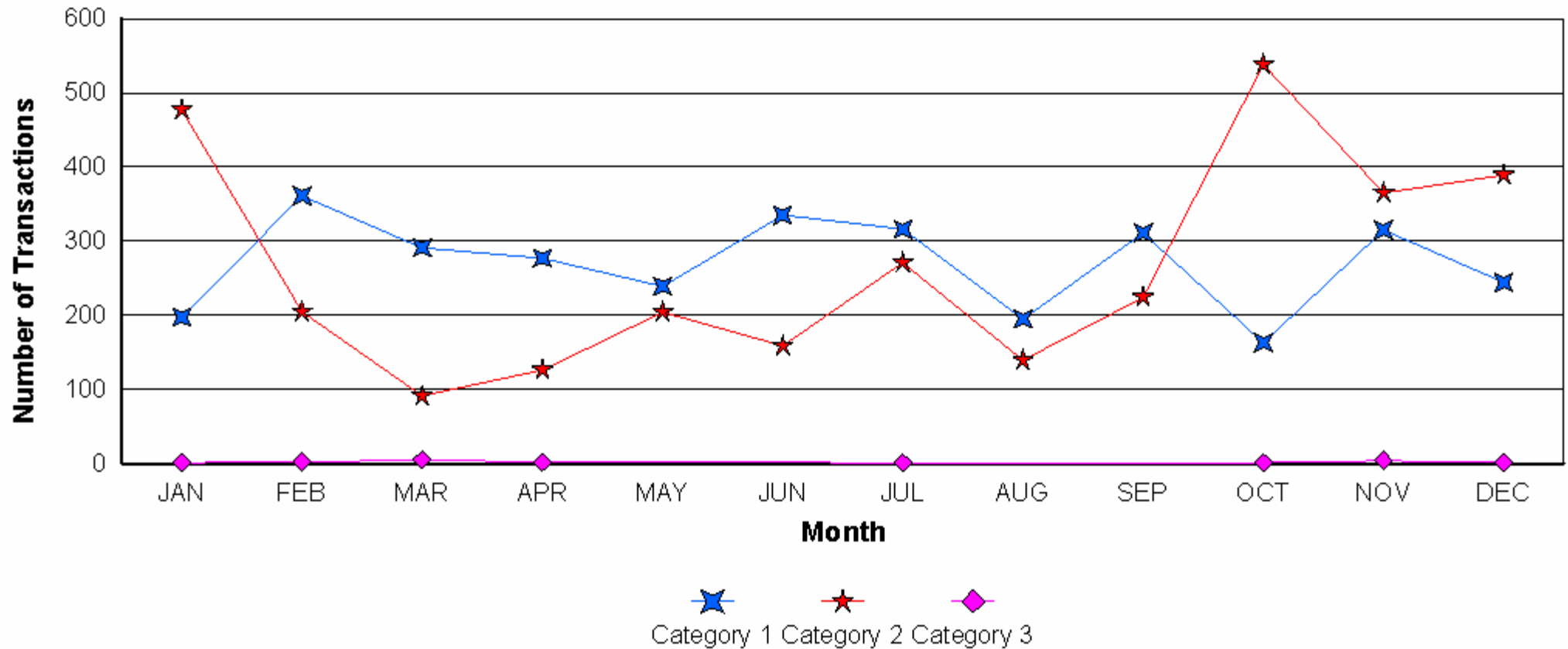
For Germany



Number of Successful Transactions for Greece - 2005

	JAN	FEB	MAR	APR	MAY	JUN	JUL	AUG	SEP	OCT	NOV	DEC	Total
Category 1	197	361	291	277	239	335	316	195	311	163	315	244	3.244
Category 2	477	205	91	126	204	159	271	139	224	538	365	389	3.188
Category 3	1	2	5	2	0	0	1	0	0	1	4	1	17
Total	675	568	387	405	443	494	588	334	535	702	684	634	6.449

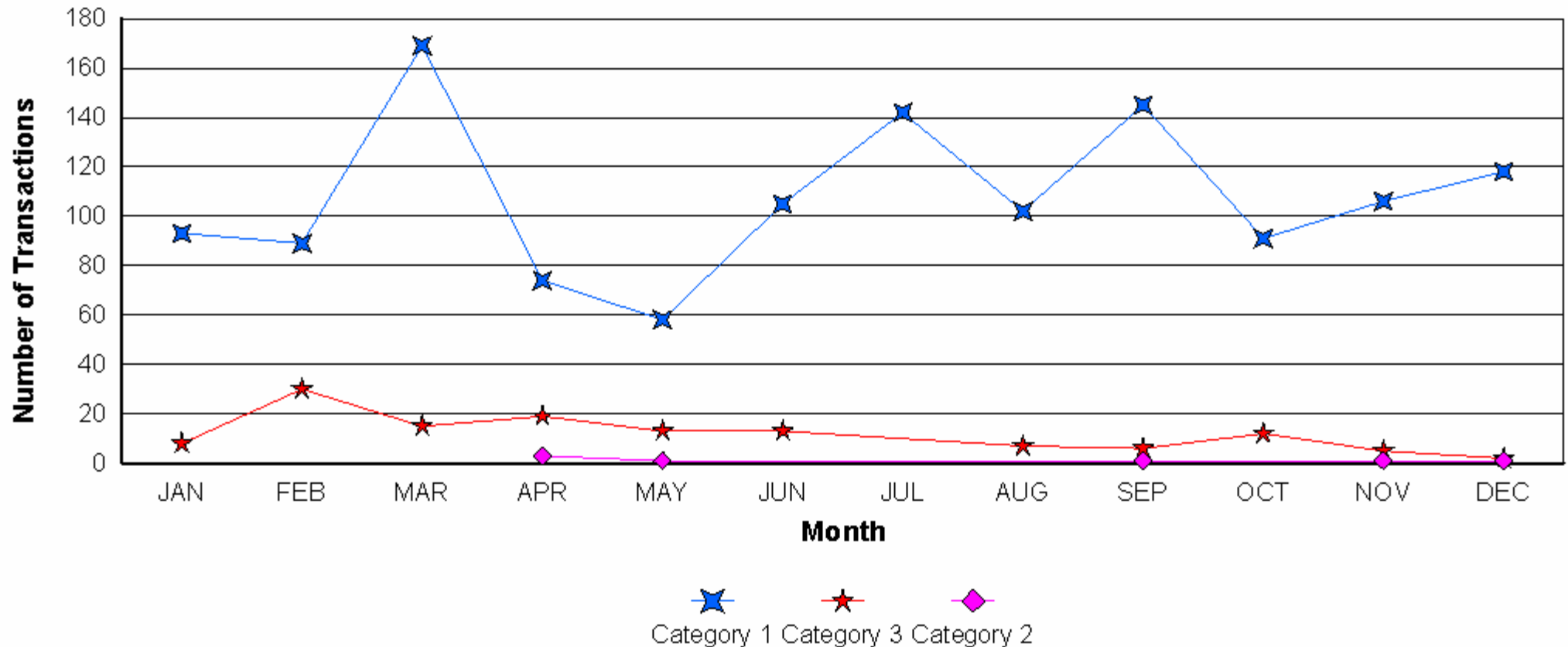
For Greece



Number of Successful Transactions for Hungary - 2005

	JAN	FEB	MAR	APR	MAY	JUN	JUL	AUG	SEP	OCT	NOV	DEC	Total
Category 1	93	89	169	74	58	105	142	102	145	91	106	118	1,292
Category 2	0	0	0	3	1	0	0	0	1	0	1	1	7
Category 3	8	30	15	19	13	13	0	7	6	12	5	2	130
Total	101	119	184	96	72	118	142	109	152	103	112	121	1,429

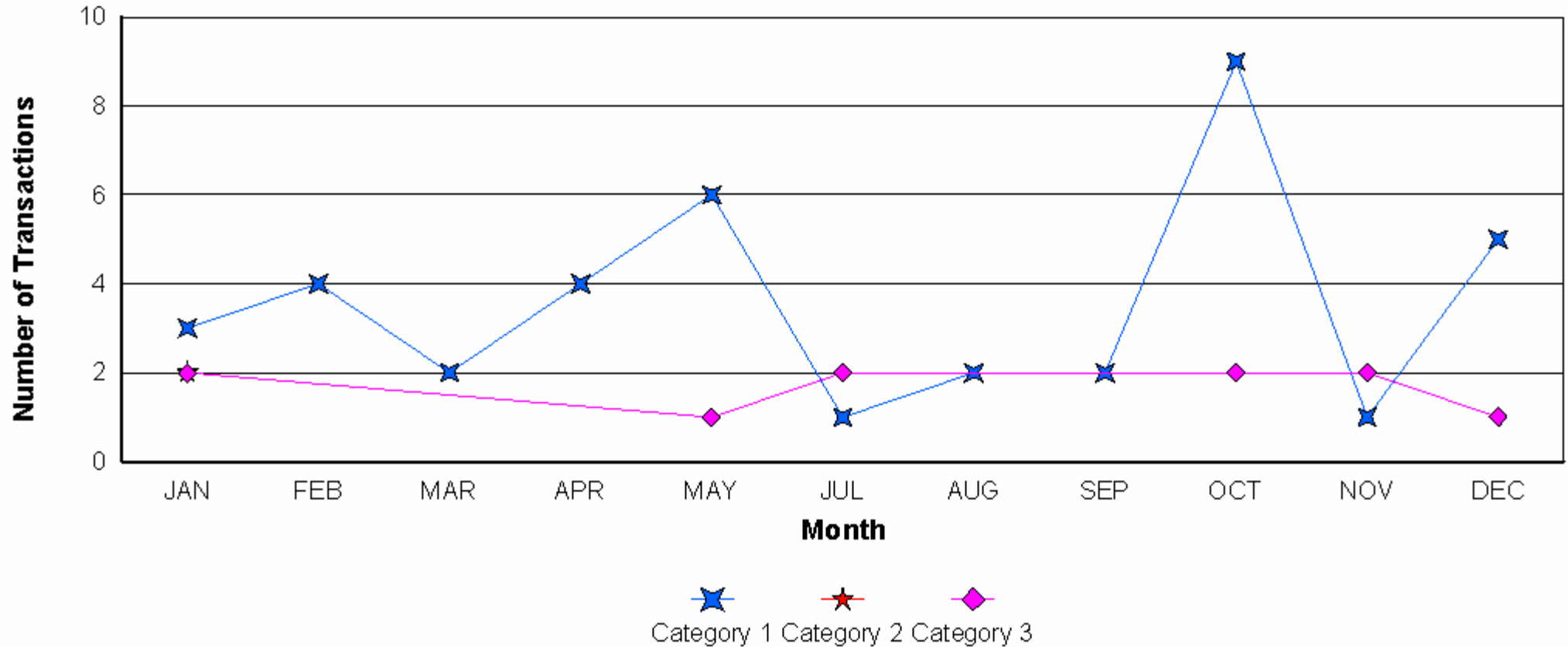
For Hungary



Number of Successful Transactions for Iceland - 2005

	JAN	FEB	MAR	APR	MAY	JUN	JUL	AUG	SEP	OCT	NOV	DEC	Total
Category 1	3	4	2	4	6	0	1	2	2	9	1	5	39
Category 2	2	0	0	0	0	0	0	0	0	0	0	0	2
Category 3	2	0	0	0	1	0	2	0	0	2	2	1	10
Total	7	4	2	4	7	0	3	2	2	11	3	6	51

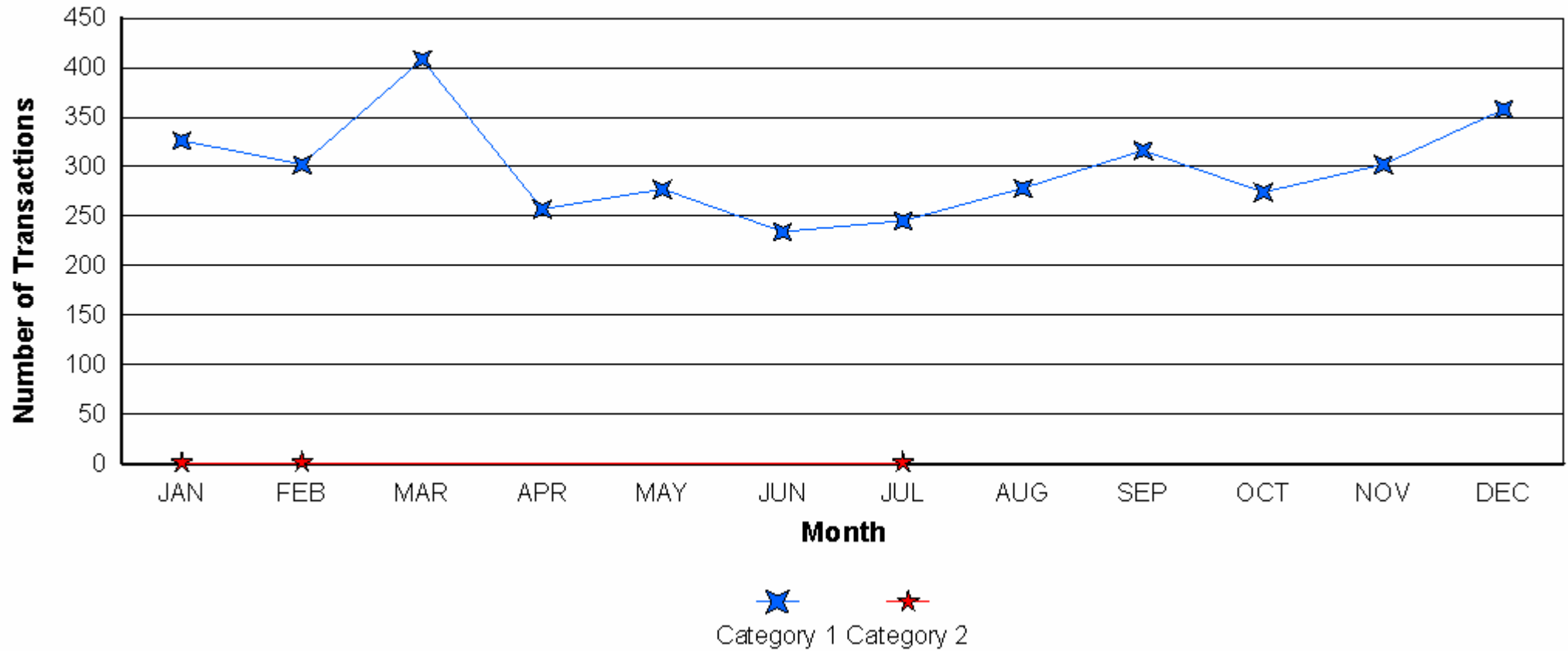
For Iceland



Number of Successful Transactions for Ireland - 2005

	JAN	FEB	MAR	APR	MAY	JUN	JUL	AUG	SEP	OCT	NOV	DEC	Total
Category 1	326	302	408	257	277	234	245	278	316	274	302	358	3.577
Category 2	1	1	0	0	0	0	1	0	0	0	0	0	3
Total	327	303	408	257	277	234	246	278	316	274	302	358	3.580

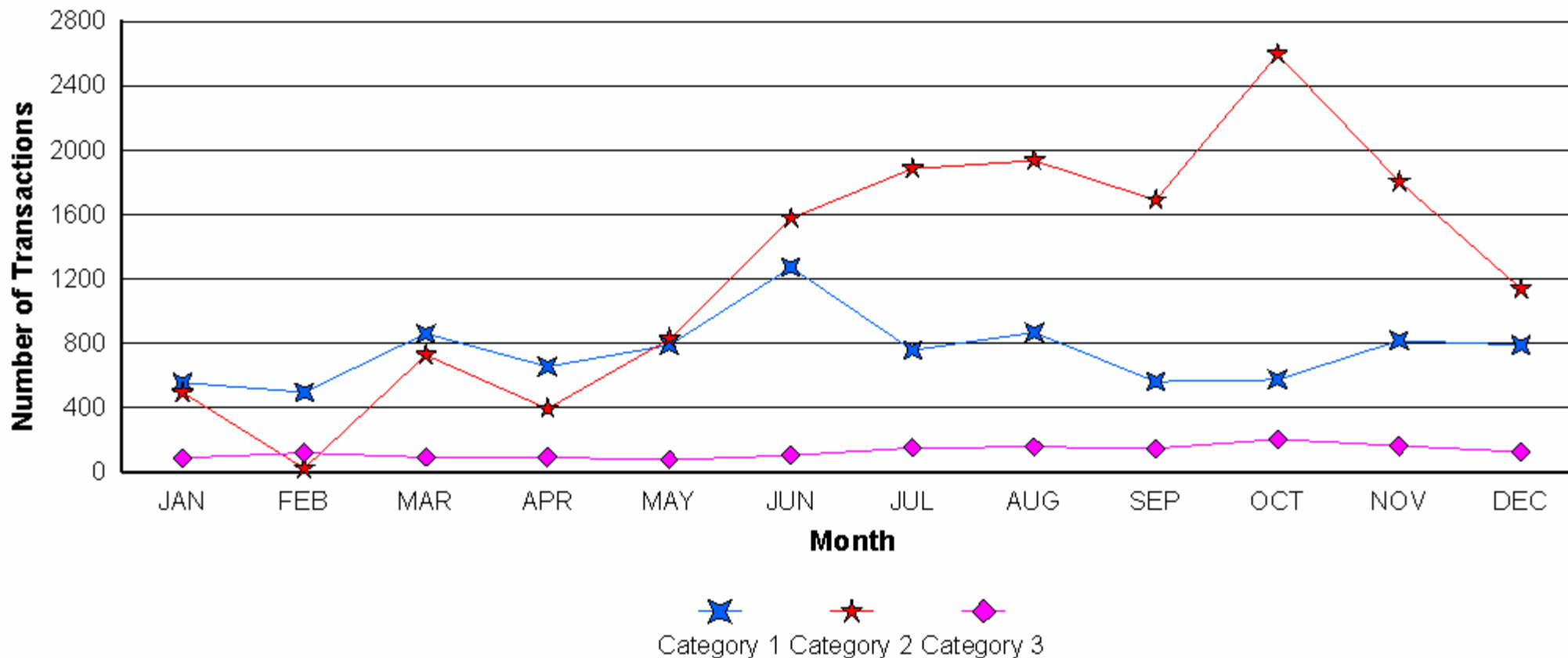
For Ireland



Number of Successful Transactions for Italy - 2005

	JAN	FEB	MAR	APR	MAY	JUN	JUL	AUG	SEP	OCT	NOV	DEC	Total
Category 1	553	493	858	654	787	1.271	756	866	560	573	816	787	8.974
Category 2	493	22	726	391	826	1.575	1.883	1.933	1.687	2.594	1.801	1.135	15.066
Category 3	87	116	91	89	75	103	150	154	145	202	161	123	1.496
Total	1.133	631	1.675	1.134	1.688	2.949	2.789	2.953	2.392	3.369	2.778	2.045	25.536

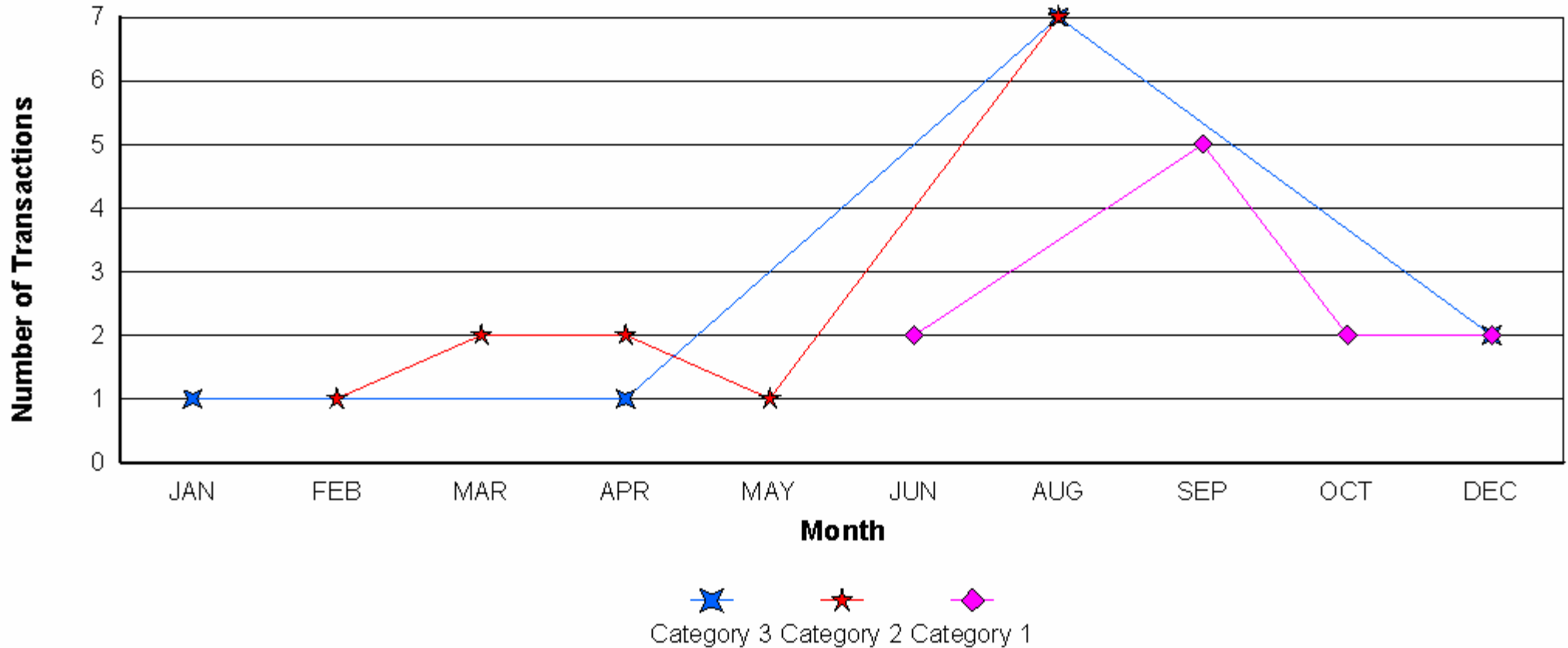
For Italy



Number of Successful Transactions for Latvia - 2005

	JAN	FEB	MAR	APR	MAY	JUN	JUL	AUG	SEP	OCT	NOV	DEC	Total
Category 1	0	0	0	0	0	2	0	0	5	2	0	2	11
Category 2	0	1	2	2	1	0	0	7	0	0	0	0	13
Category 3	1	0	0	1	0	0	0	7	0	0	0	2	11
Total	1	1	2	3	1	2	0	14	5	2	0	4	35

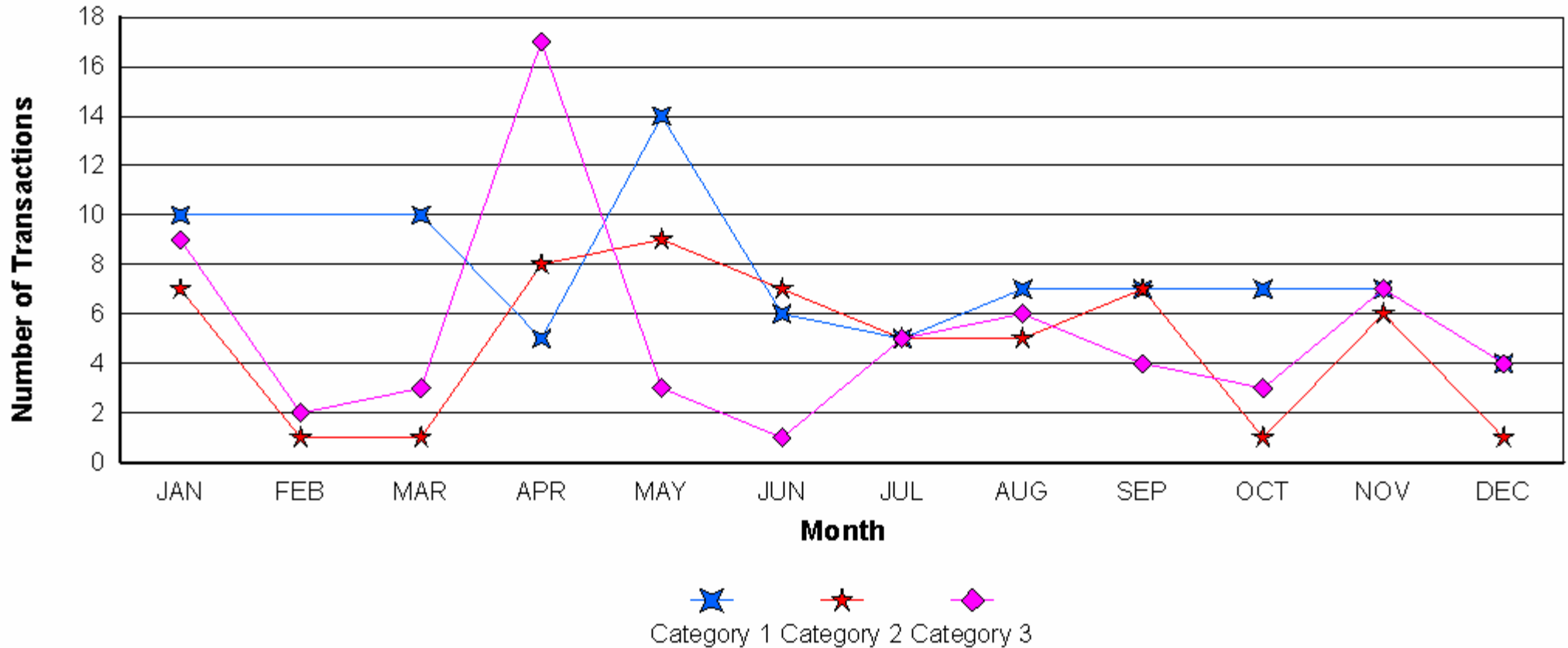
For Latvia



Number of Successful Transactions for Lithuania - 2005

	JAN	FEB	MAR	APR	MAY	JUN	JUL	AUG	SEP	OCT	NOV	DEC	Total
Category 1	10	0	10	5	14	6	5	7	7	7	7	4	82
Category 2	7	1	1	8	9	7	5	5	7	1	6	1	58
Category 3	9	2	3	17	3	1	5	6	4	3	7	4	64
Total	26	3	14	30	26	14	15	18	18	11	20	9	204

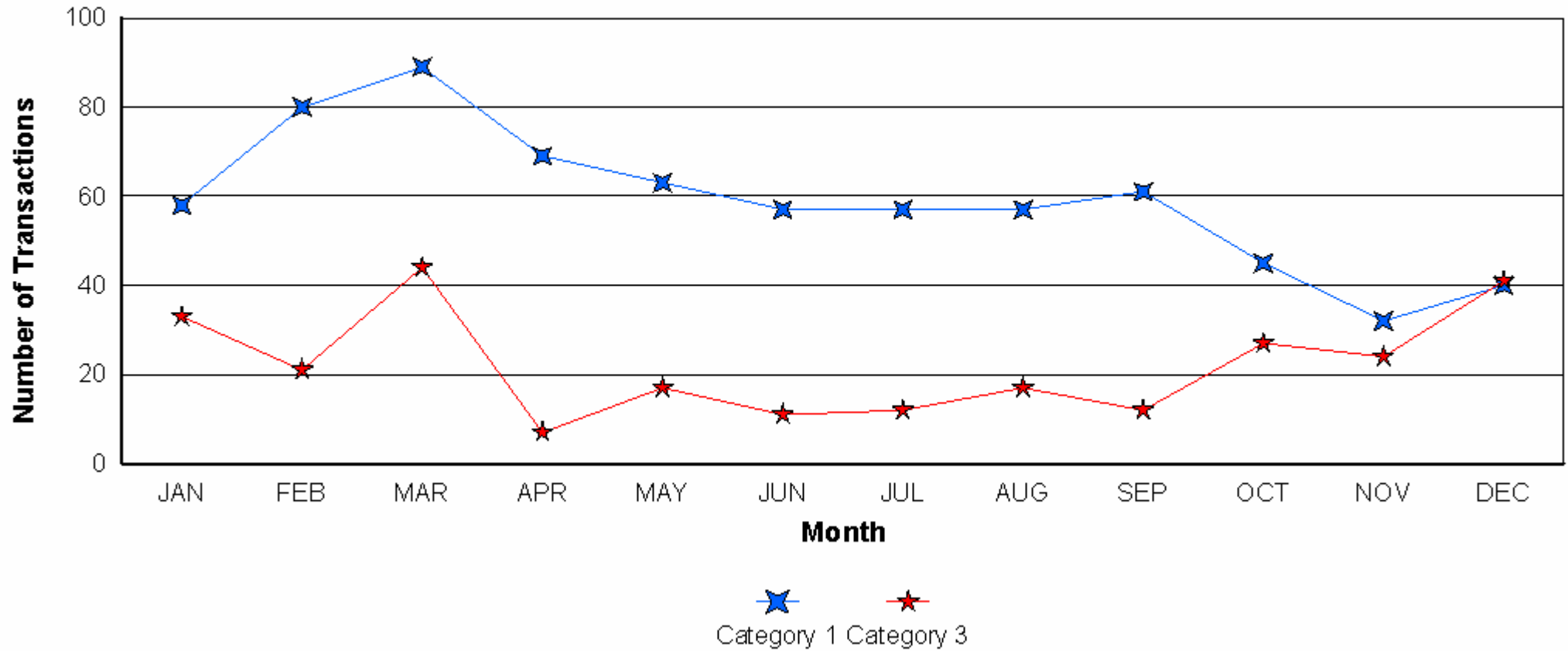
For Lithuania



Number of Successful Transactions for Luxembourg - 2005

	JAN	FEB	MAR	APR	MAY	JUN	JUL	AUG	SEP	OCT	NOV	DEC	Total
Category 1	58	80	89	69	63	57	57	57	61	45	32	40	708
Category 3	33	21	44	7	17	11	12	17	12	27	24	41	266
Total	91	101	133	76	80	68	69	74	73	72	56	81	974

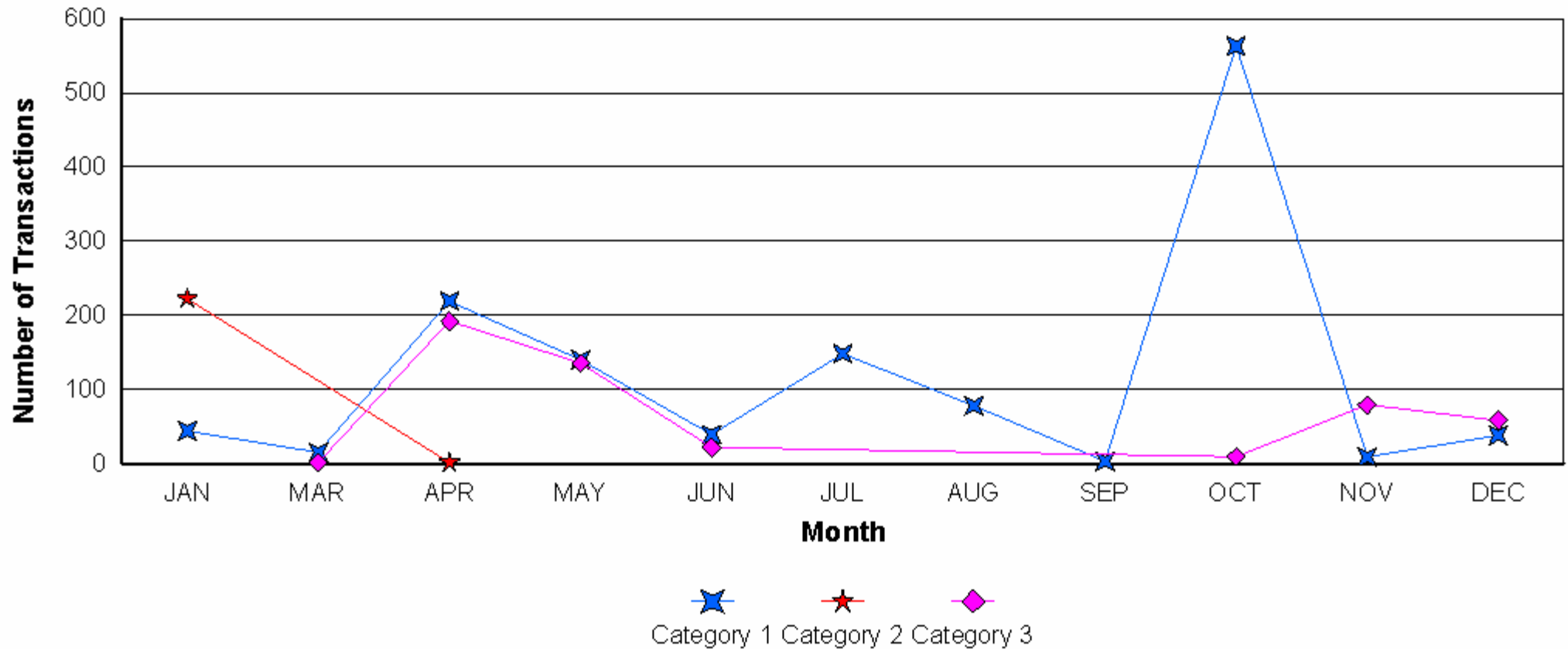
For Luxembourg



Number of Successful Transactions for Malta - 2005

	JAN	FEB	MAR	APR	MAY	JUN	JUL	AUG	SEP	OCT	NOV	DEC	Total
Category 1	44	0	15	219	140	39	148	78	3	563	9	38	1.296
Category 2	222	0	0	1	0	0	0	0	0	0	0	0	223
Category 3	0	0	1	192	135	22	0	0	0	9	79	58	496
Total	266	0	16	412	275	61	148	78	3	572	88	96	2.015

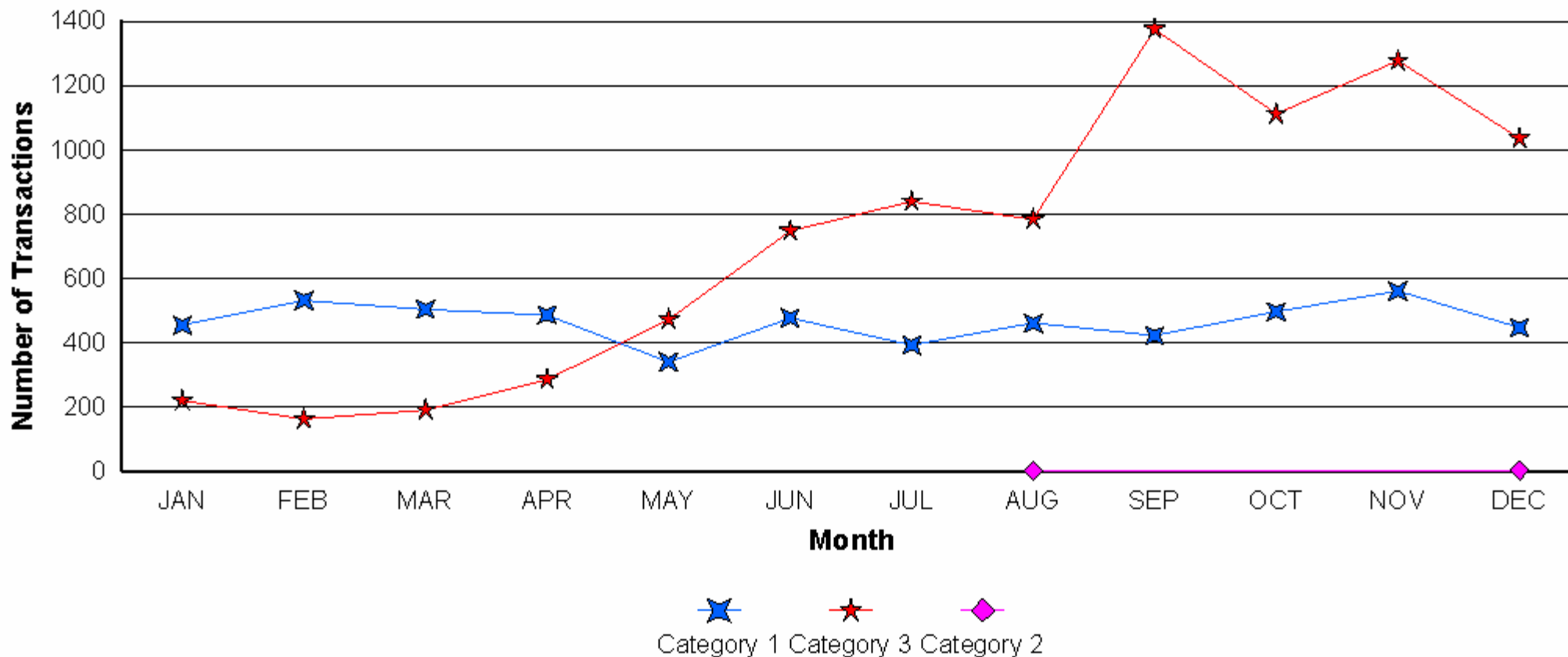
For Malta



Number of Successful Transactions for Netherlands - 2005

	JAN	FEB	MAR	APR	MAY	JUN	JUL	AUG	SEP	OCT	NOV	DEC	Total
Category 1	454	531	503	486	339	476	392	460	421	496	560	446	5.564
Category 2	0	0	0	0	0	0	0	1	0	0	0	1	2
Category 3	219	162	190	284	471	747	839	783	1.374	1.111	1.277	1.035	8.492
Total	673	693	693	770	810	1.223	1.231	1.244	1.795	1.607	1.837	1.482	14.058

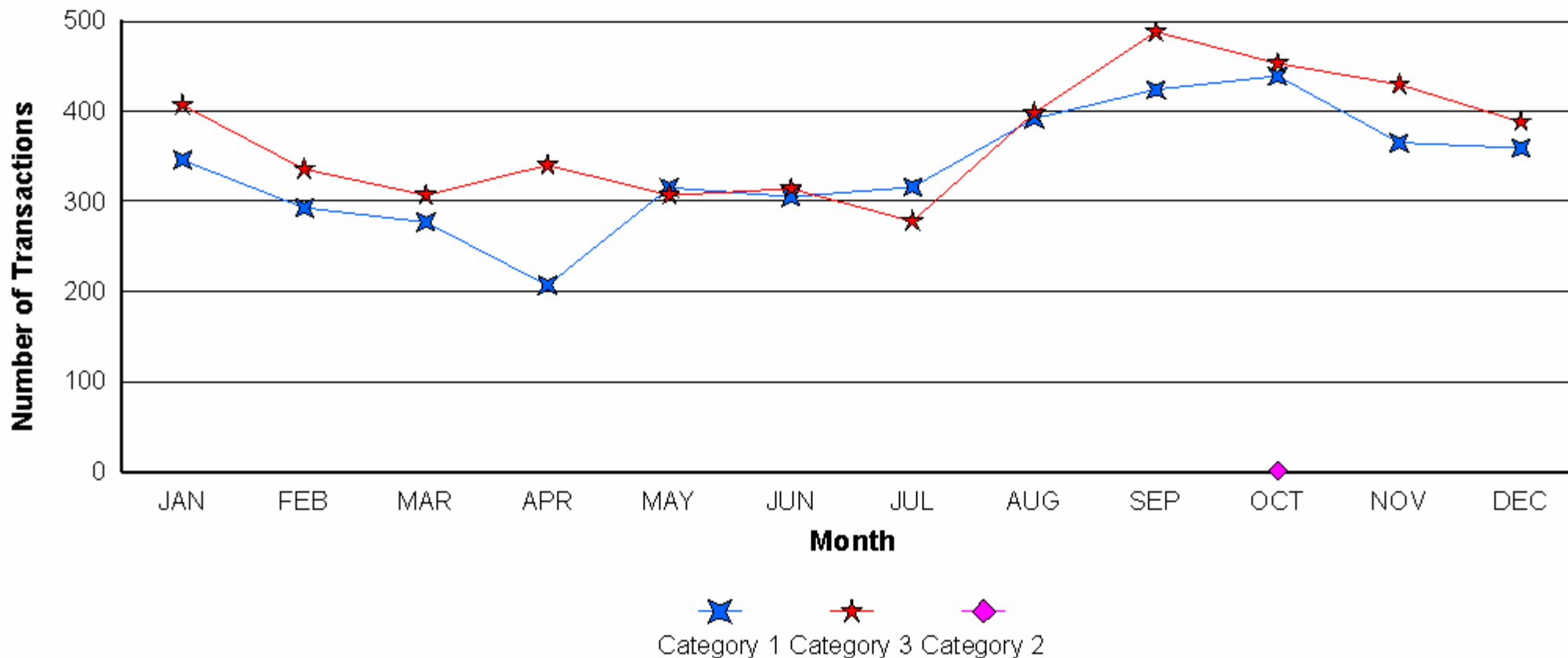
For Netherlands



Number of Successful Transactions for Norway - 2005

	JAN	FEB	MAR	APR	MAY	JUN	JUL	AUG	SEP	OCT	NOV	DEC	Total
Category 1	346	293	277	207	315	305	316	392	424	439	365	359	4.038
Category 2	0	0	0	0	0	0	0	0	0	1	0	0	1
Category 3	407	336	307	340	307	314	278	398	488	453	430	388	4.446
Total	753	629	584	547	622	619	594	790	912	893	795	747	8.485

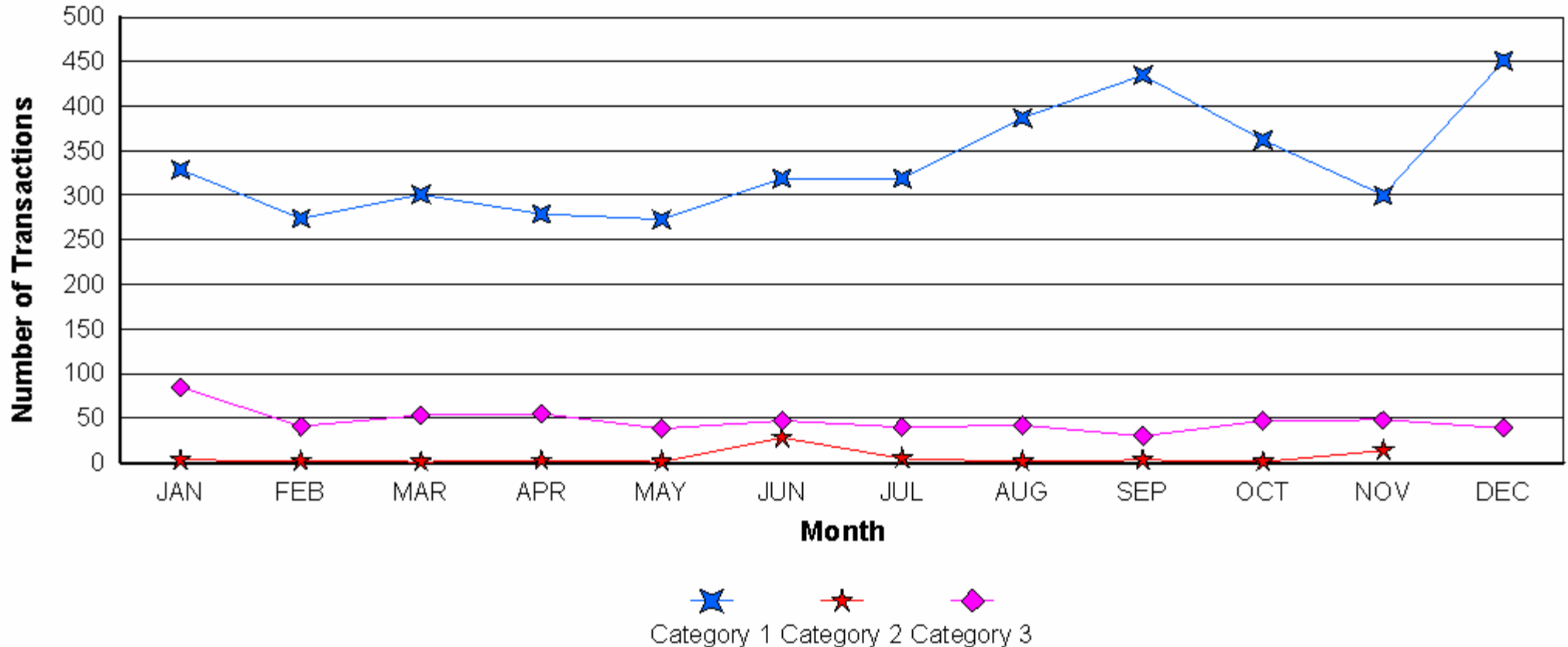
For Norway



Number of Successful Transactions for Poland - 2005

	JAN	FEB	MAR	APR	MAY	JUN	JUL	AUG	SEP	OCT	NOV	DEC	Total
Category 1	329	274	301	279	273	319	319	387	435	362	300	451	4.029
Category 2	3	2	1	2	1	28	5	1	3	1	14	0	61
Category 3	85	41	53	55	38	47	40	42	30	47	48	39	565
Total	417	317	355	336	312	394	364	430	468	410	362	490	4.655

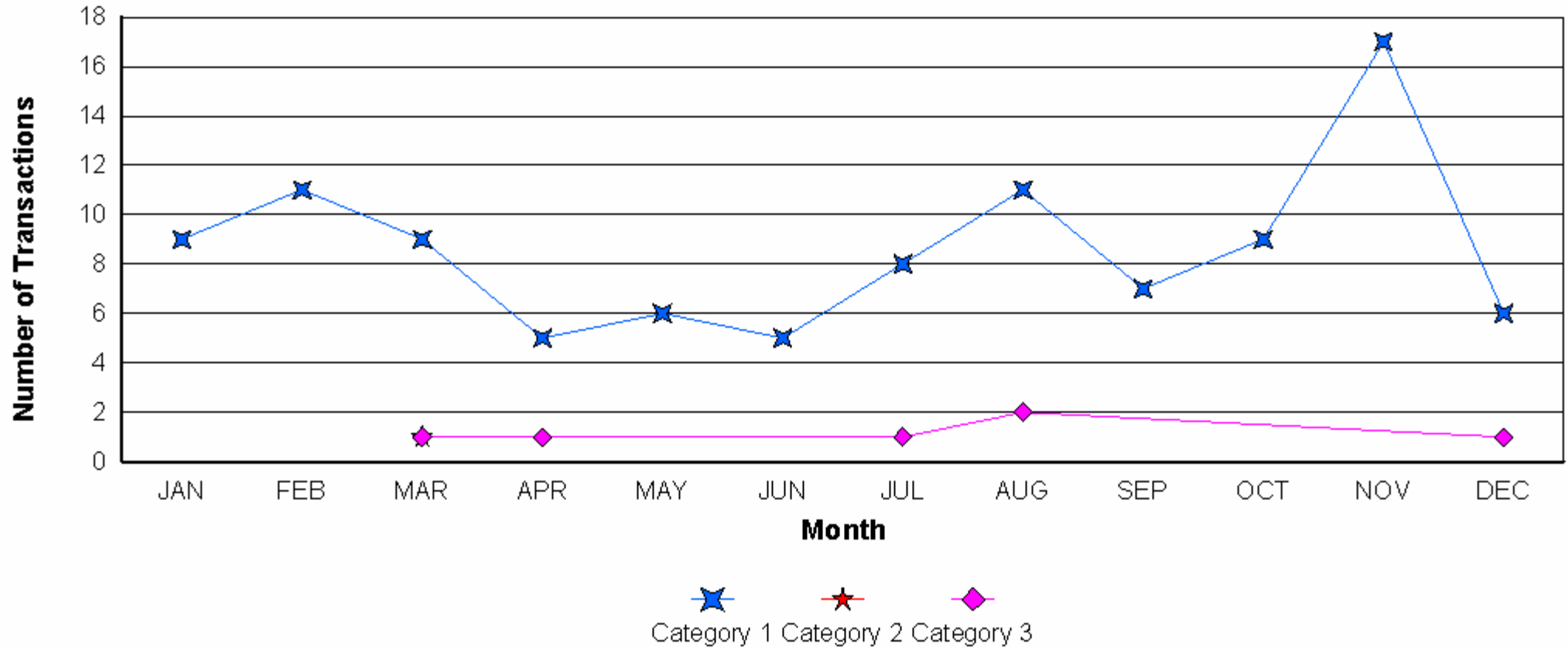
For Poland



Number of Successful Transactions for Portugal - 2005

	JAN	FEB	MAR	APR	MAY	JUN	JUL	AUG	SEP	OCT	NOV	DEC	Total
Category 1	9	11	9	5	6	5	8	11	7	9	17	6	103
Category 2	0	0	1	0	0	0	0	0	0	0	0	0	1
Category 3	0	0	1	1	0	0	1	2	0	0	0	1	6
Total	9	11	11	6	6	5	9	13	7	9	17	7	110

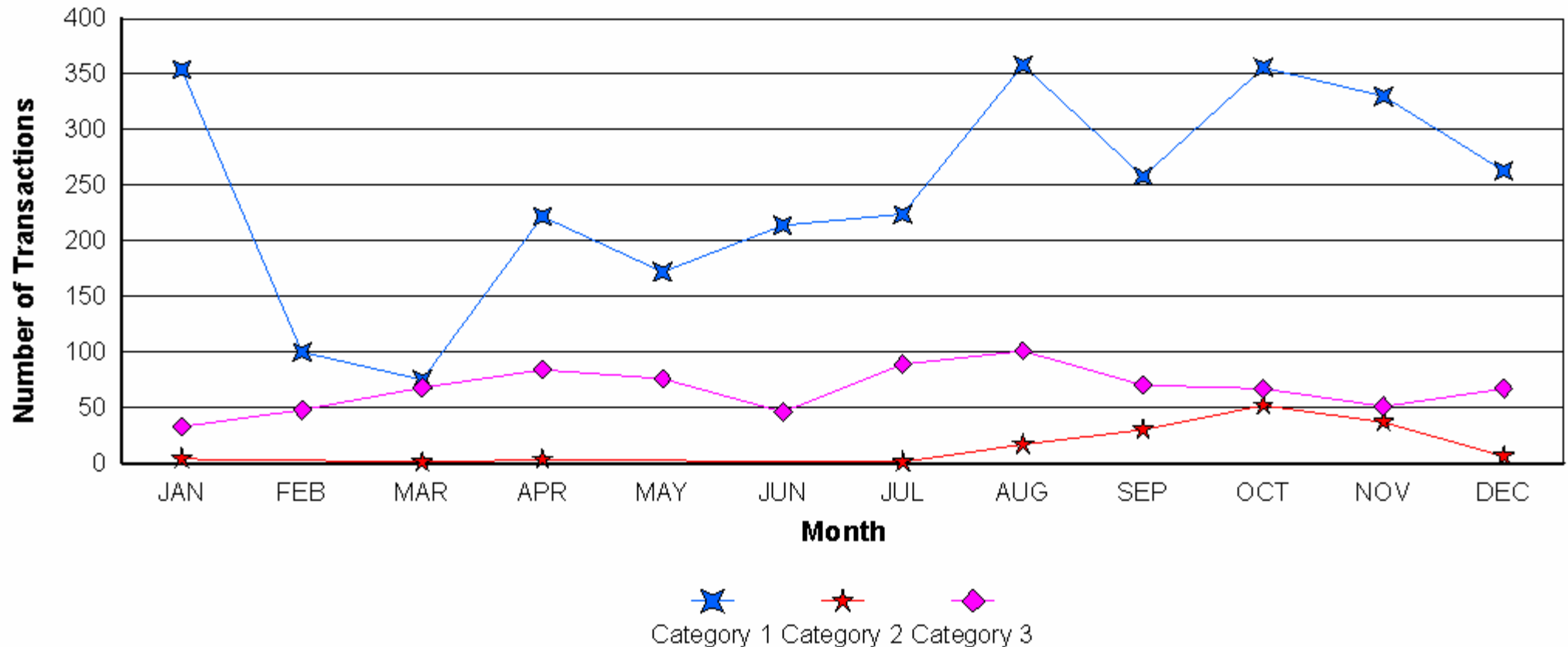
For Portugal



Number of Successful Transactions for Slovakia - 2005

	JAN	FEB	MAR	APR	MAY	JUN	JUL	AUG	SEP	OCT	NOV	DEC	Total
Category 1	354	100	75	222	172	214	224	358	258	356	330	263	2.926
Category 2	4	0	1	3	0	0	1	17	30	52	37	6	151
Category 3	33	48	68	84	76	46	89	101	70	67	51	67	800
Total	391	148	144	309	248	260	314	476	358	475	418	336	3.877

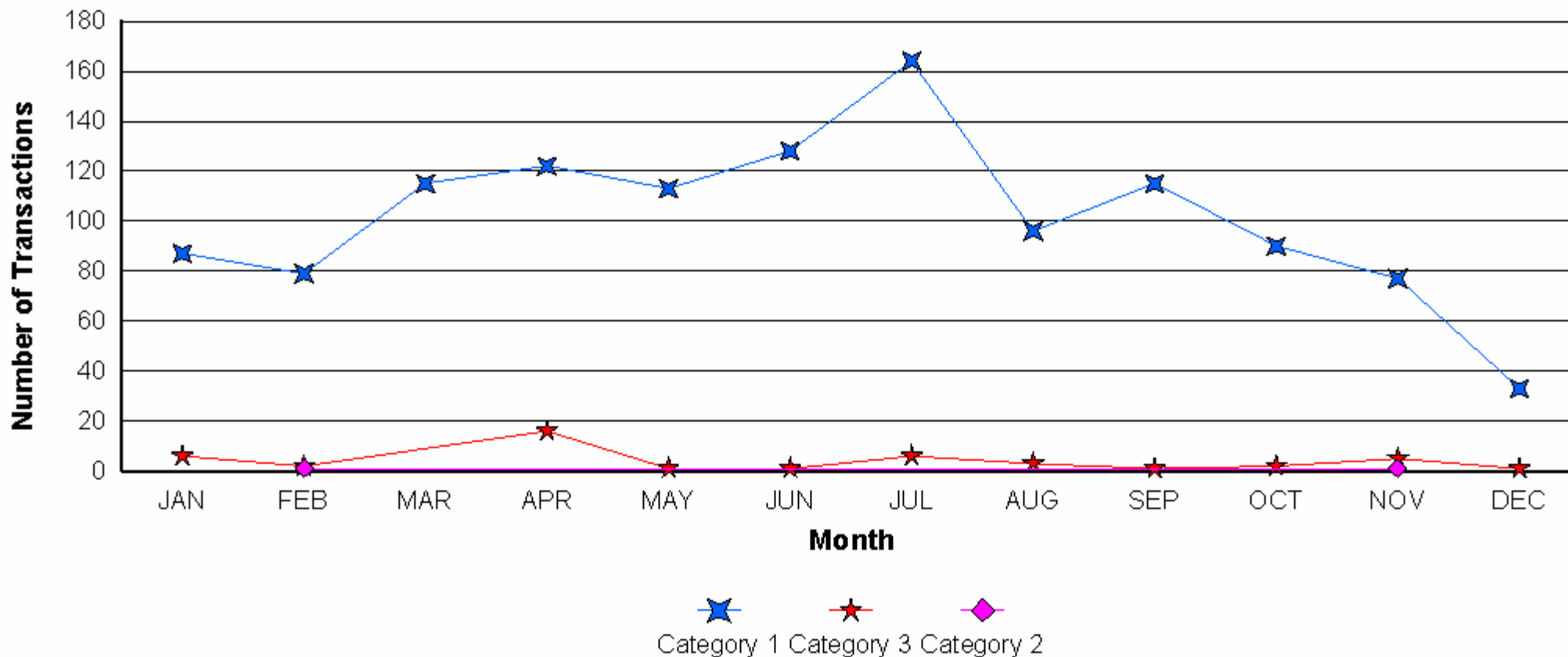
For Slovakia



Number of Successful Transactions for Slovenia - 2005

	JAN	FEB	MAR	APR	MAY	JUN	JUL	AUG	SEP	OCT	NOV	DEC	Total
Category 1	87	79	115	122	113	128	164	96	115	90	77	33	1.219
Category 2	0	1	0	0	0	0	0	0	0	0	1	0	2
Category 3	6	2	0	16	1	1	6	3	1	2	5	1	44
Total	93	82	115	138	114	129	170	99	116	92	83	34	1.265

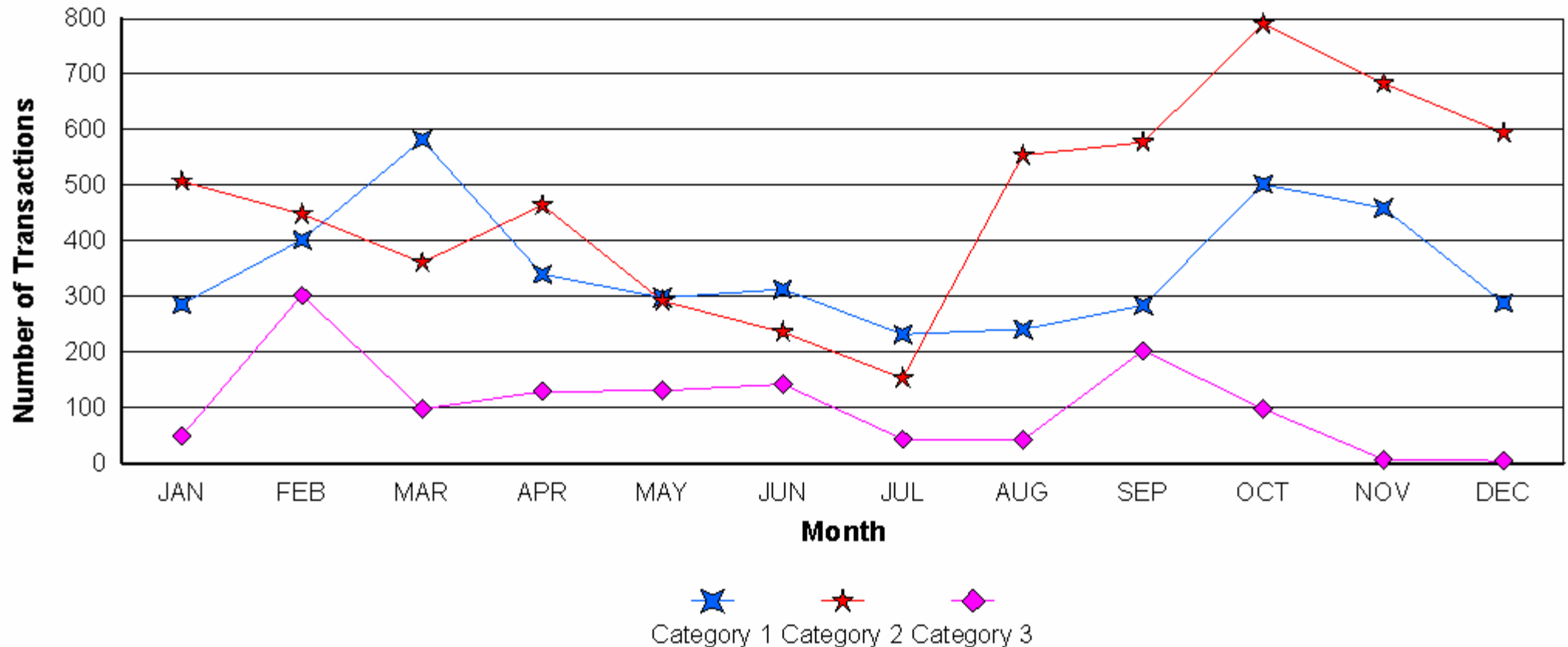
For Slovenia



Number of Successful Transactions for Spain - 2005

	JAN	FEB	MAR	APR	MAY	JUN	JUL	AUG	SEP	OCT	NOV	DEC	Total
Category 1	286	402	582	340	298	313	232	241	284	502	459	288	4.227
Category 2	507	448	361	464	292	236	153	554	577	790	683	594	5.659
Category 3	49	302	98	129	131	142	43	42	203	98	7	4	1.248
Total	842	1.152	1.041	933	721	691	428	837	1.064	1.390	1.149	886	11.134

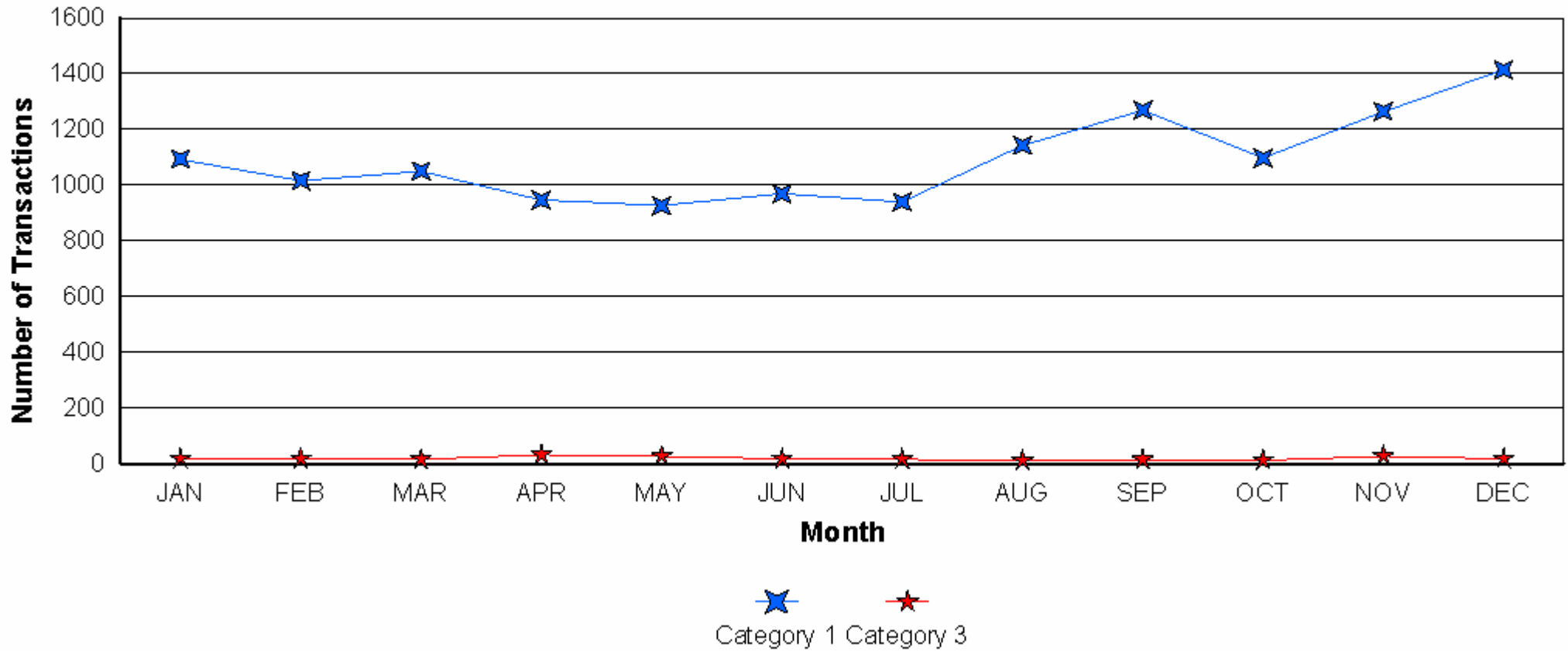
For Spain



Number of Successful Transactions for Sweden - 2005

	JAN	FEB	MAR	APR	MAY	JUN	JUL	AUG	SEP	OCT	NOV	DEC	Total
Category 1	1.093	1.016	1.050	946	926	969	940	1.143	1.269	1.097	1.264	1.414	13.127
Category 3	17	18	15	31	26	17	16	10	14	12	26	18	220
Total	1.110	1.034	1.065	977	952	986	956	1.153	1.283	1.109	1.290	1.432	13.347

For Sweden



Number of Successful Transactions for UK - 2005

	JAN	FEB	MAR	APR	MAY	JUN	JUL	AUG	SEP	OCT	NOV	DEC	Total
Category 1	2.676	2.370	2.170	2.108	1.995	2.147	2.003	2.251	2.210	2.090	1.986	1.967	25.973
Category 2	74	64	44	61	69	39	42	40	40	63	51	46	633
Category 3	489	502	449	487	449	453	392	409	472	437	440	465	5.444
Total	3.239	2.936	2.663	2.656	2.513	2.639	2.437	2.700	2.722	2.590	2.477	2.478	32.050

For UK

